



Features

- Available in E6 values
- Current rating to 3.0 amps
- 3.0 mm height
- Lead free
- RoHS compliant*

Applications

- Input/output of DC/DC converters
- Power supplies for:
 - Portable communication equipment
 - Camcorders
 - LCD TVs
 - Car radios

SDR1030 Series - SMD Power Inductors

Electrical Specifications

Bourns Part No.	Inductance 100 kHz		Q Typ.	Test Frequency (MHz)	SRF Min. (MHz)	RDC Max. (Ω)	I rms Max. (A)	I sat Typ. (A)
	(μ H)	Tol. %						
SDR1030-2R7M	2.7	± 20	13	7.96	73.6	0.028	3.00	4.20
SDR1030-4R7M	4.7	± 20	13	7.96	49.5	0.040	2.60	3.50
SDR1030-6R8M	6.8	± 20	15	7.96	38.1	0.052	2.20	2.80
SDR1030-100M	10.0	± 20	15	2.52	33.1	0.064	2.00	2.40
SDR1030-150M	15.0	± 20	18	2.52	25.7	0.100	1.65	1.85
SDR1030-220M	22.0	± 20	20	2.52	22.3	0.145	1.38	1.60
SDR1030-330M	33.0	± 20	16	2.52	16.4	0.220	1.10	1.25
SDR1030-470M	47.0	± 20	10	2.52	14.2	0.270	0.96	1.10
SDR1030-680M	68.0	± 20	12	2.52	12.2	0.360	0.82	0.90
SDR1030-101K	100.0	± 10	14	0.796	9.3	0.540	0.70	0.75
SDR1030-151K	150.0	± 10	23	0.796	7.9	0.700	0.60	0.58
SDR1030-221K	220.0	± 10	23	0.796	6.2	1.150	0.46	0.48
SDR1030-331K	330.0	± 10	25	0.796	5.1	1.700	0.38	0.40
SDR1030-471K	470.0	± 10	20	0.796	3.8	2.250	0.28	0.32
SDR1030-681K	680.0	± 10	18	0.796	3.2	3.300	0.23	0.27
SDR1030-102K	1000.0	± 10	42	0.252	2.5	4.700	0.20	0.23

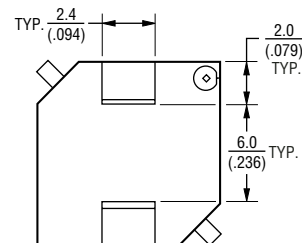
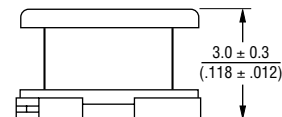
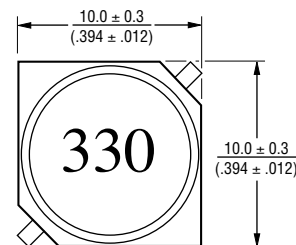
General Specifications

Test Voltage0.1 V
 Reflow Soldering ...230 °C, 50 sec. max.
 Operating Temperature -40 °C to +125 °C
 (Temperature rise included)
 Storage Temperature..-40 °C to +125 °C
 Resistance to Soldering Heat
260 °C for 10 sec.

Materials

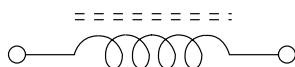
CoreFerrite DR
 WireEnamelled copper wire 130
 Terminal.....Cu/Ni/Sn
 Rated Current
Ind. drop 10 % typ. at Isat
 Temperature Rise30 °C max.
 at rated Irms
 Packaging1000 pcs. per reel

Product Dimensions

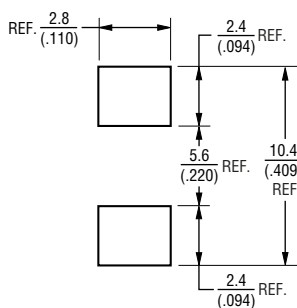


DIMENSIONS: $\frac{\text{MM}}{\text{(INCHES)}}$

Electrical Schematic



Recommended Layout

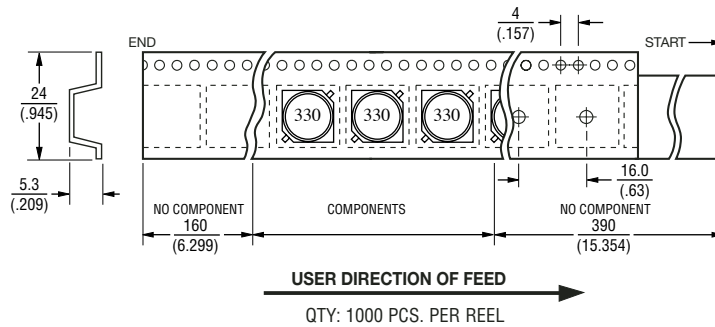
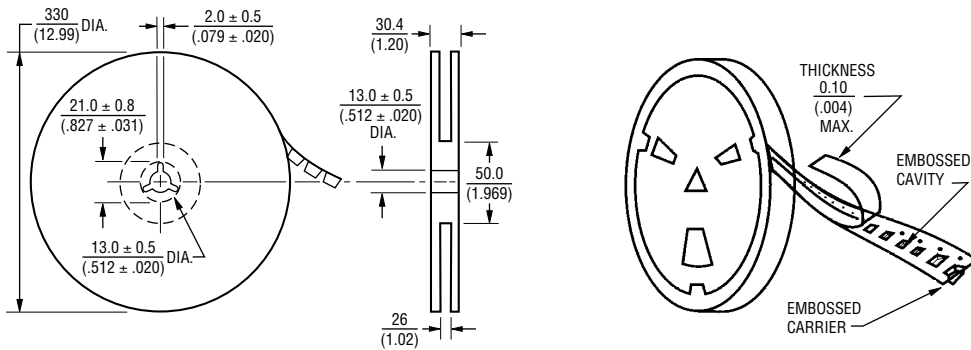


*RoHS Directive 2002/95/EC Jan 27 2003 including Annex
 Specifications are subject to change without notice.
 Customers should verify actual device performance in their specific applications.

SDR1030 Series - SMD Power Inductors



Packaging Specifications



DIMENSIONS: $\frac{\text{MM}}{\text{(INCHES)}}$