

# SDR2143 THROUGH SDR2150

HIGH VOLTAGE

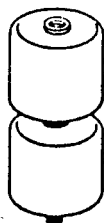
STACKABLE

RECTIFIER ASSEMBLY

SSDI  
X00188

14830 VALLEY VIEW  
LA MIRADA, CA. 90638  
(213)921-9660  
TWX 910-583-4807  
FAX 213-921-2396

## FEATURES

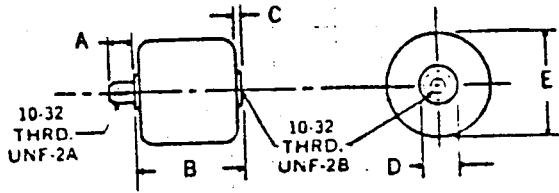


- ▶ PIV TO 15KV
- ▶ STACKABLE TO 600KV
- ▶ HIGH CURRENT RATINGS
- ▶ CONTROLLED AVALANCHE
- ▶ VOID FREE HERMETICALLY SEALED DIODE CELLS
- ▶ CORONA FREE
- ▶ MODULAR DESIGN FOR EASY STACKING
- ▶ STORAGE AND OPERATING TEMPERATURE  
-65 °C TO +150 °C

SSDI introduces a new and complete line of high voltage transfer molded stackable diode modules. These modules utilize double plug metallurgically bonded void free hermetically sealed diode cells. Higher voltage and/or current modules can be supplied. Ultra fast recovery modules to 50 nano seconds are available. Contact your factory representative for engineering assistance.

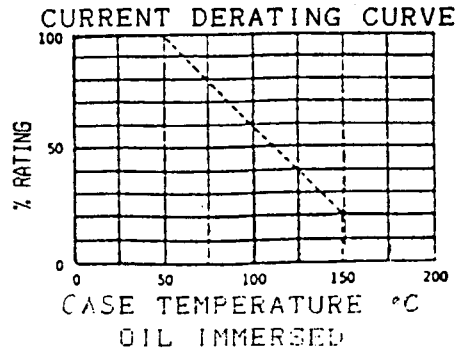
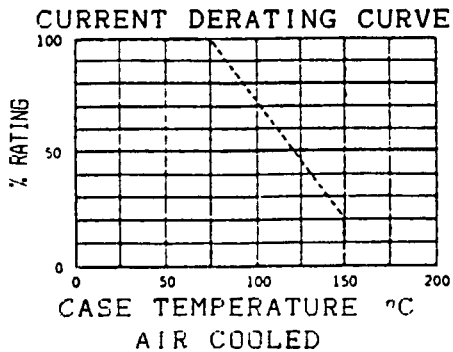
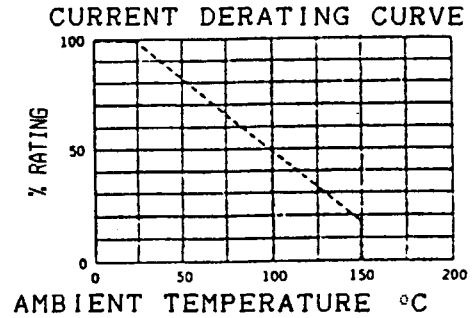
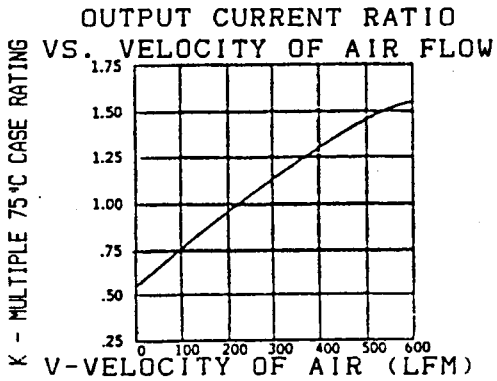
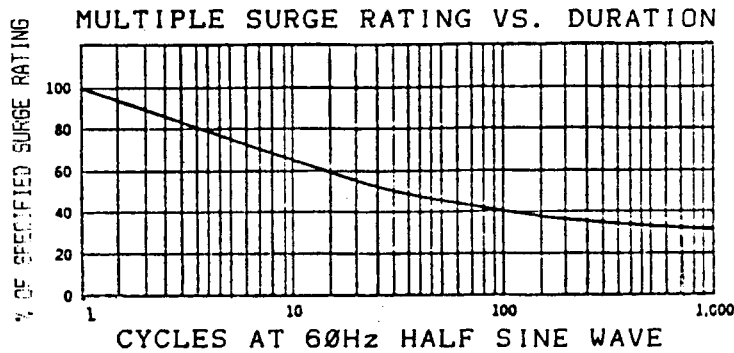
TYPE	PIV per leg	Sine Wave RMS input Voltage Max	Average DC Output Amps TC		Average DC Output Amps *	Peak 1 Cycle Forward Surge	Peak Recurrent Forward	VF Max. per leg @ ADC	Reverse Current (IR Max. per leg @ PIV)	
			Air	Oil					75 °C	50 °C
	KV	KV	AMPS	AMPS	AMPS	AMPS	AMPS	VOLTS	UA	UA
SDR2143	2.5	1.75	6.00 (1)	7.70	7.00	200	100	5V @ 3A	10	100
SDR2144	2.5	1.75	3.00	4.25	3.75	100	50	4V @ 1.5A	5	50
SDR2145	5	3.50	4.50 (1)	5.50	5.00	200	100	10V @ 2.5A	10	100
SDR2146	5	3.50	2.00	2.75	2.50	100	50	8V @ 1A	5	50
SDR2147	7.5	5.30	1.33	2.00	1.65	100	100	12V @ .75A	5	50
SDR2148	7.5	5.30	1.25	1.75	1.55	30	10	12V @ .60A	2	20
SDR2149	10	7.00	1.00	1.40	1.25	30	10	16V @ .50A	2	20
SDR2150	15	10.00	0.67	0.90	0.80	30	10	25V @ .33A	2	20

# MECHANICAL SPECIFICATIONS



	ins.	mm.
A	.230-.235	5.84-5.97
B	.980-1.10	24.89-27.94
C	.020-.040	0.51-1.02
D	.320-.330	8.13-8.38
E	.97-1.00	24.64-25.40

## TYPICAL DERATING



**SSDI**

SOLID STATE DEVICES, INC.

P.O. Box 577, La Mirada, CA. 90637

Telephone (213) 921-9660 ♦ FAX (213) 921-2396