

SDWF-89F

Product Specification

IEEE 802.11 b/g/n 2.4GHz 1T1R SDIO LGA Module

深圳市瑞科慧联科技有限公司

Shenzhen Rakwireless Technology Co., Ltd

深圳市南山区科技园北区清华信息港综合楼406室, 518057

Room 406, R&D Building of Tsinghua Hi-Tech Park, Shenzhen, 518057, China

TEL: +755-26506594 FAX : +755-86152201

Email: info@rakwireless.com

CONTENTS

0	REVISION HISTORY.....	3
1	INTRODUCTIONS.....	4
1.1	OVERVIEW.....	4
1.2	PRODUCT FEATURES.....	4
2	GENERAL SPECIFICATION.....	5
2.1	WIFI RF SPECIFICATION.....	5
2.2	POWER CONSUMPTION.....	5
3	MECHANICAL SPECIFICATION.....	6
3.1	OUTLINE DRAWING.....	6
3.2	PCB LAYOUT.....	6
3.3	PIN DEFINITION.....	7
3.4	APPLICATION CIRCUIT.....	8
4	ENVIRONMENTAL REQUIREMENTS.....	9
4.1	OPERATING & STORAGE TEMPERATURE.....	9
4.2	RECOMMENDED REFLOW PROFILE.....	9
4.3	NOTICE.....	9
5	PACKING INFORMATION.....	10

0 REVISION HISTORY

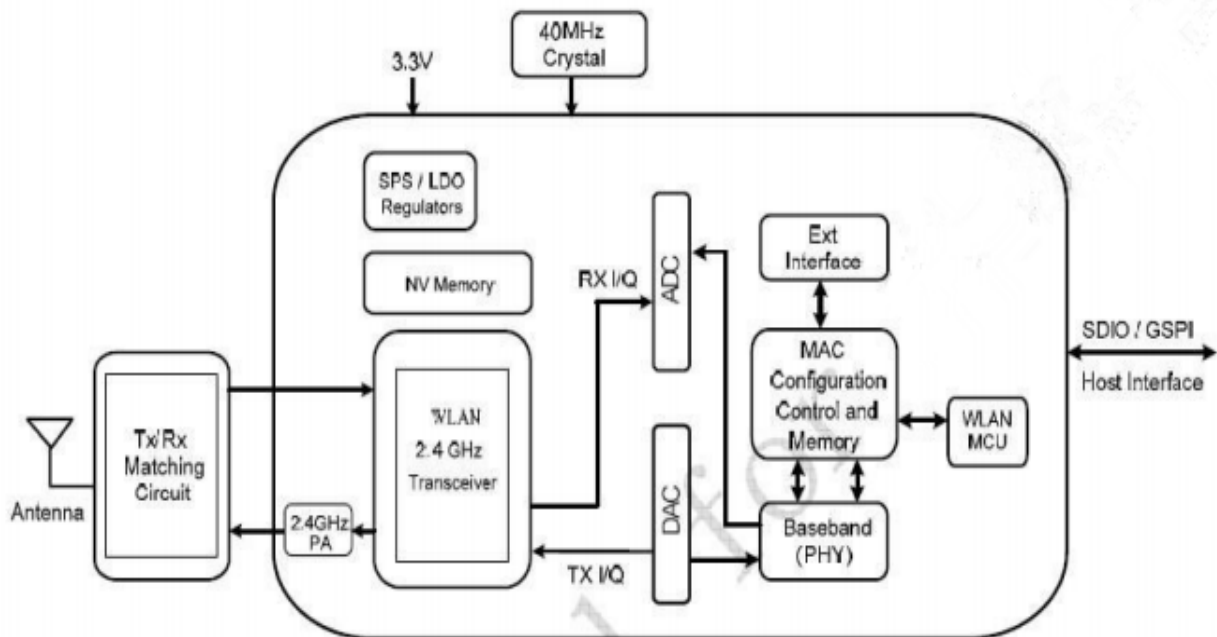
Document release	Date	Modification	Approved
Version 1.0	2015.07.09	Initial release	

1. Introduction

1.1 Overview

SDWF-89F is a highly integrated and excellent performance Wireless LAN (WLAN) USB2.0 network interface device. High-speed wireless connection up to 150 Mbps.

The general hardware for the module is shown in Figure 1. This WLAN Module design is based on Realtek RTL8189FTV. It is a highly integrated single-chip 1*1 MIMO (Multiple In Multiple Out) Wireless LAN (WLAN) SDIO network interface controller complying with the 802.11n specification. It combines a MAC, a 1T1R capable baseband, and RF in a single chip. It is designed to provide excellent performance with low power Consumption and enhance the advantages of robust system and cost-effective.



1.2 Product Features

- Operate at ISM frequency bands (2.4GHz)
- SDIO Interface for WiFi
- IEEE standards support: IEEE 802.11b, IEEE 802.11g, IEEE 802.11n,
- Enterprise level security which can apply WPA/WPA2 certification for WiFi.
- WiFi 1 transmitter and 1 receiver allow data rates supporting up to 150 Mbps downstream and 150 Mbps upstream PHY rates

2. GENERAL SPECIFICATION


2.1 WiFi RF Specifications

Main Chipset	RTL8189FTV
Operating Frequency	2.400~2.4835GHz
Standards	WiFi: IEEE 802.11b, IEEE 802.11g, IEEE 802.11n,
Modulation	WiFi: 802.11b: CCK(11, 5.5Mbps), QPSK(2Mbps), BPSK(1Mbps), 802.11 g/n: OFDM
PHY Data rates	WiFi: 802.11b: 11,5.5,2,1 Mbps 802.11g: 54,48,36,24,18,12,9,6 Mbps 802.11n: up to 150Mbps
Transmit Output Power (Tolerance: ±2.0dBm)	WiFi: 802.11b@11Mbps 16dBm 802.11g@6Mbps 15dBm 802.11g@54Mbps 15dBm 802.11n 14dBm (MCS 0_HT20) 14dBm (MCS 7_HT20) 13dBm (MCS 0_HT40) 13dBm (MCS 7_HT40)
Receiver Sensitivity	802.11b@11Mbps -82 ± 1dBm 802.11g@54Mbps -71 ± 1dBm 802.11n -67 ± 1dBm (MCS 7_HT20) -64 ± 1dBm (MCS 7_HT40)
Operating Channel	WiFi 2.4GHz: 11: (Ch. 1-11) – United States 13: (Ch. 1-13) – Europe 14: (Ch. 1-14) – Japan
Media Access Control	WiFi: CSMA/CA with ACK
Antenna	External Antenna
Network Architecture	WiFi: Ad-hoc mode (Peer-to-Peer) Infrastructure mode Software AP WiFi Direct
Security	WiFi: WPA, WPA-PSK, WPA2, WPA2-PSK, WEP 64bit & 128bit,
OS Supported	Android /Linux
Host Interface	WiFi: SDIO/GPIO
Operating Voltage	3.3Vdc ±10% I/O supply voltage
Dimension	Typical L12.0*W12.0*H1.6mm

2.2 Power Consumption

Mode	Status	Power(mA)	Note
OS Windows XP	Link	130	
	RX	130	20M
	TX	190	20M(MCS7)
		175	40M(MCS7)

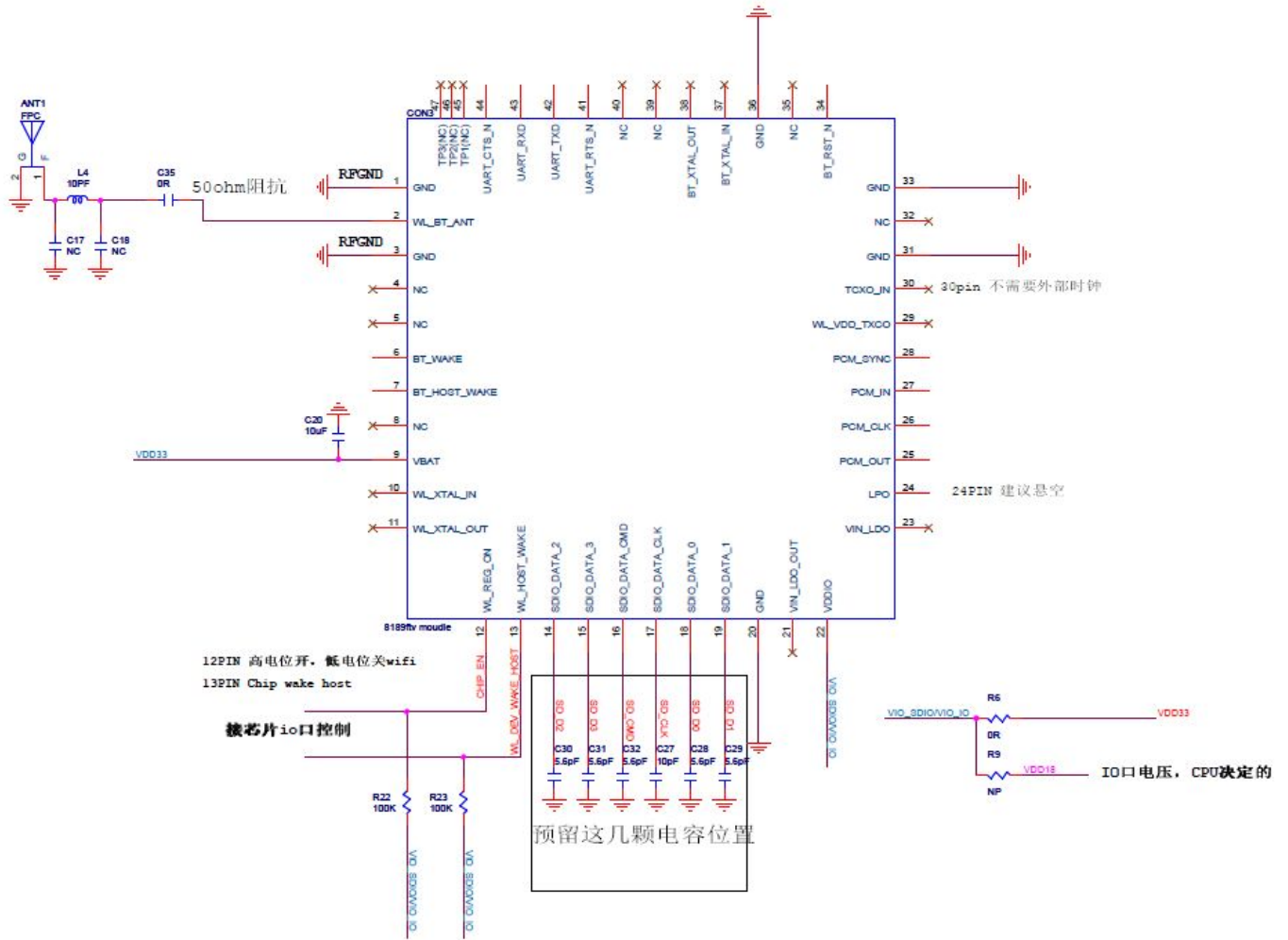
3.3 PIN Assignment



Pin #	Name	Description
1	GND	GND
2	RF	RF OUTPUT
3	GND	GND
4~8	NC	NC
9	VBAT	3.3V Optional
10	NC	NC
11	NC	NC
12	WL_REG_ON	WL_REG_ON
13	WL_HOST_WAKE	WAKE UP
14	SDIO_DATA_2	SDIO_D2
15	SDIO_DATA_3	SDIO_D3
16	SDIO_DATA_CMD	SDIO_CMD
17	SDIO_DATA_CLK	SDIO_CLK
18	SDIO_DATA_D0	SDIO_D0
19	SDIO_DATA_D1	SDIO_D1
20	GND	GND
21	NC	NC
22	VDIO	1.8~3.3V
23	NC	NC
24	LPO	CLK_REQ
25~29	NC	NC
30	TCXO_IN	26MHz_IN
31	GND	GND

32	NC	NC
33	GND	GND
34~35	NC	NC
36	GND	GND
37~40	NC	NC
41	GND	GND
42~44	NC	NC

3.4 Application Circuit



4. Environmental Requirements

4.1 Operating & storage temperature

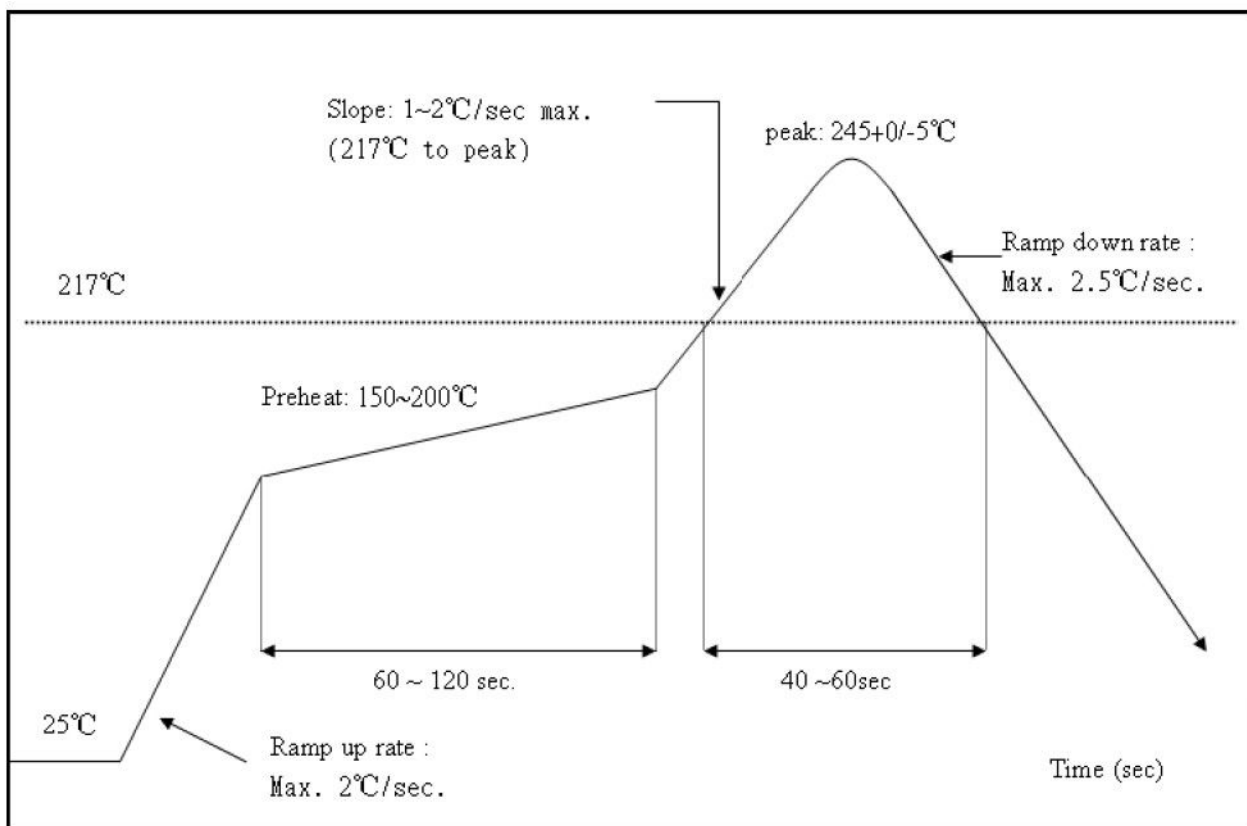
Operating	Temperature: -5°C to +55°C
	Relative Humidity: 10-90% (non-condensing)
Storage	Temperature: -40°C to +80°C (non-operating)
	Relative Humidity: 5-90% (non-condensing)
MTBF (Mean Time Between Failures)	Over 150,000hours

4.2 Recommended Reflow Profile

Referred to IPC/JEDEC standard.

Peak Temperature : <250°C

Number of Times : ≤2 times



4.3 Patch WIFI modules installed before the notice:

WIFI module installed note:

1. Please press 1 : 1 and then expand outward proportion to 0.7 mm, 0.12 mm thickness When open a stencil
2. Take and use the WIFI module, please insure the electrostatic protective measures.
3. Reflow soldering temperature should be according to the customer the main size of the products, such as the temperature set at 250 + 5 °C for the MID motherboard.

About the module packaging, storage and use of matters needing attention are as follows:

1. The module of the reel and storage life of vacuum packing: 1). Shelf life: 8 months, storage environment conditions: temperature in: < 40 °C, relative humidity: < 90% r.h.
2. The module vacuum packing once opened, time limit of the assembly:
Card: 1) check the humidity display value should be less than 30% (in blue), such as: 30% ~ 40% (pink), or greater than 40% (red) the module have been moisture absorption.
2.) factory environmental temperature humidity control: ≅ -30°C, ≅ 60% r.h..
- 3). Once opened, the workshop the preservation of life for 168 hours.

3. Once opened, such as when not used up within 168 hours:
 - 1). The module must be again to remove the module moisture absorption.
 - 2). The baking temperature: 125 °C, 8 hours.
 - 3.) After baking, put the right amount of desiccant to seal packages.

5. PACKING INFORMATION

5.1 Blister packaging



A piece of 100 PCS

5.2 Coiling Packaging



A roll of 2000pcs