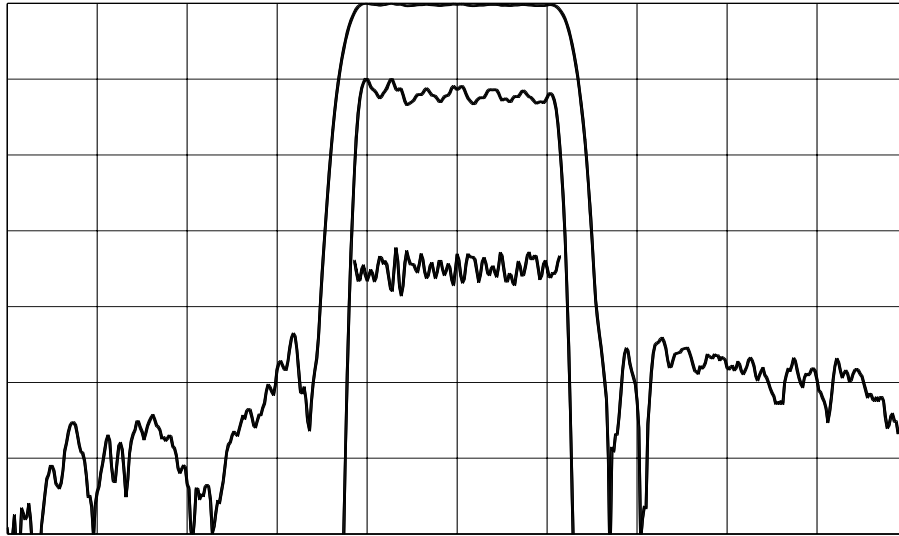


TYPICAL PERFORMANCE



Horizontal: 2.5 MHz/div

Vertical (from top):

Magnitude

10 dB/div

Magnitude

1 dB/div

Group Delay

50 nsec/div

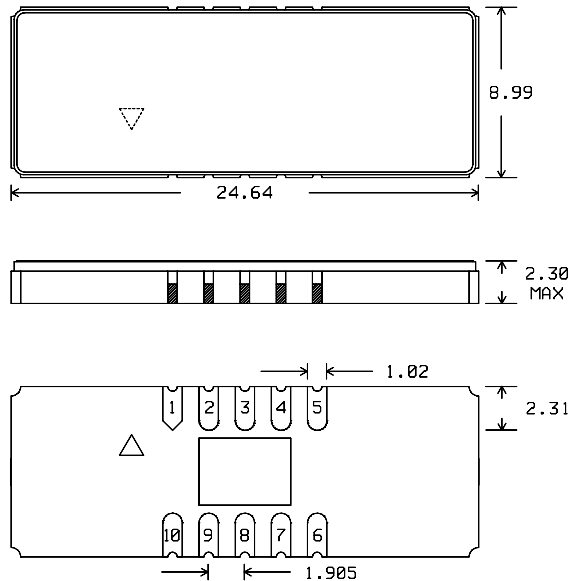
SPECIFICATION

Parameter	Min.	Typ.	Max.	Units.
Center Frequency (Fc) ¹	43.8	44.0	44.2	MHz
Insertion Loss ²		21.5	23.0	dB
1 dB Bandwidth	5.5	5.7		MHz
3 dB Bandwidth	6.0	6.1		MHz
38 dB Bandwidth		7.6	8.0	MHz
Passband Amplitude Ripple ³		0.4	0.6	dB
Passband Phase Ripple ³		1.5	3.0	deg p-p
Passband GD Ripple ³		50	80	ns
Stopband rejection(10-39 & 49-80 MHz)	40	45		dB
Absolute Delay		2.0		us.
Ambient Temperature		25		° C
Source / Load Impedance		50		Ω
Temperature Coefficient of Frequency		-72		ppm/ ° C

Notes:

1. Mean value of the 3 dB Bandwidth points.
2. Value at 44.0 MHz

PACKAGE OUTLINE

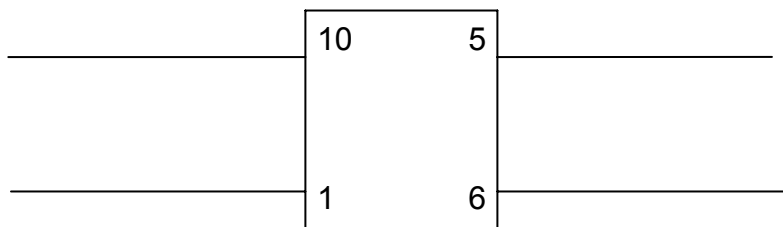


Units: mm

Pin Configuration:

- Input: 10
- Input Return: 1
- Output: 5
- Output Return: 6
- Ground: All other pins.

MATCHING CIRCUIT



No matching required

ISO 9001
 Registered