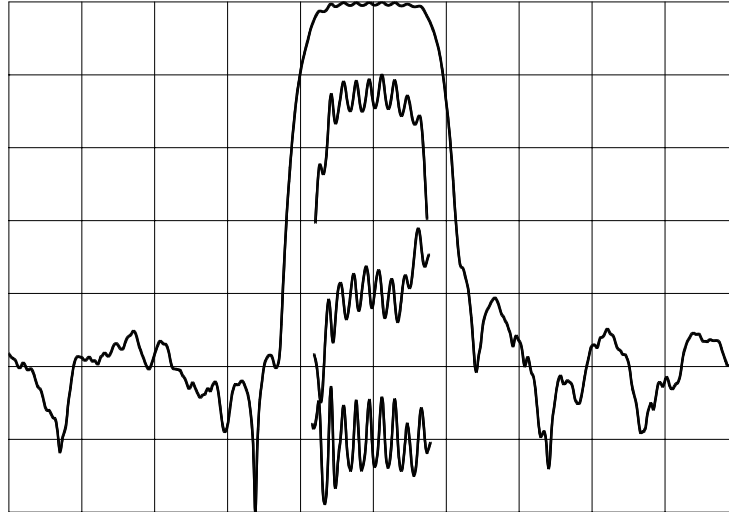




TYPICAL PERFORMANCE



Horizontal: 3 MHz/div

Vertical (from top):

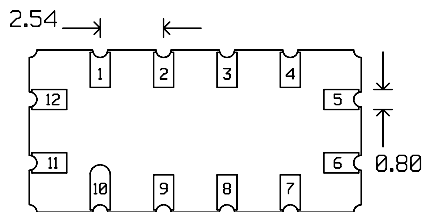
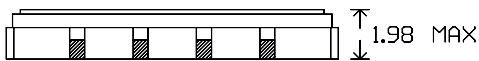
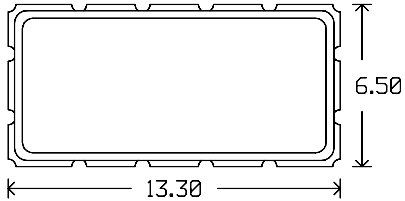
 Magnitude 10,1 dB/div
 Phase Deviation 5 deg/div
 Group Delay Variation 100 ns/div

SPECIFICATION

Parameter	Min	Typ	Max	Units
Center Frequency (Fc) ¹	69.85	70	70.15	MHz
Insertion Loss		7.1	8	dB
1 dB Bandwidth	3.4	4.1		MHz
3 dB Bandwidth	4	4.9		MHz
35 dB Bandwidth		7.25	8	MHz
Passband Ripple		0.6	1	dB
Phase Deviation from Linear ²		4	7	deg
Group Delay Variation ²		100	150	ns
Absolute Delay		0.95		μs
Substrate		LiNbO ₃		-
Temperature Coefficient of Frequency (Tc) ³		-90		ppm/°C
Ambient Temperature		25		°C
System Source and Load Impedance		50		Ω

- Notes: 1. Average of lower & upper 3 dB frequencies.
 2. Evaluated over 70% of the 3 dB bandwidth.
 3. Typical change of filter frequency response with temperature is $\Delta f/f_{ref} = (T - T_{ref}) * T_c$ ppm.

PACKAGE OUTLINE



Units: mm

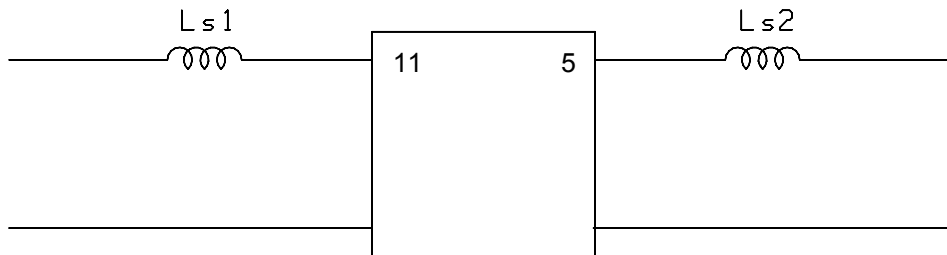
Pin Configuration:

Input: 11

Output: 5

Ground: 1,2,3,4,6,7,8,9,10,12

MATCHING CIRCUIT



Component values in 50 Ω : $L_{s1} = 150$ nH
(Minimum Q = 45)

$L_{s2} = 120$ nH

Notes

- Optimum component values may change depending on board layout. The values shown here are intended as a guide only.