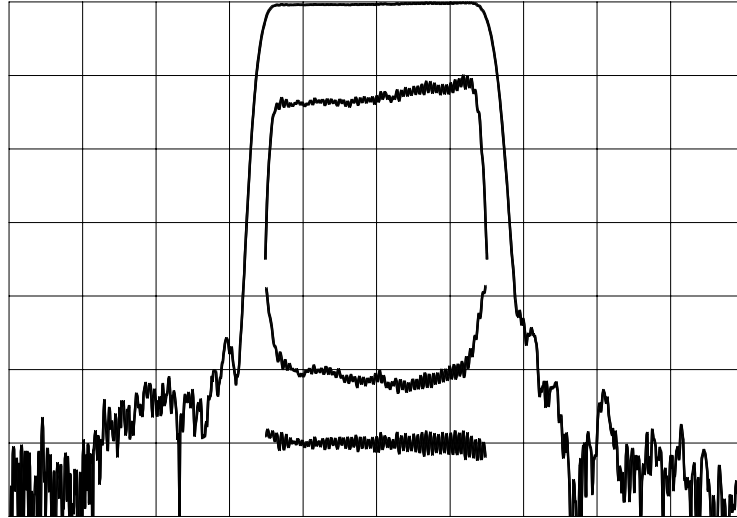




TYPICAL PERFORMANCE



Horizontal: 8 MHz/div

Vertical (from top):

Magnitude

10 dB/div

Magnitude

1 dB/div

Phase Deviation

5 deg/div

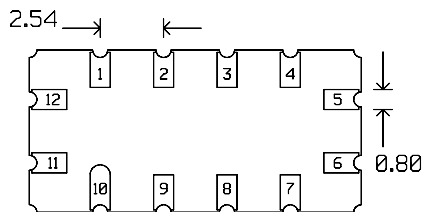
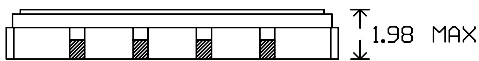
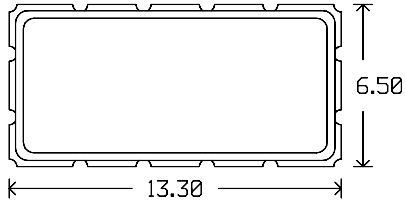
Group Delay Variation 100 ns/div

SPECIFICATION

Parameter	Min	Typ	Max	Units
Center Frequency (Fc) ¹	69.8	70	70.2	MHz
Insertion Loss		15.8	17	dB
2 dB Bandwidth	22.9	24.0		MHz
3 dB Bandwidth	24	24.4		MHz
40 dB Bandwidth		29.7	30.5	MHz
Passband Ripple		0.5	1.0	dB
Phase Deviation from Linear ²		4	12	deg
Group Delay Variation ²		40	100	ns
Absolute Delay		1.12		μs
Substrate		LiNbO ₃		-
Temperature Coefficient of Frequency (Tc) ³		-90		ppm/°C
Ambient Temperature		25		°C
System Source and Load Impedance		50		Ω

- Notes: 1. Average of lower & upper 3 dB frequencies.
 2. Evaluated over 90% of the 3 dB bandwidth.
 3. Typical change of filter frequency response with temperature is $\Delta f/f_{ref} = (T-T_{ref}) * T_c$ ppm.

PACKAGE OUTLINE



Units: mm

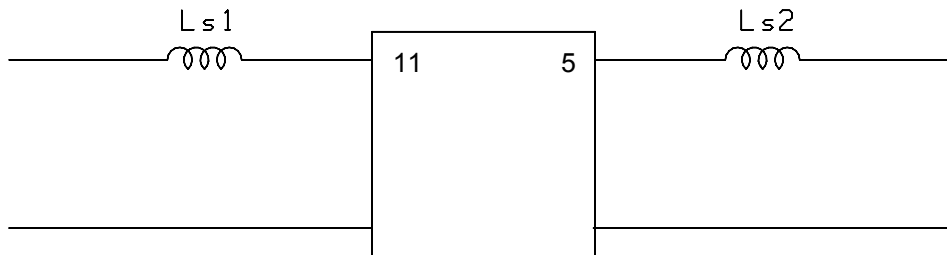
Pin Configuration:

Input: 11

Output: 5

Ground: 1,2,3,4,6,7,8,9,10,12

MATCHING CIRCUIT



Component values in 50 Ω : Ls1 = 120 nH
(Minimum Q = 45)

Ls2 = 120 nH

Notes

- Optimum component values may change depending on board layout. The values shown here are intended as a guide only.