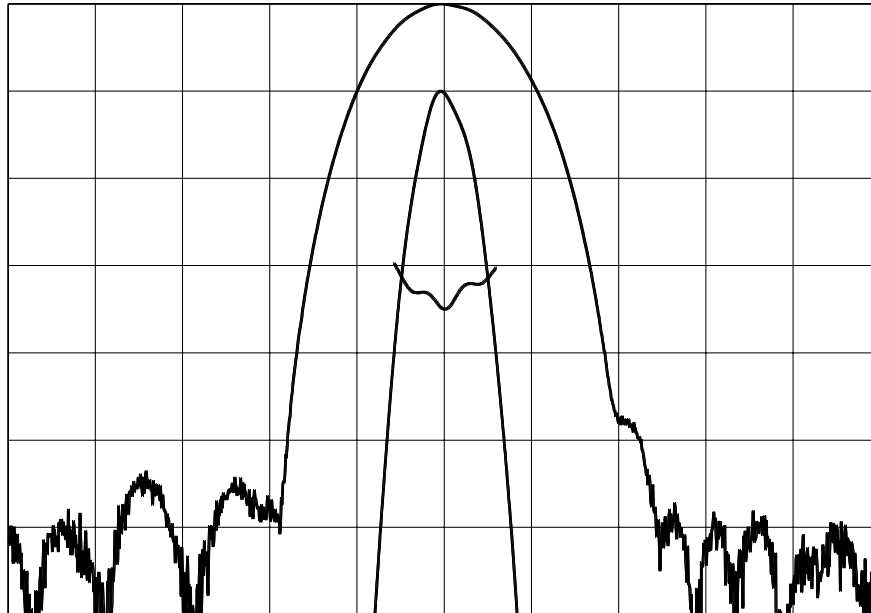


Micro Networks., 324 Clark Street, Worcester, MA 01606, USA tel: 508-852-5400, fax:508-852-8456, www.micronetworks.com

TYPICAL PERFORMANCE



Horizontal: 0.5 MHz/div Vertical (from top): Magnitude 10 dB/div
 Magnitude 1 dB/div
 Phase 5 deg/div

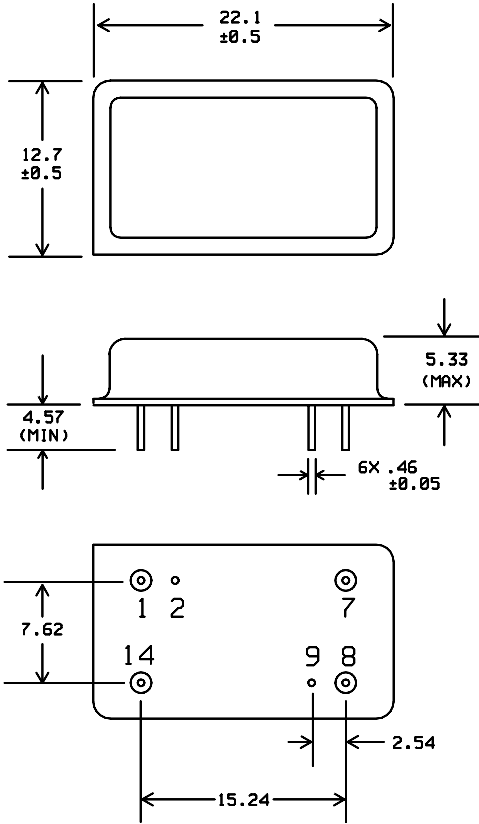
SPECIFICATION

Parameter	Min.	Typ.	Max.	Units.
Center Frequency (Fc) ¹	69.95	70.00	70.05	MHz
Insertion Loss at Fc		20	23	dB
1 dB Bandwidth	0.3	0.33		MHz
3 dB Bandwidth	0.5	0.57		MHz
40 dB Bandwidth		1.76	1.9	MHz
Passband Ripple		0.1	0.2	dB
Phase Ripple		1	3	deg p-p
Group Delay Ripple		100	300	ns p-p
Absolute Delay		2.3		us
Ultimate Rejection	50	60		dB
Substrate Material	Quartz			
Ambient Temperature		25		° C

Notes:

1: Mean Value of 3 dB points

PACKAGE OUTLINE

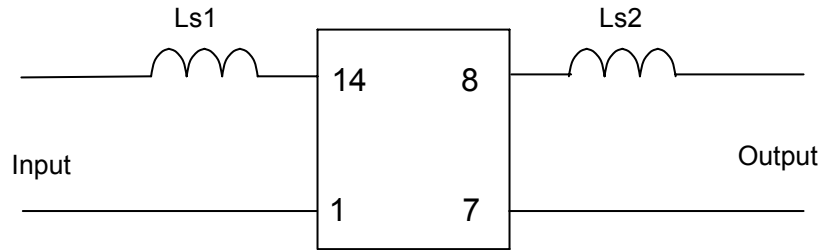


Units: mm

Pin Configuration:

Input: 14
 Input Return: 1
 Output: 8
 Output Return: 7
 Ground: 2, 9

MATCHING CIRCUIT



Component values:
 Ls1 = 510 nH (Minimum Q = 45)
 Ls2 = 220 nH

Notes

- 1: Recommend use of 2% tolerance components.
- 2: Optimum Values depend on board layout. Values intended as guide only.

