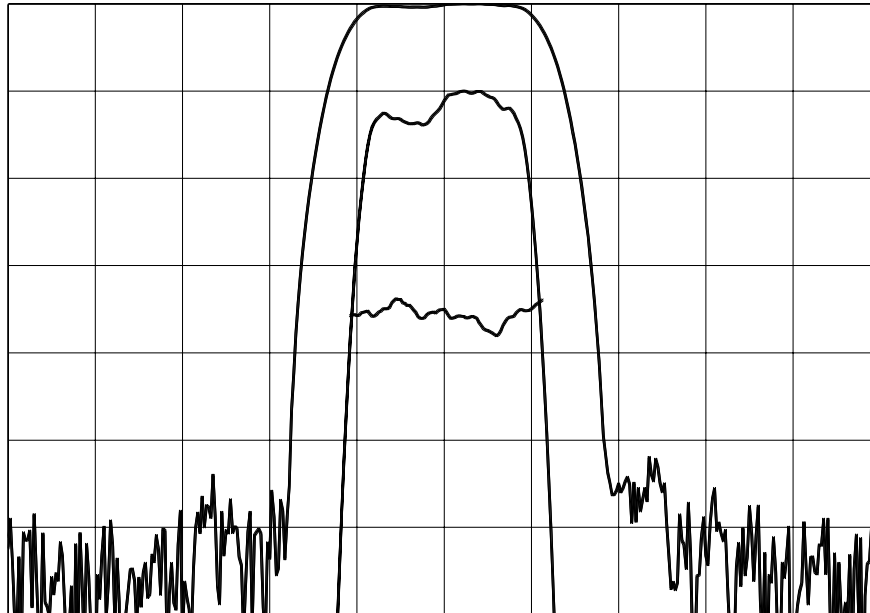




TYPICAL PERFORMANCE



Horizontal: 1.0 MHz/div Vertical (from top):
 Magnitude 10 dB/div
 Magnitude 1 dB/div
 Phase 5 deg/div

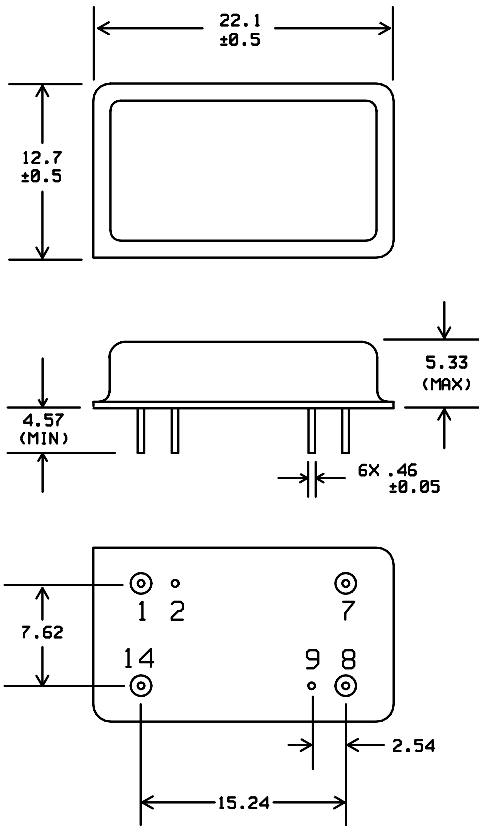
SPECIFICATION

Parameter	Min.	Typ.	Max.	Units.
Center Frequency (Fc) ¹	69.92	70.0	70.08	MHz
Insertion Loss at Fc		24	26	dB
1 dB Bandwidth	1.8	1.91		MHz
3 dB Bandwidth	2	2.22		MHz
40 dB Bandwidth		3.5	3.8	MHz
Passband Ripple		0.3	0.7	dB
Phase Ripple		2	4	deg p-p
Group Delay Ripple		60	90	ns p-p
Absolute Delay		2.8		us
Ultimate Rejection	50	60		dB
Substrate Material	Quartz			
Ambient Temperature		25		° C

Notes:

1: Mean Value of 3 dB points

PACKAGE OUTLINE

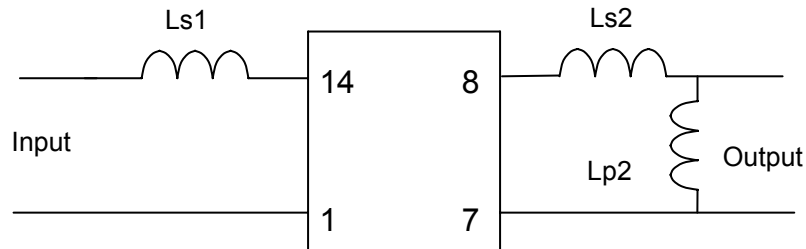


Units: mm

Pin Configuration:

Input:	14
Input Return:	1
Output:	8
Output Return:	7
Ground:	2, 9

MATCHING CIRCUIT



Component values:

Ls1 = 620 nH
Ls2 = 497 nH Lp2 = 180 nH (Minimum Q = 45)

Notes

- 1: Recommend use of 2% tolerance components.
- 2: Optimum Values depend on board layout. Values intended as guide only.

ISO 9001
Registered