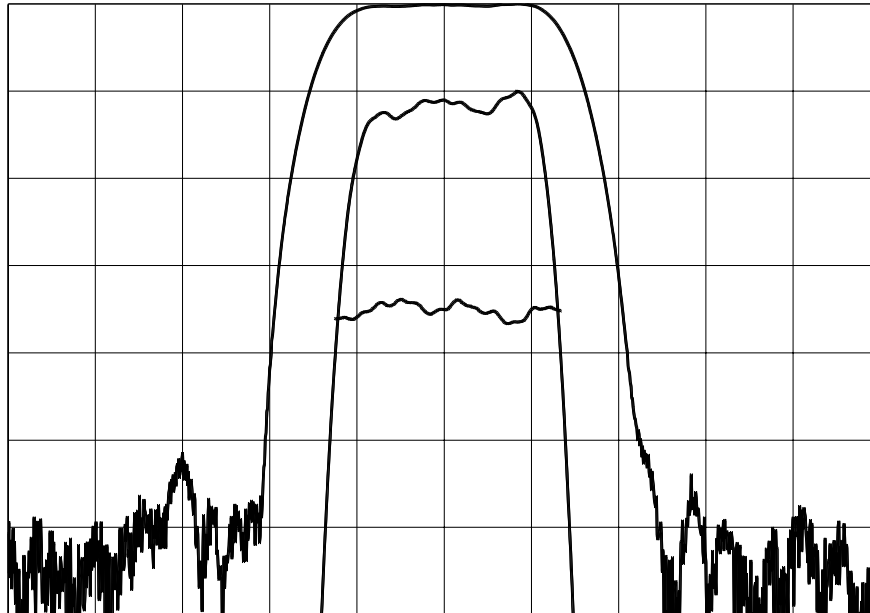


Micro Networks., 324 Clark Street, Worcester, MA 01606, USA tel: 508-852-5400, fax:508-852-8456, www.micronetworks.com

TYPICAL PERFORMANCE



Horizontal: 1.0 MHz/div Vertical (from top): Magnitude 10 dB/div
 Magnitude 1 dB/div
 Phase 5 deg/div

SPECIFICATION

Parameter	Min.	Typ.	Max.	Units.
Center Frequency (Fc) ¹	69.92	70.0	70.08	MHz
Insertion Loss at Fc		23	25	dB
1 dB Bandwidth	2.1	2.2		MHz
3 dB Bandwidth	2.5	2.6		MHz
40 dB Bandwidth		4.1	4.4	MHz
Passband Ripple		0.3	0.7	dB
Phase Ripple		2	4	deg p-p
Group Delay Ripple		45	100	ns p-p
Absolute Delay		2.3		us
Ultimate Rejection	50	55		dB
Substrate Material	Quartz			
Ambient Temperature		25		deg C

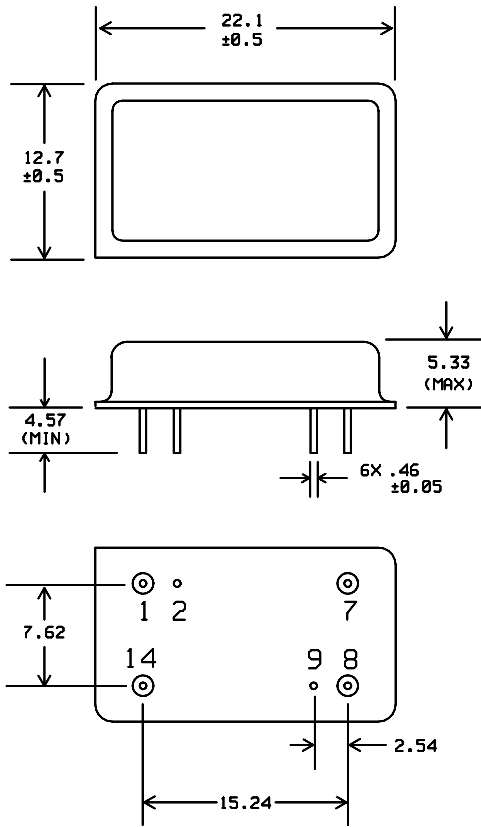
Notes:

1: Mean Value of 3 dB points

Micro Networks

Worldwide Headquarters: 324 Clark Street Worcester, MA 01606. tel: 508-852-5400 fax: 508-852-8456
 European Sales Headquarters: Hertosingel 20 6214 AD Maastricht, Netherlands. tel: +31-43-32-70915 fax: +31-43-32-70715
www.micronetworks.com

PACKAGE OUTLINE

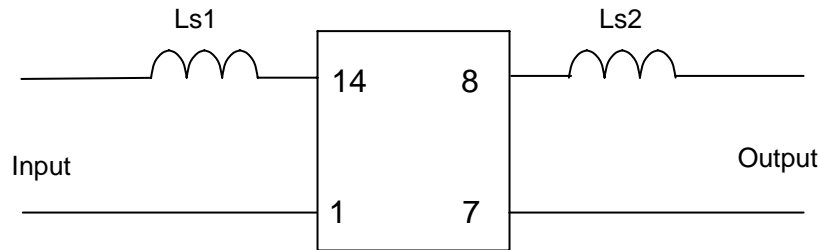


Units: mm

Pin Configuration:

- Input: 14
- Input Return: 1
- Output: 8
- Output Return: 7
- Ground: 2, 9

MATCHING CIRCUIT



Predicted Component values into 50 Ω matching (for guidance only) :
 Ls1 = 510 nH (Minimum Q = 45)
 Ls2 = 560 nH

Notes

1. Recommend use of 2% tolerance components.
2. Component values may vary depending board layout.

