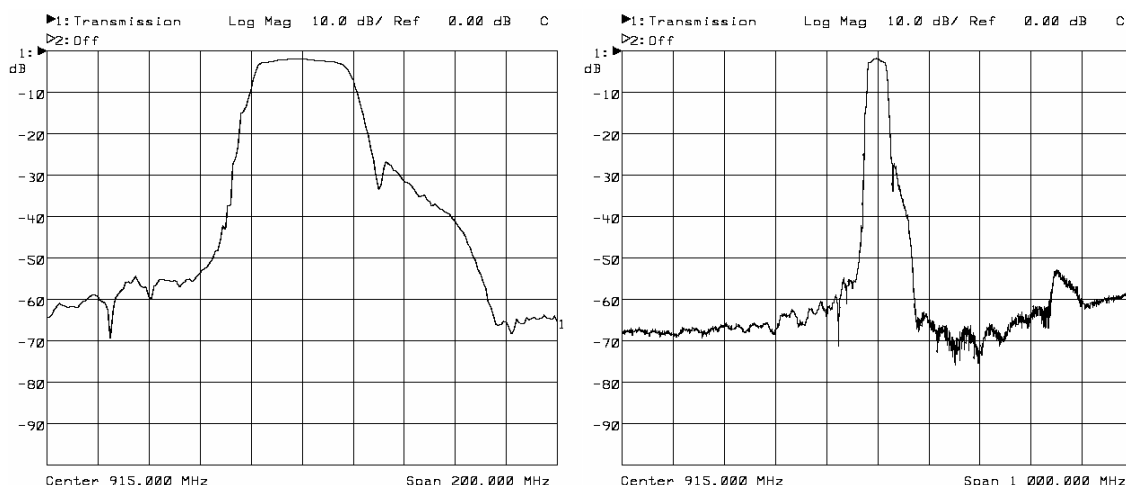




DESCRIPTION

Miniature 915 MHz surface acoustic wave (SAW) bandpass filter in a 3.8x3.8 mm LCC package designed to be used as the RF filter in spread spectrum unlicensed band transceiver, receiver, and transmitter applications.

TYPICAL PERFORMANCE



MAXIMUM RATINGS

Parameter	Min	Max	Units
Operating Temperature Range	-10	+70	°C
Storage Temperature Range	-40	+85	°C
Input Power Level		10	dBm
Max. D. C. Voltage between Each Terminal		10	V

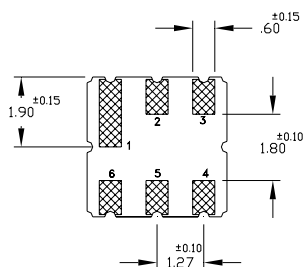
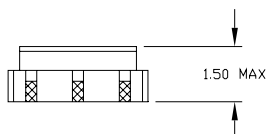
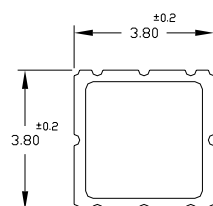
SPECIFICATION

Parameter	Min	Typ	Max	Units
Center Frequency F_c		915.0		MHz
Bandwidth (3dB)	26			MHz
Insertion Loss		2.8	3.3	dB
Passband Amplitude Ripple			1.5	dB
Stopband Rejection, 10-800 MHz	50			dB
Stopband Rejection, 800-845 MHz	45			dB
Stopband Rejection, 845-880 MHz	35			dB
Stopband Rejection, 947-992 MHz	15			dB
Stopband Rejection, 992-1020 MHz	35			dB
Stopband Rejection, 1020-1200 MHz	45			dB
Temperature Coefficient of Frequency		- 30		ppm/°K
Terminating Impedance		50		Ω // 0nF

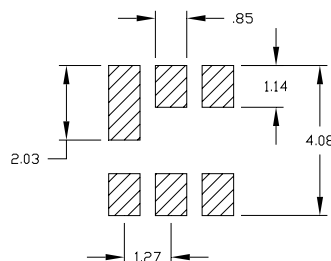


PACKAGE OUTLINE AND SUGGESTED PCB FOOTPRINT

3.8 X 3.8 MM, SMP



SUGGESTED PCB FOOTPRINT

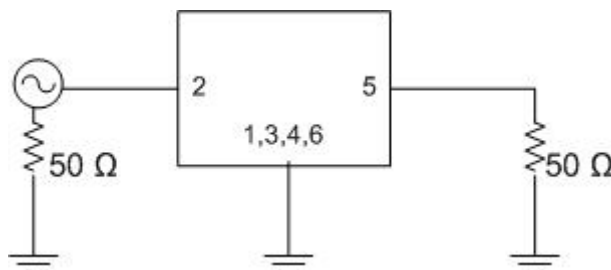


PIN NO.	DESCRIPTION
2	INPUT
5	OUTPUT
1, 3, 4, 6	GROUND

NOTES:
DIMENSIONS IN MM

TEST CIRCUIT

50 ohm single-ended
No matching circuit required



All specifications are believed to be accurate and reliable. However, ICS reserves the right to make changes without notice.
© 2005 Integrated Circuit Systems, Inc. All rights reserved.