

AZ DISPLAYS, INC.

SPECIFICATIONS FOR SF14BW-CS

PART NUMBER:

SF14BW-CS

DATE:

March 25, 2005

CONTENTS

1. General Description	2
2. Features	3
3. Applications	3
4. Wiring Diagram	4
5. Electric Specification	5
6. Environment parameter	5
8. Circuit Design Diagram	6
9. Structural Diagram	7

1. General Description

The SF14BW-CS black and white camera incorporates the 1/4" Omni Vision CMOS image sensor, and is applicable to various electronic devices that require a video signal, and is available in PAL or NTSC signal formats.

2. Features

Video output (1.0 VPP 75ohm)

CCIR or EIA

3. Applications

SF14BW-CS black-and-white camera apply in the following areas

electronically device in office

Instrument and measure devices

Machinery equipment


Monitor (Car Monitor, Portable Video Gather, Remote Monitoring)

Door Phone , Videophone.

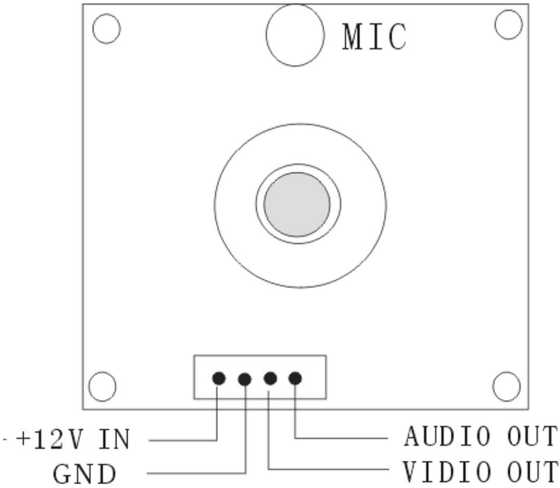
Note: It is not suitable for the products that need high quality in ability, stability and veracity.

4. Wiring diagram:

SF14BW-CS Sample Picture



SF14BW-CS Wiring Diagram



5. Electronically specifications

SF14BW-CS

Pickup device	1/4"OmniVision CMOS
System of signal	EIA/CCIR
Number of pixels	EIA: 320 (H) x240 (V), CCIR: 352 (H) x228 (V)
Sync. system	Internal
Horizontal resolution	320TV Line
S/N ratio	>46dB
Minimum illumination	0.5LUX
Backlight compensation:	Auto
AGC	Auto
Electronic shutter	1/60-1/6000S
Gamma correction:	>0.45
Video output	1Vp-p 75 ohm
Power supply	DC 12V 90mA
Lens	3.6mm
Operation temperature	-10V ~ +60V
Dimensions	32mm(H)X32mm(V), 38mm(H)X38mm(V), 38mm(H) X 55mm(V)

7. Enviroment parameter

Operating temperature -20~60 °C


Relative humidity 5~95% RH

Storage temperature -25 ~+70

Relative humidity 0~95% RH °C

8. Circuit Design Diagram

SF14BW-CS PCB LAYOUT



9. Structural Diagram

SF14BW-CS

