

GLASS PASSIVATED SUPER FAST RECTIFIER

VOLTAGE RANGE 50 to 600 Volts CURRENT 16 Amperes

FEATURES


- * Low switching noise
- * Low forward voltage drop
- * Low thermal resistance
- * High current capability
- * Super fast switching speed
- * High reliability
- * Good for switching mode circuit

MECHANICAL DATA

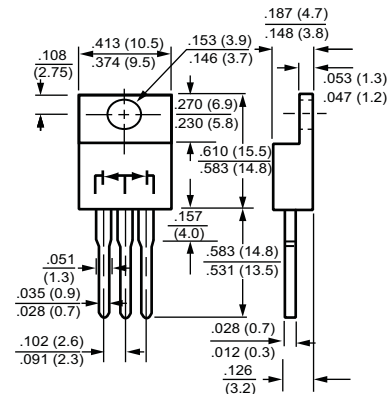
- * Case: TO-220 molded plastic
- * Epoxy: Device has UL flammability classification 94V-0
- * Lead: MIL-STD-202E method 208C guaranteed
- * Mounting position: Any
- * Weight: 2.2 grams

MAXIMUM RATINGS AND ELECTRICAL CHARACTERISTICS

Ratings at 25 °C ambient temperature unless otherwise specified.
Single phase, half wave, 60 Hz, resistive or inductive load.
For capacitive load, derate current by 20%.



TO-220



MAXIMUM RATINGS (At TA = 25°C unless otherwise noted)

RATINGS	SYMBOL	SF161A	SF162A	SF163A	SF164A	SF165A	SF166A	SF167A	UNITS
Maximum Recurrent Peak Reverse Voltage	VRRM	50	100	150	200	300	400	600	Volts
Maximum RMS Voltage	VRMS	35	70	105	140	210	280	420	Volts
Maximum DC Blocking Voltage	Vdc	50	100	150	200	300	400	600	Volts
Maximum Average Forward Rectified Current at Tc = 125°C	IO	16.0							Amps
Peak Forward Surge Current 8.3 ms single half sine-wave superimposed on rated load (JEDEC method)	IFSM	150							Amps
Typical Current Squarad Time	I ² t	93.37							A ² /Sec
Typical Thermal Resistance	RθJC	3							°C/W
Typical Junction Capacitance (Note 2)	CJ	50				30			pF
Operating and Storage Temperature Range	TJ, TSTG	-55 to + 150							°C

ELECTRICAL CHARACTERISTICS (At TA = 25°C unless otherwise noted)

CHARACTERISTICS	SYMBOL	SF161A	SF162A	SF163A	SF164A	SF165A	SF166A	SF167A	UNITS
Maximum Instantaneous Forward Voltage at 8.0A DC	VF	1.0				1.35		1.70	Volts
Maximum DC Reverse Current	IR	10							uAmps
at Rated DC Blocking Voltage									
Maximum Reverse Recovery Time (Note 1)	trr	35				50			nSec

NOTES : 1. Test Conditions: IF = 0.5A, IR = -1.0A, IRR = -0.25A
2. Measured at 1 MHz and applied reverse voltage of 4.0 volts.
3. Suffix "A" =Common Anode.

RATING AND CHARACTERISTIC CURVES (SF161A THRU SF167A)

FIG. 1 - TYPICAL FORWARD CURRENT DERATING CURVE

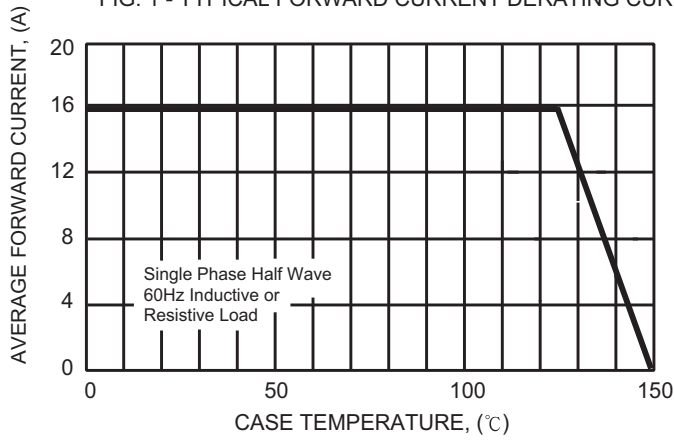


FIG. 2 - TYPICAL REVERSE CHARACTERISTICS

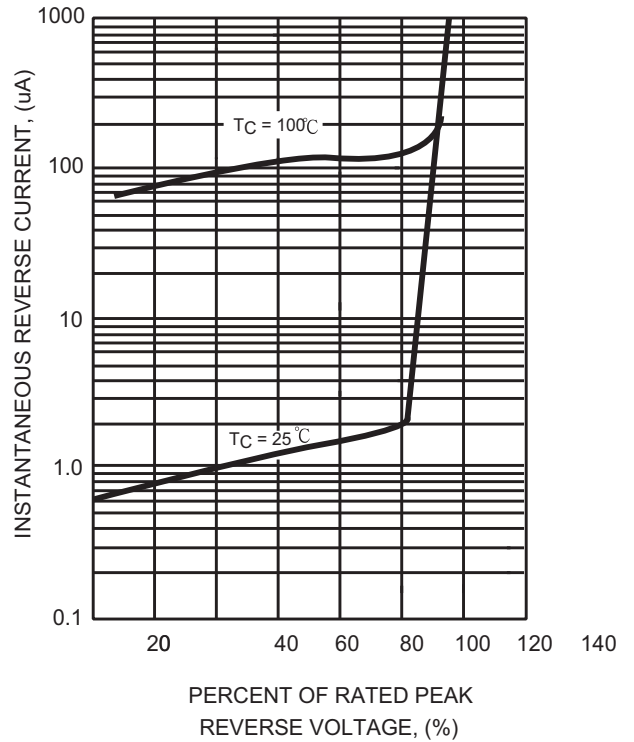


FIG. 3 - MAXIMUM NON-REPETITIVE FORWARD SURGE CURRENT

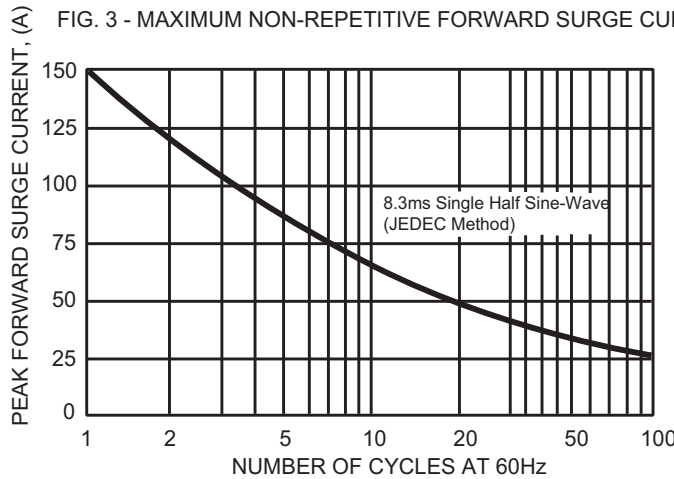


FIG. 4 - TYPICAL INSTANTANEOUS FORWARD CHARACTERISTICS

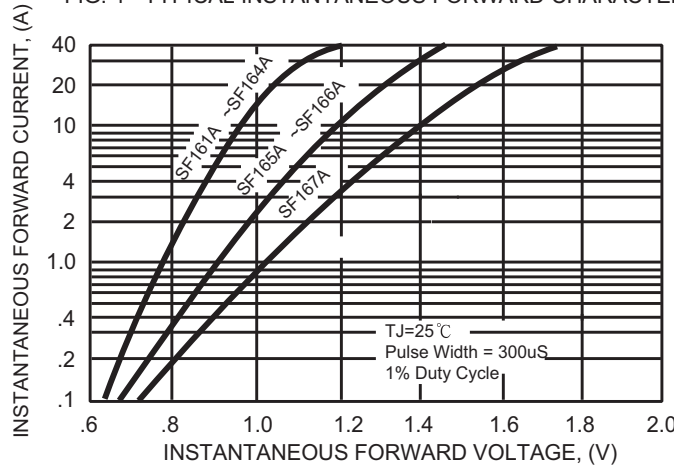
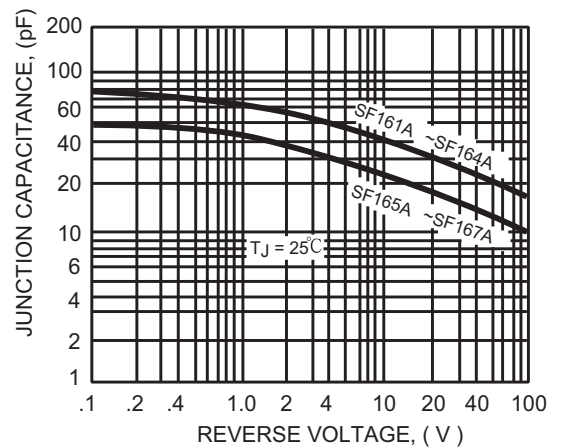


FIG. 5 - TYPICAL JUNCTION CAPACITANCE



PACKAGING OF DIODE AND BRIDGE RECTIFIERS

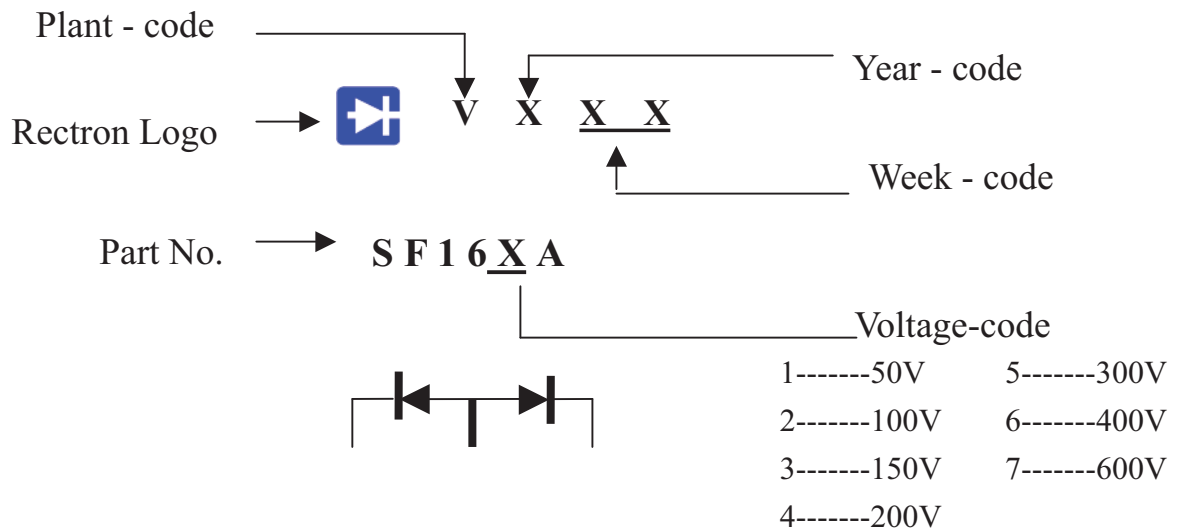
TUBE PACK

PACKAGE	PACKING CODE	EA PER BOX	INNER BOX SIZE (mm)	CARTON SIZE (mm)	EA PER CARTON	WEIGHT(Kg)
TO-220	-C	1,000	555*150*40	580*230*175	5,000	15.0



Attachment information about SF16XA

Marking on the body



Items marked on the inner box and carton

1 .On the box (for -C)

CUSTOMER
TYPE
LOT NO.
QUANTITY
Q.A.
DATE

2 .On the carton

CUSTOMER
TYPE
QUANTITY
LOT NO.
REMARK

DISCLAIMER NOTICE

Rectron Inc reserves the right to make changes without notice to any product specification herein, to make corrections, modifications, enhancements or other changes. Rectron Inc or anyone on its behalf assumes no responsibility or liability for any errors or inaccuracies. Data sheet specifications and its information contained are intended to provide a product description only. "Typical" parameters which may be included on RECTRON data sheets and/ or specifications can and do vary in different applications and actual performance may vary over time. Rectron Inc does not assume any liability arising out of the application or use of any product or circuit.

Rectron products are not designed, intended or authorized for use in medical, life-saving implant or other applications intended for life-sustaining or other related applications where a failure or malfunction of component or circuitry may directly or indirectly cause injury or threaten a life without expressed written approval of Rectron Inc. Customers using or selling Rectron components for use in such applications do so at their own risk and shall agree to fully indemnify Rectron Inc and its subsidiaries harmless against all claims, damages and expenditures.