


Glass Passivated Super Fast Rectifiers

FEATURES

- Dual rectifier construction, positive center-tap
- Glass passivated chip junctions
- Superfast recovery time, high voltage
- Low forward voltage, high current capability
- Low thermal resistance
- Low power loss, high efficiency
- Compliant to RoHS Directive 2011/65/EU and in accordance to WEEE 2002/96/EC
- Halogen-free according to IEC 61249-2-21 definition



MECHANICAL DATA

Case: TO-247AD (TO-3P)

Molding compound, UL flammability classification rating 94V-0

Base P/N with suffix "G" on packing code - halogen-free

Terminal: Matte tin plated leads, solderable per JESD22-B102

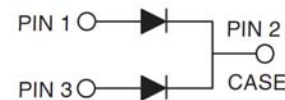
Meet JESD 201 class 1A whisker test

Polarity: As marked

Mounting torque: 10 in-lbs maximum

Weight: 5.6g (approximately)

TO-247AD (TO-3P)



MAXIMUM RATINGS AND ELECTRICAL CHARACTERISTICS (T _A =25°C unless otherwise noted)									
PARAMETER	SYMBOL	SF 3001 PT	SF 3002 PT	SF 3003 PT	SF 3004 PT	SF 3005 PT	SF 3006 PT	SF 3008 PT	UNIT
Maximum repetitive peak reverse voltage	V _{RRM}	50	100	150	200	300	400	600	V
Maximum RMS voltage	V _{RMS}	35	70	105	140	210	280	420	V
Maximum DC blocking voltage	V _{DC}	50	100	150	200	300	400	600	V
Maximum average forward rectified current	I _{F(AV)}	30							A
Peak forward surge current, 8.3 ms single half sine-wave superimposed on rated load	I _{FSM}	300							A
Maximum instantaneous forward voltage (Note 1) I _F = 15 A	V _F	0.95			1.3		1.7		V
Maximum reverse current @ rated VR T _J =25 °C T _J =125 °C	I _R	10 500							μA
Maximum reverse recovery time (Note 2)	T _{rr}	35							ns
Typical junction capacitance (Note 3)	C _j	175							pF
Typical thermal resistance	R _{θJC}	1.0							°C/W
Operating junction temperature range	T _J	- 55 to +150							°C
Storage temperature range	T _{STG}	- 55 to +150							°C

Note 1: Pulse Test with PW=300 μs, 1% Duty Cycle

Note 2: Reverse Recovery Test Conditions: I_F=0.5A, I_R=1.0A, Recover to 0.25A.

Note 3: Measured at 1 MHz and Applied Reverse Voltage of 4.0V D.C.

ORDERING INFORMATION				
PART NO.	PACKING CODE	GREEN COMPOUND CODE	PACKAGE	PACKING
SF30xxPT (Note 1)	C0	Suffix "G"	TO-3P	30 / Tube

Note 1: "xx" defines voltage from 50V (SF3001PT) to 600V (SF3008PT)

EXAMPLE				
PREFERRED P/N	PART NO.	PACKING CODE	GREEN COMPOUND CODE	DESCRIPTION
SF3006PT C0	SF3006PT	C0		
SF3006PT C0G	SF3006PT	C0	G	Green compound

RATINGS AND CHARACTERISTICS CURVES

(TA=25°C unless otherwise noted)

FIG. 1- MAXIMUM FORWARD CURRENT DERATING CURVE

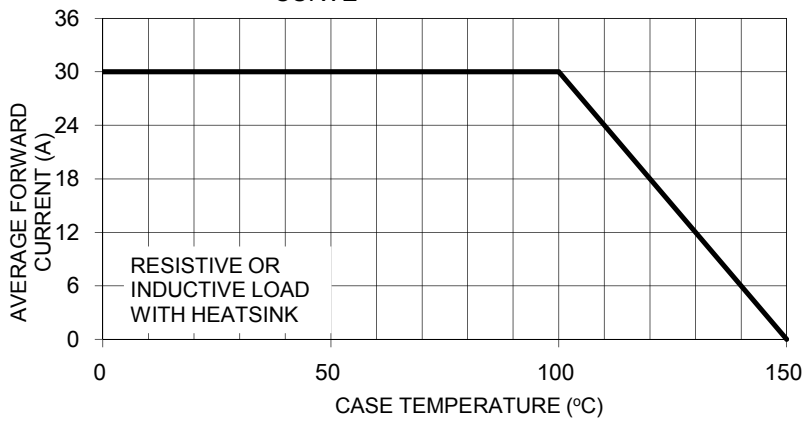


FIG. 2- TYPICAL REVERSE CHARACTERISTICS

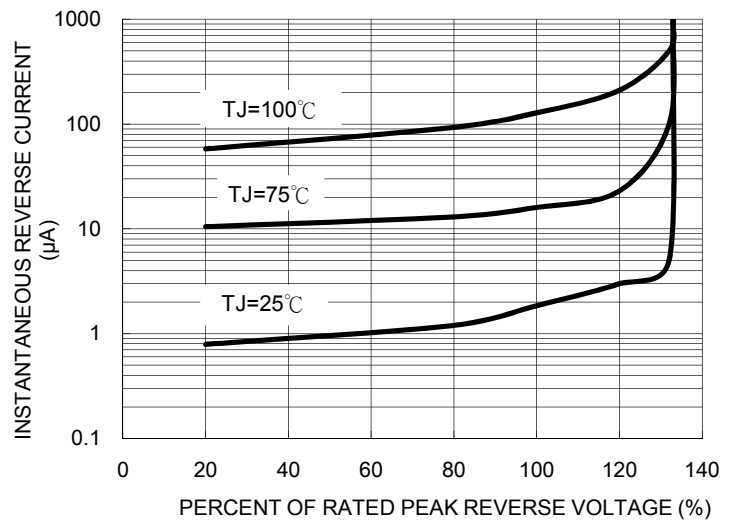


FIG. 3- MAXIMUM NON-REPETITIVE FORWARD SURGE CURRENT

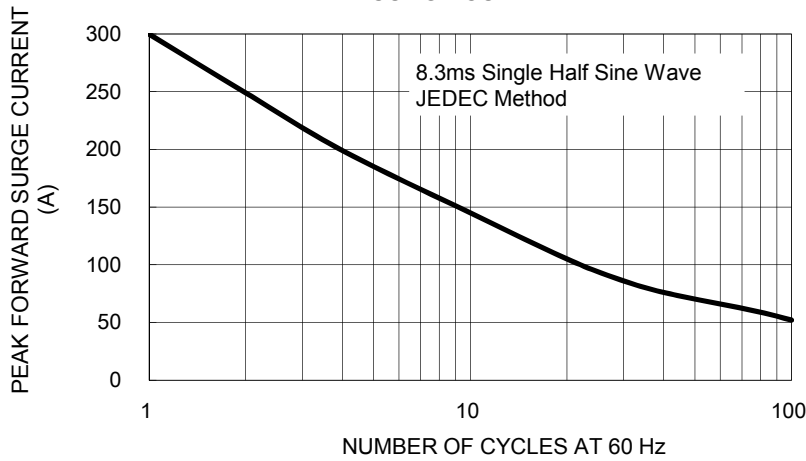


FIG. 4- TYPICAL INSTANTANEOUS FORWARD CHARACTERISTICS

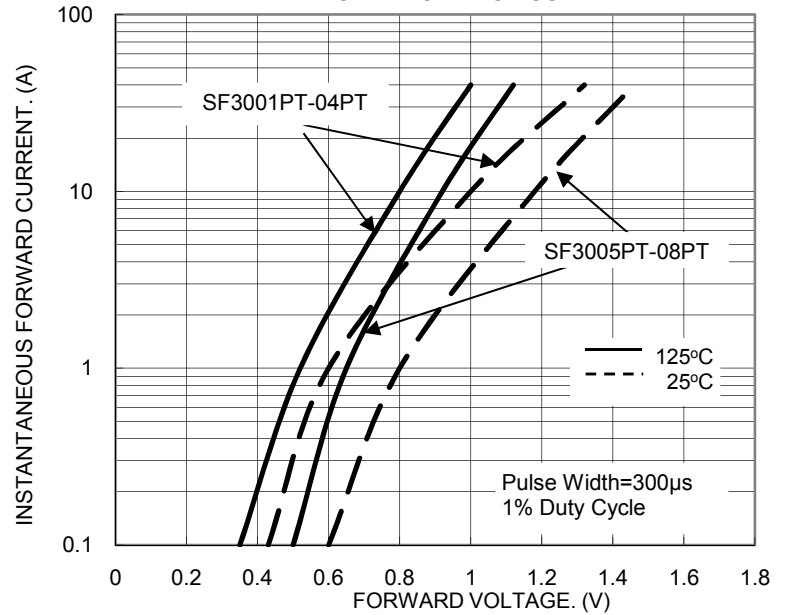


FIG. 5- TYPICAL JUNCTION CAPACITANCE

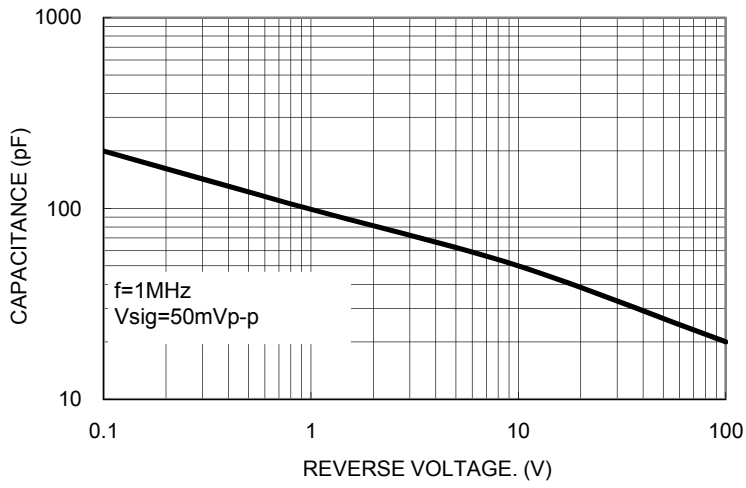
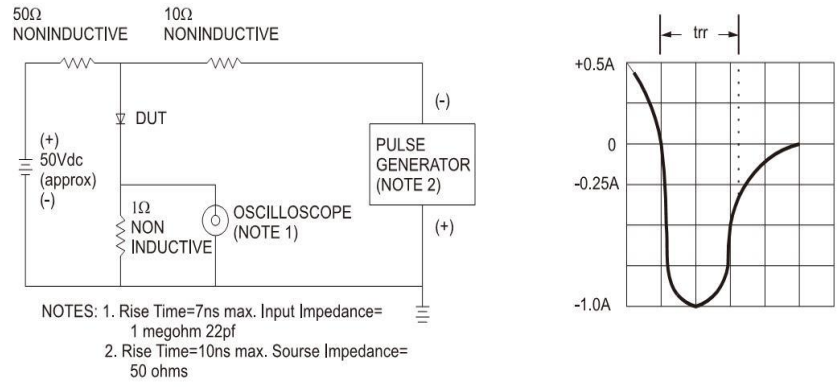
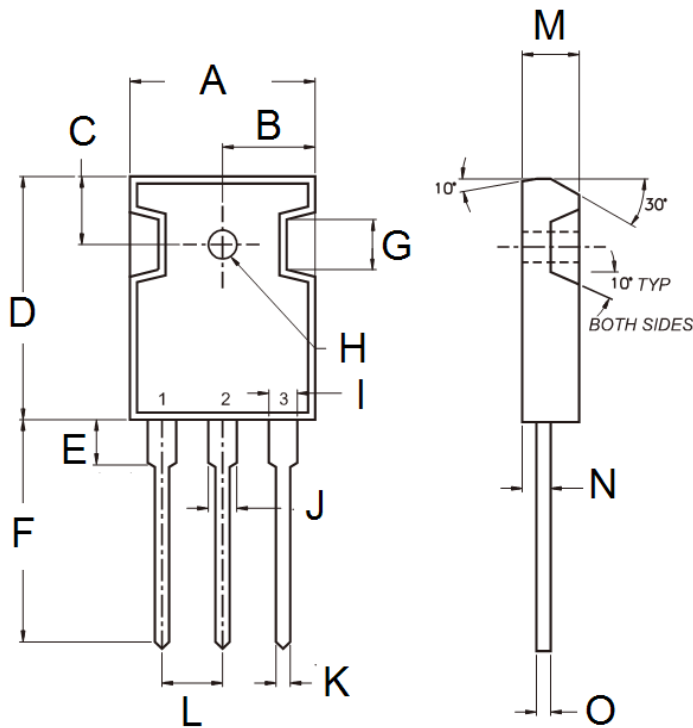


FIG.6- REVERSE RECOVERY TIME CHARACTERISTIC AND TEST CIRCUIT DIAGRAM



PACKAGE OUTLINE DIMENSIONS



DIM.	Unit (mm)		Unit (inch)	
	Min	Max	Min	Max
A	15.90	16.40	0.626	0.646
B	7.90	8.20	0.311	0.323
C	5.70	6.20	0.224	0.244
D	20.80	21.30	0.819	0.839
E	3.50	4.10	0.138	0.161
F	19.70	20.20	0.776	0.795
G	-	4.30	-	0.169
H	2.90	3.40	0.114	0.134
I	1.93	2.18	0.076	0.086
J	2.97	3.22	0.117	0.127
K	1.12	1.22	0.044	0.048
L	5.20	5.70	0.205	0.224
M	4.90	5.16	0.193	0.203
N	2.70	3.00	0.106	0.118
O	0.51	0.76	0.020	0.030

MARKING DIAGRAM



P/N = Marking Code
G = Green Compound
YWW = Date Code
F = Factory Code

Notice

Specifications of the products displayed herein are subject to change without notice. TSC or anyone on its behalf, assumes no responsibility or liability for any errors inaccuracies.

Information contained herein is intended to provide a product description only. No license, express or implied, to any intellectual property rights is granted by this document. Except as provided in TSC's terms and conditions of sale for such products, TSC assumes no liability whatsoever, and disclaims any express or implied warranty, relating to sale and/or use of TSC products including liability or warranties relating to fitness for a particular purpose, merchantability, or infringement of any patent, copyright, or other intellectual property right.

The products shown herein are not designed for use in medical, life-saving, or life-sustaining applications. Customers using or selling these products for use in such applications do so at their own risk and agree to fully indemnify TSC for any damages resulting from such improper use or sale.