

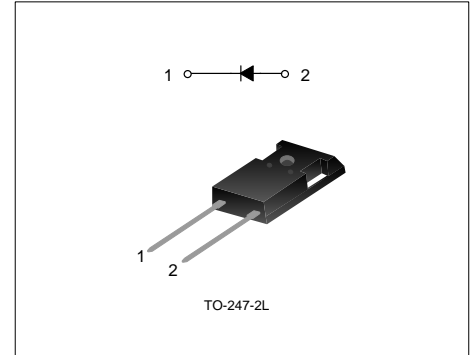
35A, 600V SUPER-FAST RECOVERY RECTIFIER

GENERAL DESCRIPTION

SFR35F60P2 is a Super-Fast Recovery Diode, fabricated in advanced silicon planar epitaxial technology. The process parameter and the device structure are fine tuned with optimized performance of forward voltage drop and reverse recovery time.

Accuracy epitaxial dope control, advanced planar junction terminal structure and the platinum doped life control, guarantee the best overall performance, ruggedness and reliability characteristics.

This device is intended for use in the output rectification stage of SMPS, UPS, DC-DC converters as well as free-wheeling diode in low voltage inverters and chopper motor drivers.



FEATURES

- ♦ Ultrafast 60 Nanosecond Recovery Time
- ♦ High Current Capability
- ♦ Low Forward Voltage Drop
- ♦ High surge current capability
- ♦ Low reverse current leakage
- ♦ 175°C Operating Junction Temperature

ORDERING INFORMATION

Part No.	Package	Marking	Hazardous Substance Control	Packing Type
SFR35F60P2	TO-247-2L	35F60P2	Pb free	Tube

ABSOLUTE MAXIMUM RATINGS

Characteristics	Symbol	Rating	Unit
Peak Repetitive Reverse Voltage	V_{RRM}	600	V
Average Rectified Forward Current	$I_{F(AV)}$	35	A
Peak Forward Surge Current @8.3ms	I_{FSM}	200	A
Power Dissipation($T_C=25^{\circ}C$)	P_D	230	W
Single avalanche energy	EAS	100	mJ
Operation Junction Temperature Range	T_J	-40~+175	$^{\circ}C$
Storage Temperature Range	T_{stg}	-40~+175	$^{\circ}C$

THERMAL CHARACTERISTICS (PER LEG)

Characteristics	Symbol	Min.	Typ.	Max.	Unit
Thermal Resistance,Junction-to-Case	$R_{\theta JC}$	--	--	0.7	$^{\circ}C/W$
Thermal Resistance,Junction-to-Environment	$R_{\theta JA}$	--	--	32	$^{\circ}C/W$

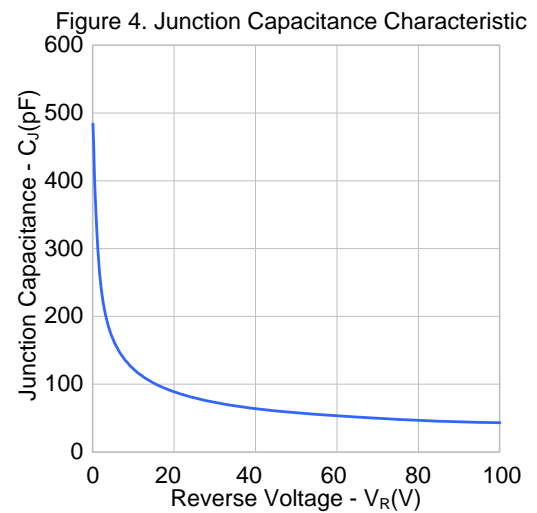
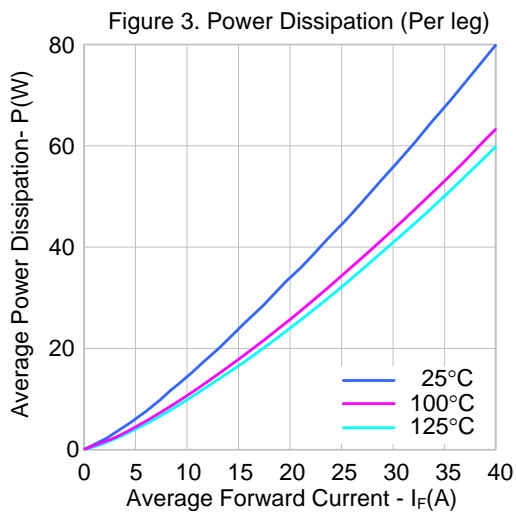
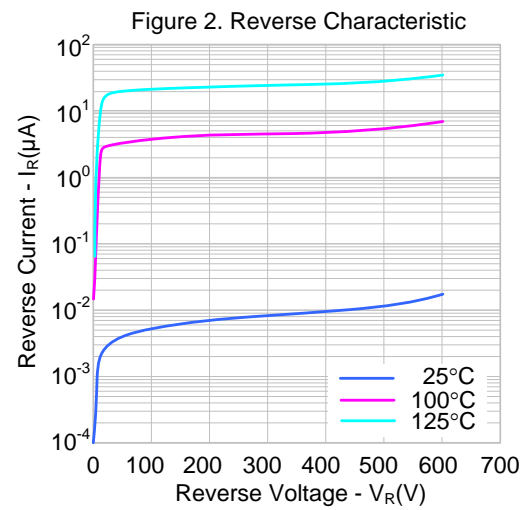
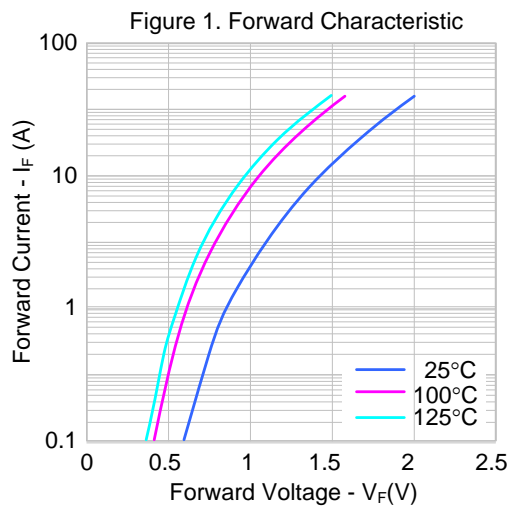
ELECTRICAL CHARACTERISTICS

Characteristics	Symbol	Conditions	Min.	Typ.	Max.	Unit
Maximum Forward Voltage	V_F	$I_F=30.0Amps, T_C=25^{\circ}C$	--	1.80	2.55	V
		$I_F=35.0Amps, T_C=25^{\circ}C$	--	1.85	2.60	V
		$I_F=30.0Amps, T_C=125^{\circ}C$	--	1.40	2.05	V
		$I_F=35.0Amps, T_C=125^{\circ}C$	--	1.45	2.2	V
Maximum Instantaneous Reverse Current	I_R	$VR=600V, T_C=25^{\circ}C$	--	--	5.0	μA
		$VR=600V, T_C=125^{\circ}C$	--	--	500	μA

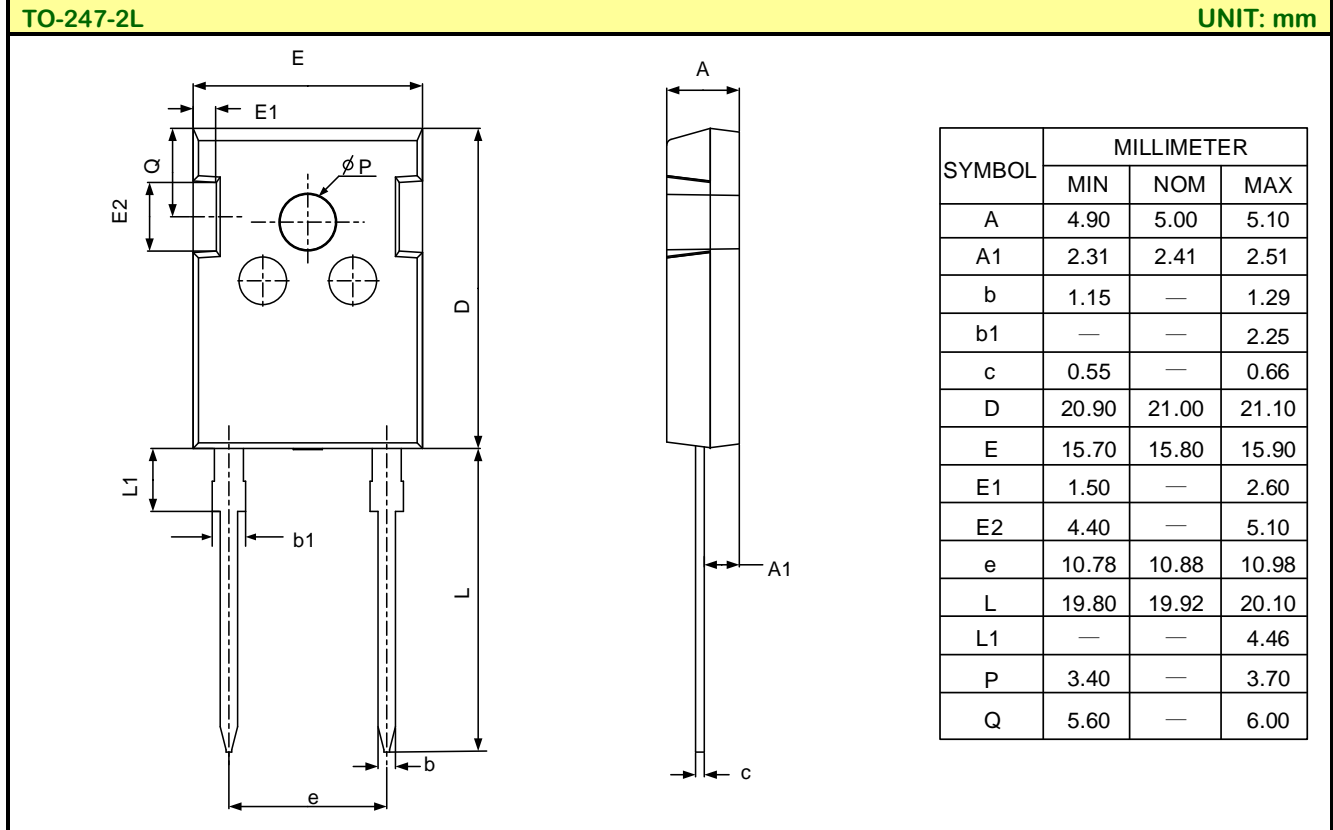
SWITCH CHARACTERISTIC

Characteristics	Symbol	Conditions	Min.	Typ.	Max.	Unit
Reverse Recovery Time	TRR	$I_F=1A, dI_F/dt=100A/\mu s, VR=30V$	--	30	--	ns
		$I_F=30A, dI_F/dt=100A/\mu s, VR=30V$	--	32	--	ns
Reverse Recovery Time	trr	$I_F=30A, dI_F/dt=200A/\mu s, VR=390V, T_C=25^{\circ}C$	--	60	--	ns
Reverse Recovery Current	IRRM		--	3.2	--	A
Reverse Recovery Charge	QRR		--	90	--	nC

TYPICAL CHARACTERISTICS



PACKAGE OUTLINE



MOS DEVICES OPERATE NOTES:

Electrostatic charges may exist in many things. Please take following preventive measures to prevent effectively the MOS electric circuit as a result of the damage which is caused by discharge:

- The operator must put on wrist strap which should be earthed to against electrostatic.
- Equipment cases should be earthed.
- All tools used during assembly, including soldering tools and solder baths, must be earthed.
- MOS devices should be packed in antistatic/conductive containers for transportation.

Important notice :

1. Silan reserves the right to make changes of this instruction without notice.
2. Customers should obtain the latest relevant information when purchasing and should verify whether such information is latest and complete. Please read this instruction and application manual and related materials carefully before using products, including the circuit operation precautions, etc.
3. It is neither tested nor verified in accordance with AEC-Q series standards testing or application requirements. Silan does not give any warranties as to the suitability of the Silan's product for any specific use. The design intent, design definition and design of the product are not intended for application (the application stated in this instruction includes use, etc.) in transportation equipment, medical equipment, life-saving equipment, aerospace equipment, non-civil equipment or non-civil use, etc. (the equipment stated in this instruction includes systems, devices, etc., all referred to as equipment). The product should not be used in any equipment or system whose manufacture, use or sale is prohibited under any applicable laws or regulations ("unintended use"). If the product is used for unintended use, therefore the full risks of such products application are borne by the customer and Silan assumes no liability for the product used for the unintended use. If the customer intends to use the Silan's product in a application where malfunction or failure can be reasonably be expected to result in personal injury, or serious property, or environment damage, the customer shall make adequate assessment, testing and verification, and Silan shall not be liable for such applications.
4. The application of the product described in this instruction, the application manual of the product and related materials is for illustrative purposes only, and Silan makes no warranty that such application can be used directly without further testing, verification or modification. Silan is not responsible for any assistance in product application or customers' product design. Customer shall be responsible for the application of Silan's products and the design, manufacture and use of customers' products using Silan's products (in this document, "use products", "apply Silan's products", "product application" and "customers' products using Silan's products" are synonymous). It is the sole responsibility of the customer to take the following actions: 1) Verify and determine whether Silan's products are suitable for the customers' applications and customers' products; 2) All applicable standards of the customers' industry shall be complied with and fully tested and verified when applying Silan's product or using Silan's product to develop and design customers' products; 3) Although Silan is constantly committed to improve product's quality and reliability, semiconductor products have possibility to malfunction or fail in various application environments. Customers are responsible for complying with safety standards and for providing adequate designs and safeguards for customers' products using Silan's product to minimize risks and avoid situations in which a malfunction or failure could cause bodily injury or damage to property; 4) When using the products, please do not exceed the maximum rating of the products, Stress above one or more limiting values will cause damage to the product and the equipment or affect the reliability to the equipment (customers' product); 5) Ensure customers' product using Silan's product are designed, manufactured and used in full compliance with all applicable standards, safety standards and other requirements of the customers' industry. The parameters stated in this instruction may and do vary in different applications, actual performance may vary over time. Customers must use the products within their effective static storage period, please contact Silan sales or Silan customer service support and sales management department if there is any questions about the effective static storage period, Silan does not assume any responsibility if the product has exceeded the static storage period when it is used.
5. Do not disassemble, reverse-engineer, alter, modify, decompile or copy product, without Silan's prior written consent.
6. Please identify Silan's trademark when purchasing our product. Please contact us if there is any question. Our products are not sold through TAOBAO or any other third-party e-commerce platforms. If customers purchase from such platforms, please contact us in writing before purchasing to confirm whether the product is authentic and original from Silan.
7. Please use and apply product in compliance with all applicable laws and regulations, including but not limited to trade control regulations etc. The product is civil electronic product, please do not use it in non-civil fields.
8. Product promotion is endless, our company will wholeheartedly provide customers with better products!
9. Website: <http://www.silan.com.cn>

Part No.:	SFR35F60P2	Document Type:	Datasheet
Copyright:	HANGZHOU SILAN MICROELECTRONICS CO.,LTD	Website:	http://www.silan.com.cn

Rev.: 1.5

Revision History:

1. Update thermal characteristics
 2. Update package outline
 3. Update important notice
-

Rev.: 1.4

Revision History:

1. Delete SFR35F60PU
 2. Delete NOMENCLATURE
 3. Update the package outline of TO-247-2L
-

Rev.: 1.3

Revision History:

1. Add package outline of TO-247N-3L
-

Rev.: 1.2

Revision History:

1. Update TYPICAL CHARACTERISTICS
 2. Modify ORDERING INFORMATION
 3. Modify Important notice
-

Rev.: 1.1

Revision History:

1. Modify absolute characteristics and Electrical characteristics
 2. Add THERMAL CHARACTERISTICS and SWITCH CHARACTERISTICS
-

Rev.: 1.0

Revision History:

1. First release
-