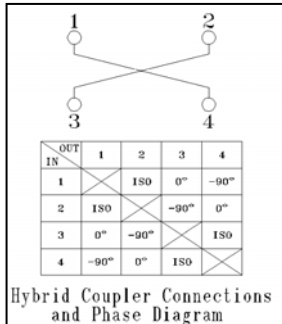


SHY185 HYBRID COUPLER

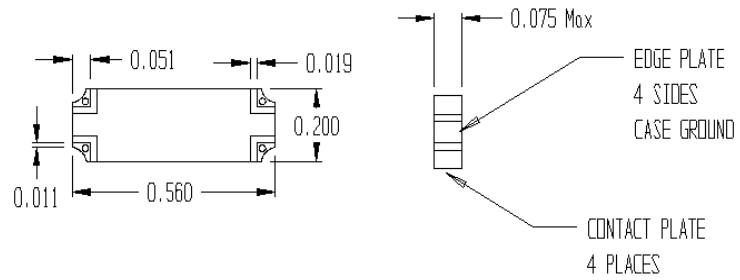


Features:

- Small Size
- Custom Designs Available
- Surface Mounted
- Low Cost
- Available on Tape and Reel



Outline Drawing



All dimensions in inches

Electrical Specifications:

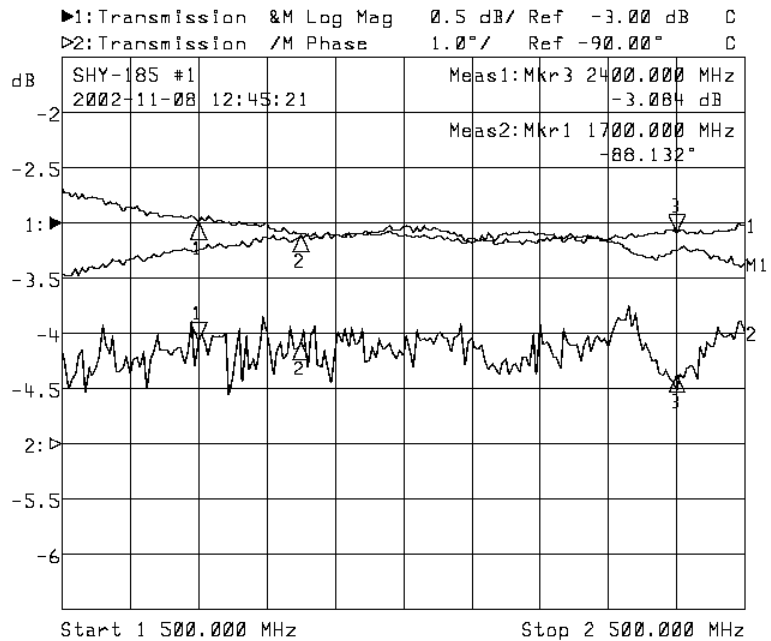
| | |
|---------------------------|------------------|
| Frequency Range: | 1700 to 2400 MHz |
| Insertion Loss: | 0.2 dB max. |
| Amplitude Balance: | +/- 0.2 dB |
| Phase Balance: | 2 degrees |
| VSWR: | 1.2:1 |
| Power Handling: | 100 Watts CW |
| Isolation: | 23 dB |

Mechanical Specifications:

| | |
|--------------------|-----------------|
| Dimensions: | 0.200" x 0.560" |
| Case Style: | S |
| Mounting: | Surface |

Environmental Specifications:

| | |
|-------------------------------|----------------|
| Operating Temperature: | -55°C to +90°C |
|-------------------------------|----------------|



| 1: Mkr (MHz) | dB | 2: Mkr (MHz) | Deg |
|--------------|--------|--------------|---------|
| 1: 1700.00 | -2.985 | 1> 1700.00 | -88.132 |
| 2: 1850.00 | -3.095 | 2: 1850.00 | -88.160 |
| 3> 2400.00 | -3.084 | 3: 2400.00 | -88.746 |