

描述 / Descriptions

SOT-23 塑封封装 P 道 MOS 场效应管。P- CHANNEL MOSFET in a SOT-23 Plastic Package.

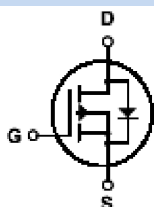
特征 / Features

沟道场效应管。
Trench FET Power MOSFET.


用途 / Applications

高速开关。
High speed switch.

内部等效电路 / Equivalent Circuit



引脚排列 / Pinning



PIN 1 : S PIN 2 : G PIN 3 : D

印章代码 / Marking

Marking	HD1
---------	-----

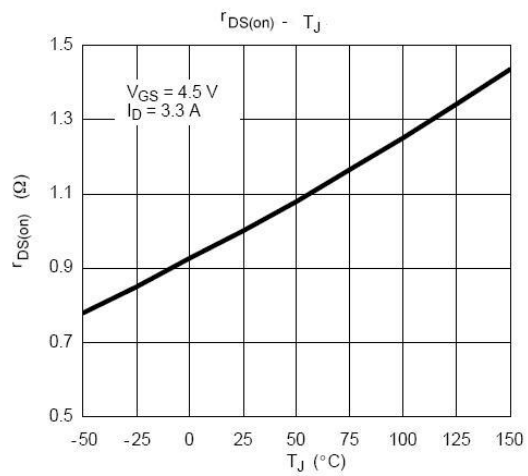
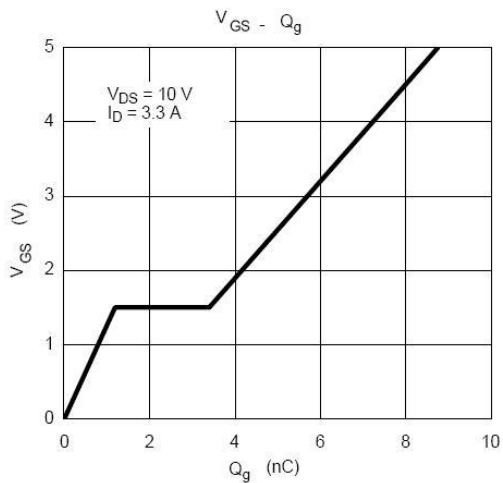
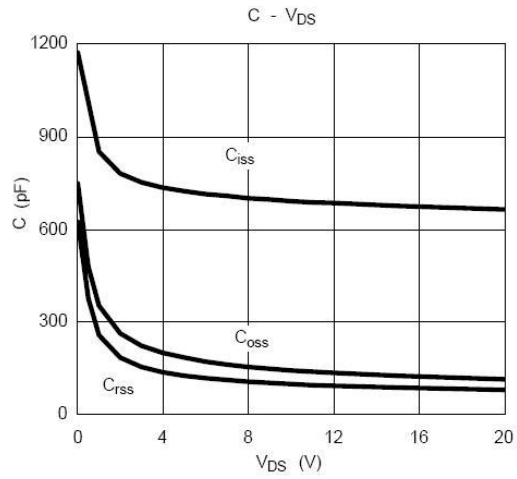
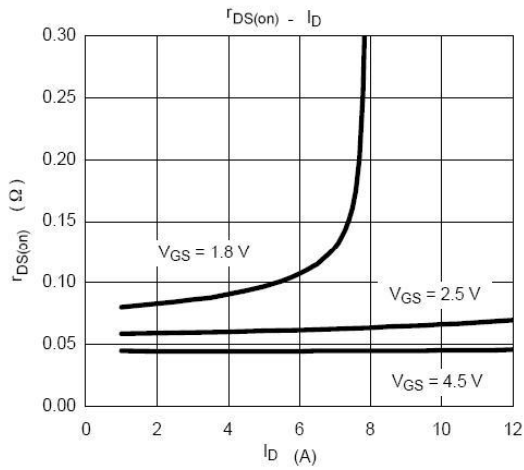
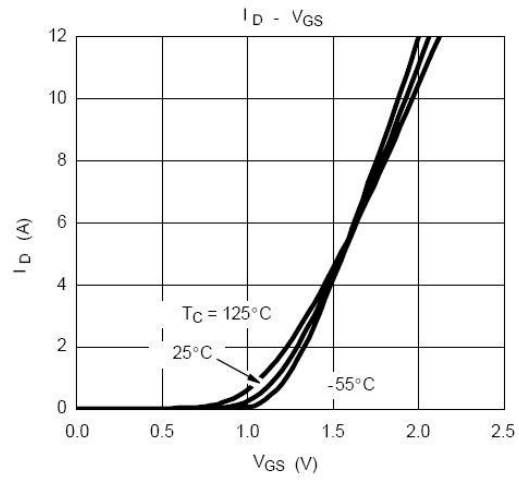
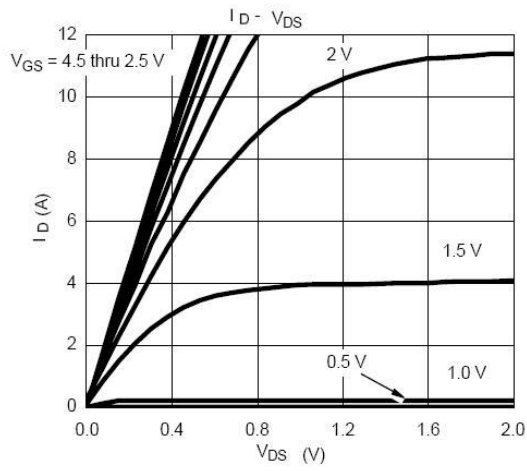
极限参数 / Absolute Maximum Ratings(Ta=25°C)

参数 Parameter	符号 Symbol	数值 Rating	单位 Unit
Drain-Source Voltage	V_{DSS}	-20	V
Gate-Source Voltage	V_{GSS}	±12	V
Drain Current – Continuous	I_D	-4.3	A
Pulsed Drain Current	I_{DM}	-15	A
Power Dissipation	P_D	1.25	W
Storage Temperature Range	T_{stg}	-55~150	°C
Junction-to-Ambient	$R_{\theta JA}$	140	°C/W

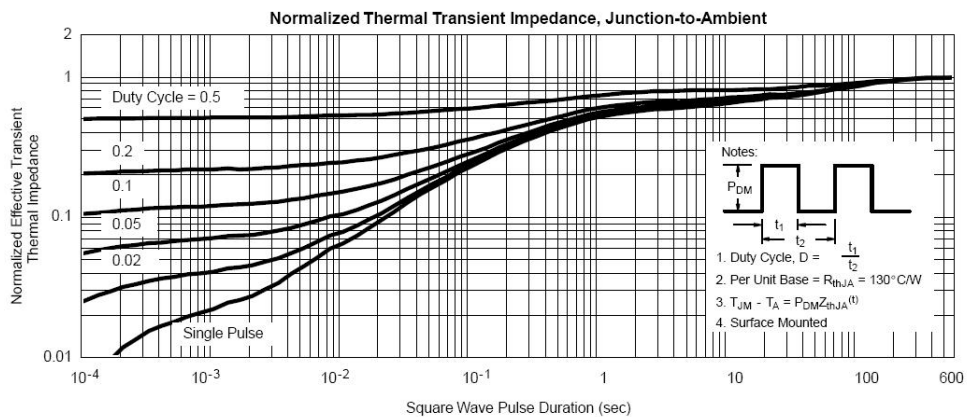
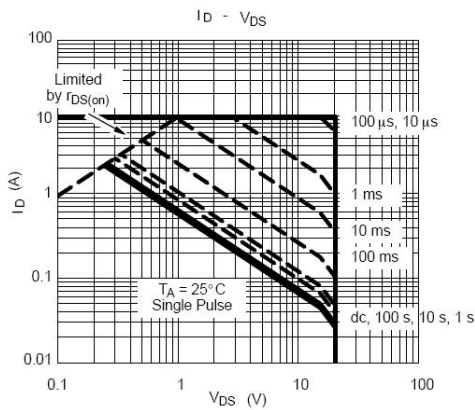
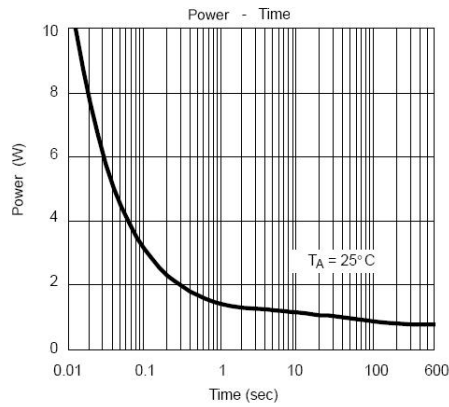
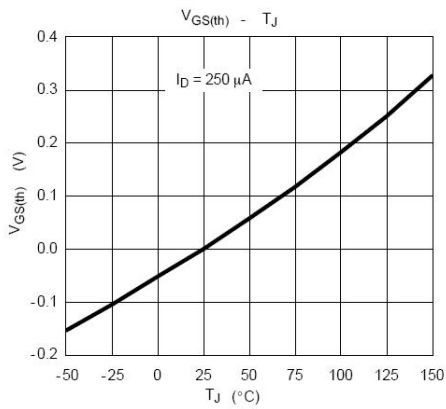
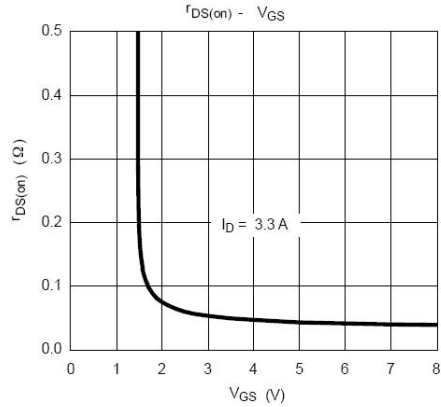
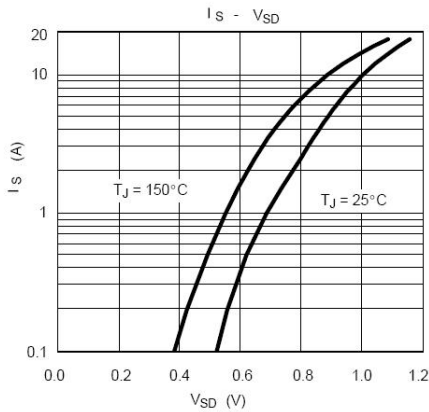
电性能参数 / Electrical Characteristics(Ta=25°C)

参数 Parameter	符号 Symbol	测试条件 Test Conditions	最小值 Min	典型值 Typ	最大值 Max	单位 Unit
Drain-Source Breakdown Voltage	$V_{(BR)DSS}$	$V_{GS}=0V$ $I_D=-10\mu A$	-20			V
Gate Threshold Voltage	$V_{GS(th)}$	$V_{DS}=V_{GS}$ $I_D=-250\mu A$	-0.4		-1.0	V
Static Drain-Source On-Resistance	$R_{DS(on)1}$	$V_{GS}=-4.5V$ $I_D=-4.3A$		44	57	mΩ
	$R_{DS(on)2}$	$V_{GS}=-2.5V$ $I_D=-2.5A$		61	76	
	$R_{DS(on)3}$	$V_{GS}=-1.8V$ $I_D=-1.3A$		84	110	
Zero Gate Voltage Drain Current	$I_{DSS(1)}$	$V_{DS}=16V$ $V_{GS}=0V$			-1	μA
	$I_{DSS(2)}$	$V_{DS}=16V$ $V_{GS}=0V$ $T_j=55^\circ C$			-10	μA
Gate-Body Leakage.	I_{GSS}	$V_{GS}=\pm 12V$ $V_{DS}=0V$			±100	nA
Drain-Source Diode Forward Voltage	V_{SD}	$I_S=-1.6A$ $V_{GS}=0V$			-1.2	V
Forward Transconductance	g_{FS}	$V_{DS}=-5V$ $I_D=-3.3A$		3		S
Total Gate Charge	Q_g	$V_{DS}=-6V$ $V_{GS}=-4.5V$ $I_D\approx -3.3A$		8	13	nC
Gate-Source Charge	Q_{gs}			1.2		
Gate-Drain Charge	Q_{gd}			2.2		
Input Capacitance	C_{iss}	$V_{DS}=-6V$ $V_{GS}=0$ $F=1MHz$		715		pF
Output Capacitance	C_{oss}			170		
Reverse Transfer Capacitance	C_{riss}			120		
Turn-On Delay Time	$t_{d(on)}$	$V_{DD}=-6V$ $R_L=6\Omega$ $V_{GEN}=-4.5V$ $I_D\approx -1A$ $R_G=6\Omega$		15	25	ns
Turn-On Rise Time	t_r			35	55	
Turn-Off Delay Time	$t_{d(off)}$			60	90	
Turn-Off Fall Time	t_f			40	60	

电参数曲线图 / Electrical Characteristic Curve



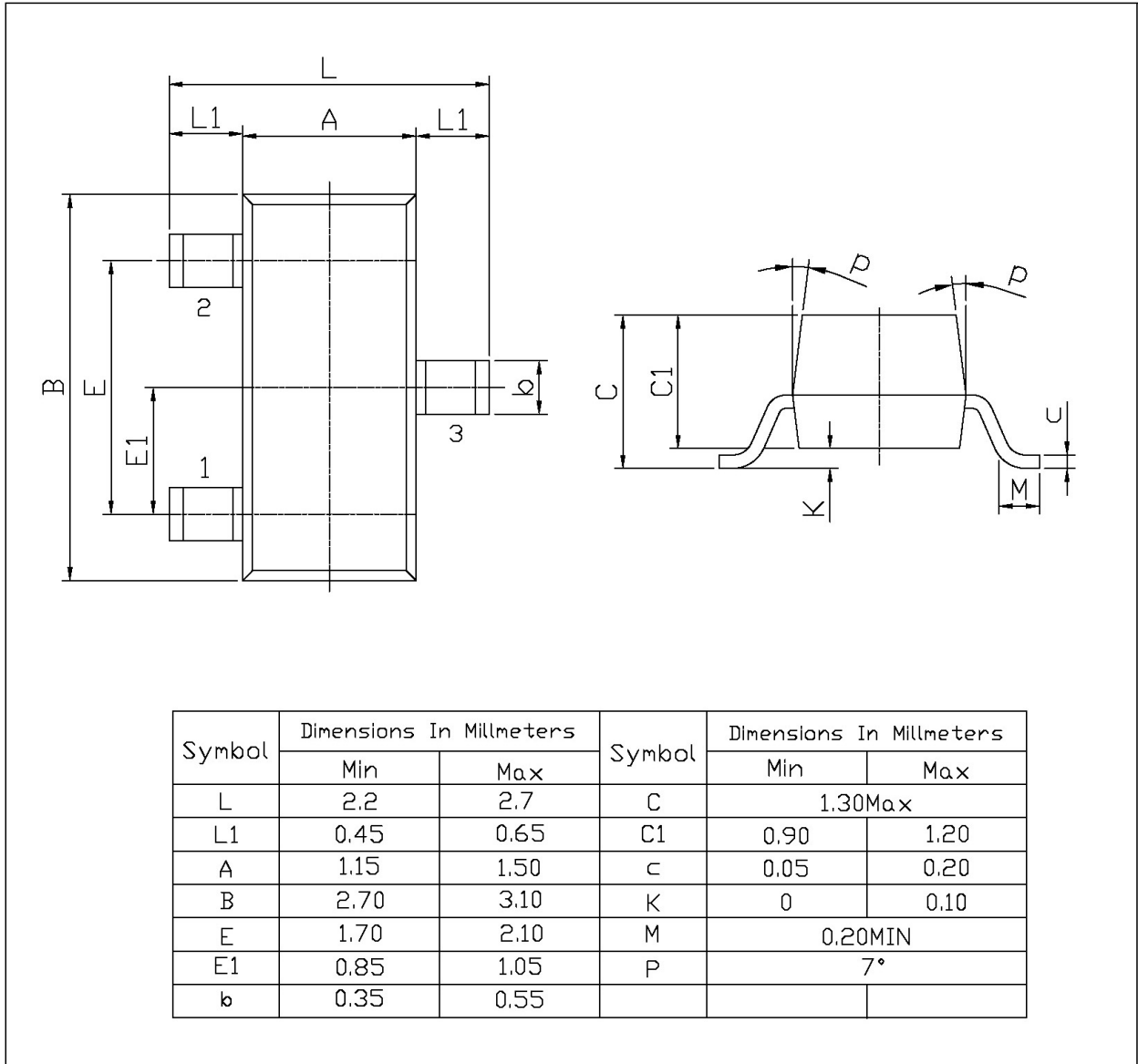
电参数曲线图 / Electrical Characteristic Curve



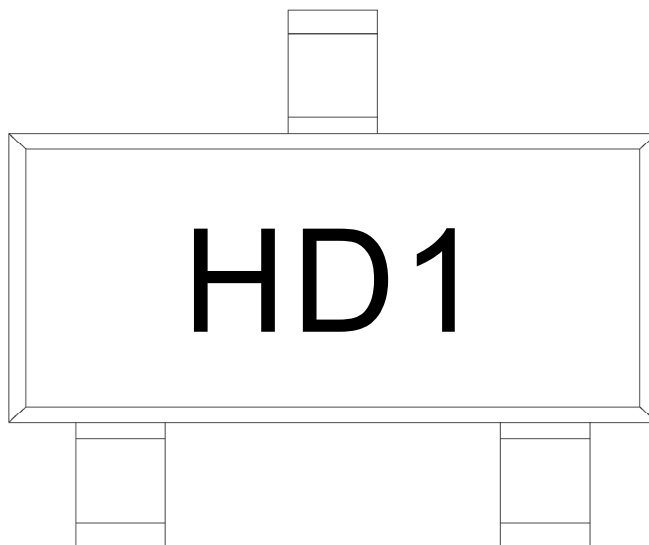
外形尺寸图 / Package Dimensions

SOT-23

单位: mm



印章说明 / Marking Instructions



说明：

H: 为公司代码

D1: 为型号代码

Note:

H: Company Code.

D1 : Product Type

回流焊温度曲线图(无铅) / Temperature Profile for IR Reflow Soldering(Pb-Free)



说明：

- 1、预热温度 25 ~ 150°C，时间 60 ~ 90sec;
- 2、峰值温度 245±5°C，时间持续为 5±0.5sec;
- 3、焊接制程冷却速度为 2 ~ 10°C/sec.

Note:

- 1.Preheating:25~150°C, Time:60~90sec.
- 2.Peak Temp.:245±5°C, Duration:5±0.5sec.
3. Cooling Speed: 2~10°C/sec.

耐焊接热试验条件 / Resistance to Soldering Heat Test Conditions

温度：260±5°C

时间：10±1 sec.

Temp.:260±5°C

Time:10±1 sec

包装规格 / Packaging SPEC.

卷盘包装 / REEL

Package Type 封装形式	Units 包装数量					Dimension 包装尺寸 (unit: mm ³)		
	Units/Reel 只/卷盘	Reels/Inner Box 卷盘/盒	Units/Inner Box 只/盒	Inner Boxes/Outer Box 盒/箱	Units/Outer Box 只/箱	Reel	Inner Box 盒	Outer Box 箱
SOT-23	3,000	10	30,000	8	240,000	7" ×8	180×120×180	385×257×392

使用说明 / Notices