

Leaded Varistors

Standard Series

Construction

- Round varistor element, leaded
- Coating: epoxy resin, flame-retardant to UL 94 V-0
- Terminals: tinned copper wire

Features

- Wide operating voltage range 11 ... 1100 V_{RMS}
- No derating up to 85 °C ambient temperature
- PSpice models

Approvals

- UL
- CSA (all types ≥ K115)
- SEV
- VDE
- CECC

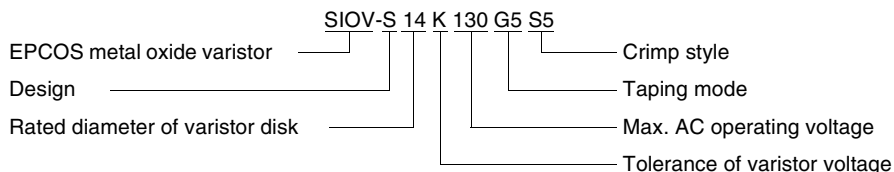
Taping

- For ordering information see page 206 ff, chapter "Leaded Varistors: Taping"

Type designation

DataSheet4U.com

Detailed description of coding system on page 39, chapter "General Technical Information"



General technical data

| | | |
|---|-------------------------|----------------------------------|
| Climatic category | 40/85/56 | in accordance with IEC 60068-1 |
| LCT | - 40 °C | |
| UCT | + 85 °C | |
| Damp heat, steady state (93 % r.h., 40 °C) | 56 days | in accordance with IEC 60068-2-3 |
| Operating temperature | - 40 ... + 85 °C | in accordance with CECC 42 000 |
| Storage temperature | - 40 ... + 125 °C | |
| Electric strength | ≥ 2,5 kV _{RMS} | in accordance with CECC 42 000 |
| Insulation resistance | ≥ 10 MΩ | in accordance with CECC 42 000 |
| Response time | < 25 ns | |

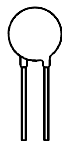

Leaded Varistors
Standard Series
Maximum ratings ($T_A = 85\text{ }^\circ\text{C}$)

| Type (untaped) SIOV- | Ordering code | V_{RMS} V | V_{DC} V | i_{max} 8/20 μs A | W_{max} (2 ms) J | P_{max} W |
|----------------------------|-----------------|----------------|------------------|--------------------------------------|--------------------------|----------------|
| S05K11 | B72205S0110K101 | 11 | 14 | 100 | 0,3 | 0,01 |
| S07K11 | B72207S0110K101 | 11 | 14 | 250 | 0,8 | 0,02 |
| S10K11 | B72210S0110K101 | 11 | 14 | 500 | 1,7 | 0,05 |
| S14K11 | B72214S0110K101 | 11 | 14 | 1000 | 3,2 | 0,10 |
| S20K11 | B72220S0110K101 | 11 | 14 | 2000 | 10,0 | 0,20 |
| S05K14 | B72205S0140K101 | 14 | 18 | 100 | 0,4 | 0,01 |
| S07K14 | B72207S0140K101 | 14 | 18 ¹⁾ | 250 | 0,9 | 0,02 |
| S10K14 | B72210S0140K101 | 14 | 18 ¹⁾ | 500 | 2,0 | 0,05 |
| S14K14 | B72214S0140K101 | 14 | 18 ¹⁾ | 1000 | 4,0 | 0,10 |
| S20K14 | B72220S0140K101 | 14 | 18 ¹⁾ | 2000 | 12,0 | 0,20 |
| S05K17 | B72205S0170K101 | 17 | 22 | 100 | 0,5 | 0,01 |
| S07K17 | B72207S0170K101 | 17 | 22 | 250 | 1,1 | 0,02 |
| S10K17 | B72210S0170K101 | 17 | 22 | 500 | 2,5 | 0,05 |
| S14K17 | B72214S0170K101 | 17 | 22 | 1000 | 5,0 | 0,10 |
| S20K17 | B72220S0170K101 | 17 | 22 | 2000 | 14,0 | 0,20 |
| S05K20 | B72205S0200K101 | 20 | 26 | 100 | 0,6 | 0,01 |
| S07K20 | B72207S0200K101 | 20 | 26 | 250 | 1,3 | 0,02 |
| S10K20 | B72210S0200K101 | 20 | 26 | 500 | 3,1 | 0,05 |
| S14K20 | B72214S0200K101 | 20 | 26 | 1000 | 6,0 | 0,10 |
| S20K20 | B72220S0200K101 | 20 | 26 | 2000 | 18,0 | 0,20 |
| S05K25 | B72205S0250K101 | 25 | 31 | 100 | 0,7 | 0,01 |
| S07K25 | B72207S0250K101 | 25 | 31 | 250 | 1,6 | 0,02 |
| S10K25 | B72210S0250K101 | 25 | 31 | 500 | 3,7 | 0,05 |
| S14K25 | B72214S0250K101 | 25 | 31 | 1000 | 7,0 | 0,10 |
| S20K25 | B72220S0250K101 | 25 | 31 | 2000 | 22,0 | 0,20 |
| S05K30 | B72205S0300K101 | 30 | 38 | 100 | 0,9 | 0,01 |
| S07K30 | B72207S0300K101 | 30 | 38 | 250 | 2,0 | 0,02 |
| S10K30 | B72210S0300K101 | 30 | 38 | 500 | 4,4 | 0,05 |
| S14K30 | B72214S0300K101 | 30 | 38 | 1000 | 9,0 | 0,10 |
| S20K30 | B72220S0300K101 | 30 | 38 | 2000 | 26,0 | 0,20 |

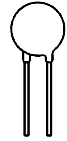
1) Jump-start strength (max. 24 V, 5 minutes)


Leaded Varistors
Standard Series
Characteristics ($T_A = 25\text{ }^\circ\text{C}$)

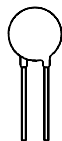
| Type (untaped) SIOV- | V_V (1 mA) V | ΔV_V (1 mA) % | Max. clamping voltage | | C_{typ} (1 kHz) pF | Derating curve Page | V/I char- acteristic Page |
|----------------------------|----------------------|-----------------------------|-----------------------|----------|----------------------------|---------------------------|---------------------------------|
| | | | v V | i A | | | |
| S05K11 | 18 | ± 10 | 36 | 1,0 | 1750 | 246 | 274 |
| S07K11 | 18 | ± 10 | 36 | 2,5 | 2750 | 246 | 275 |
| S10K11 | 18 | ± 10 | 36 | 5,0 | 6250 | 248 | 276 |
| S14K11 | 18 | ± 10 | 36 | 10,0 | 12100 | 249 | 277 |
| S20K11 | 18 | ± 10 | 36 | 20,0 | 23000 | 251 | 278 |
| S05K14 | 22 | ± 10 | 43 | 1,0 | 1450 | 246 | 274 |
| S07K14 | 22 | ± 10 | 43 | 2,5 | 2300 | 246 | 275 |
| S10K14 | 22 | ± 10 | 43 | 5,0 | 5200 | 248 | 276 |
| S14K14 | 22 | ± 10 | 43 | 10,0 | 9950 | 249 | 277 |
| S20K14 | 22 | ± 10 | 43 | 20,0 | 19000 | 251 | 278 |
| S05K17 | 27 | ± 10 | 53 | 1,0 | 1200 | 246 | 274 |
| S07K17 | 27 | ± 10 | 53 | 2,5 | 1900 | 246 | 275 |
| S10K17 | 27 | ± 10 | 53 | 5,0 | 4350 | 248 | 276 |
| S14K17 | 27 | ± 10 | 53 | 10,0 | 8200 | 249 | 277 |
| S20K17 | 27 | ± 10 | 53 | 20,0 | 15600 | 251 | 278 |
| S05K20 | 33 | ± 10 | 65 | 1,0 | 980 | 246 | 274 |
| S07K20 | 33 | ± 10 | 65 | 2,5 | 1600 | 246 | 275 |
| S10K20 | 33 | ± 10 | 65 | 5,0 | 3650 | 248 | 276 |
| S14K20 | 33 | ± 10 | 65 | 10,0 | 6800 | 249 | 277 |
| S20K20 | 33 | ± 10 | 65 | 20,0 | 13000 | 251 | 278 |
| S05K25 | 39 | ± 10 | 77 | 1,0 | 850 | 246 | 274 |
| S07K25 | 39 | ± 10 | 77 | 2,5 | 1400 | 246 | 275 |
| S10K25 | 39 | ± 10 | 77 | 5,0 | 3200 | 248 | 276 |
| S14K25 | 39 | ± 10 | 77 | 10,0 | 5850 | 249 | 277 |
| S20K25 | 39 | ± 10 | 77 | 20,0 | 11100 | 251 | 278 |
| S05K30 | 47 | ± 10 | 93 | 1,0 | 720 | 246 | 274 |
| S07K30 | 47 | ± 10 | 93 | 2,5 | 1200 | 246 | 275 |
| S10K30 | 47 | ± 10 | 93 | 5,0 | 2750 | 248 | 276 |
| S14K30 | 47 | ± 10 | 93 | 10,0 | 4950 | 249 | 277 |
| S20K30 | 47 | ± 10 | 93 | 20,0 | 9350 | 251 | 278 |


Leaded Varistors
Standard Series
Maximum ratings ($T_A = 85\text{ }^\circ\text{C}$)

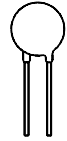
| Type (untaped) SIOV- | Ordering code | V_{RMS} | V_{DC} | i_{max} 8/20 μs | W_{max} (2 ms) | P_{max} |
|----------------------------|-----------------|-----------|----------|---------------------------------|---------------------|-----------|
| | | V | V | A | J | W |
| S05K35 | B72205S0350K101 | 35 | 45 | 100 | 1,1 | 0,01 |
| S07K35 | B72207S0350K101 | 35 | 45 | 250 | 2,5 | 0,02 |
| S10K35 | B72210S0350K101 | 35 | 45 | 500 | 5,4 | 0,05 |
| S14K35 | B72214S0350K101 | 35 | 45 | 1000 | 10,0 | 0,10 |
| S20K35 | B72220S0350K101 | 35 | 45 | 2000 | 33,0 | 0,20 |
| S05K40 | B72205S0400K101 | 40 | 56 | 100 | 1,3 | 0,01 |
| S07K40 | B72207S0400K101 | 40 | 56 | 250 | 3,0 | 0,02 |
| S10K40 | B72210S0400K101 | 40 | 56 | 500 | 6,4 | 0,05 |
| S14K40 | B72214S0400K101 | 40 | 56 | 1000 | 13,0 | 0,10 |
| S20K40 | B72220S0400K101 | 40 | 56 | 2000 | 37,0 | 0,20 |
| S05K50 | B72205S0500K101 | 50 | 65 | 400 | 1,8 | 0,10 |
| S07K50 | B72207S0500K101 | 50 | 65 | 1200 | 4,2 | 0,25 |
| S10K50 | B72210S0500K101 | 50 | 65 | 2500 | 8,4 | 0,40 |
| S14K50 | B72214S0500K101 | 50 | 65 | 4500 | 15,0 | 0,60 |
| S20K50 | B72220S0500K101 | 50 | 65 | 6500 | 27,0 | 1,00 |
| S05K60 | B72205S0600K101 | 60 | 85 | 400 | 2,2 | 0,10 |
| S07K60 | B72207S0600K101 | 60 | 85 | 1200 | 4,8 | 0,25 |
| S10K60 | B72210S0600K101 | 60 | 85 | 2500 | 10,0 | 0,40 |
| S14K60 | B72214S0600K101 | 60 | 85 | 4500 | 17,0 | 0,60 |
| S20K60 | B72220S0600K101 | 60 | 85 | 6500 | 33,0 | 1,00 |
| S05K75 | B72205S0750K101 | 75 | 100 | 400 | 2,5 | 0,10 |
| S07K75 | B72207S0750K101 | 75 | 100 | 1200 | 5,9 | 0,25 |
| S10K75 | B72210S0750K101 | 75 | 100 | 2500 | 12,0 | 0,40 |
| S14K75 | B72214S0750K101 | 75 | 100 | 4500 | 20,0 | 0,60 |
| S20K75 | B72220S0750K101 | 75 | 100 | 6500 | 40,0 | 1,00 |
| S05K95 | B72205S0950K101 | 95 | 125 | 400 | 3,4 | 0,10 |
| S07K95 | B72207S0950K101 | 95 | 125 | 1200 | 7,6 | 0,25 |
| S10K95 | B72210S0950K101 | 95 | 125 | 2500 | 15,0 | 0,40 |
| S14K95 | B72214S0950K101 | 95 | 125 | 4500 | 25,0 | 0,60 |
| S20K95 | B72220S0950K101 | 95 | 125 | 6500 | 50,0 | 1,00 |


Leaded Varistors
Standard Series
Characteristics ($T_A = 25\text{ }^\circ\text{C}$)

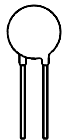
| Type (untaped) SIOV- | V_V (1 mA) V | ΔV_V (1 mA) % | Max. clamping voltage | | C_{typ} (1 kHz) pF | Derating curve Page | V/I char- acteristic Page |
|----------------------------|----------------------|-----------------------------|-----------------------|----------|----------------------------|---------------------------|---------------------------------|
| | | | v V | i A | | | |
| S05K35 | 56 | ± 10 | 110 | 1,0 | 620 | 246 | 274 |
| S07K35 | 56 | ± 10 | 110 | 2,5 | 1050 | 246 | 275 |
| S10K35 | 56 | ± 10 | 110 | 5,0 | 2400 | 248 | 276 |
| S14K35 | 56 | ± 10 | 110 | 10,0 | 4200 | 249 | 277 |
| S20K35 | 56 | ± 10 | 110 | 20,0 | 8000 | 251 | 278 |
| S05K40 | 68 | ± 10 | 135 | 1,0 | 520 | 246 | 274 |
| S07K40 | 68 | ± 10 | 135 | 2,5 | 900 | 246 | 275 |
| S10K40 | 68 | ± 10 | 135 | 5,0 | 2100 | 248 | 276 |
| S14K40 | 68 | ± 10 | 135 | 10,0 | 3550 | 249 | 277 |
| S20K40 | 68 | ± 10 | 135 | 20,0 | 6750 | 251 | 278 |
| S05K50 | 82 | ± 10 | 135 | 5,0 | 300 | 247 | 274 |
| S07K50 | 82 | ± 10 | 135 | 10,0 | 530 | 247 | 275 |
| S10K50 | 82 | ± 10 | 135 | 25,0 | 950 | 248 | 276 |
| S14K50 | 82 | ± 10 | 135 | 50,0 | 1800 | 250 | 277 |
| S20K50 | 82 | ± 10 | 135 | 100,0 | 3800 | 251 | 278 |
| S05K60 | 100 | ± 10 | 165 | 5,0 | 250 | 247 | 274 |
| S07K60 | 100 | ± 10 | 165 | 10,0 | 480 | 247 | 275 |
| S10K60 | 100 | ± 10 | 165 | 25,0 | 870 | 248 | 276 |
| S14K60 | 100 | ± 10 | 165 | 50,0 | 1650 | 250 | 277 |
| S20K60 | 100 | ± 10 | 165 | 100,0 | 3600 | 251 | 278 |
| S05K75 | 120 | ± 10 | 200 | 5,0 | 210 | 247 | 274 |
| S07K75 | 120 | ± 10 | 200 | 10,0 | 430 | 247 | 275 |
| S10K75 | 120 | ± 10 | 200 | 25,0 | 720 | 248 | 276 |
| S14K75 | 120 | ± 10 | 200 | 50,0 | 1370 | 250 | 277 |
| S20K75 | 120 | ± 10 | 200 | 100,0 | 2900 | 251 | 278 |
| S05K95 | 150 | ± 10 | 250 | 5,0 | 135 | 247 | 274 |
| S07K95 | 150 | ± 10 | 250 | 10,0 | 260 | 247 | 275 |
| S10K95 | 150 | ± 10 | 250 | 25,0 | 530 | 248 | 276 |
| S14K95 | 150 | ± 10 | 250 | 50,0 | 870 | 250 | 277 |
| S20K95 | 150 | ± 10 | 250 | 100,0 | 1830 | 251 | 278 |


Leaded Varistors
Standard Series
Maximum ratings ($T_A = 85\text{ }^\circ\text{C}$)

| Type (untaped) SIOV- | Ordering code | V_{RMS} | V_{DC} | i_{max} 8/20 μs | W_{max} (2 ms) | P_{max} |
|----------------------------|-----------------|-----------|----------|---------------------------------|---------------------|-----------|
| | | V | V | A | J | W |
| S05K115 | B72205S0111K101 | 115 | 150 | 400 | 3,6 | 0,10 |
| S07K115 | B72207S0111K101 | 115 | 150 | 1200 | 8,4 | 0,25 |
| S10K115 | B72210S0111K101 | 115 | 150 | 2500 | 18,0 | 0,40 |
| S14K115 | B72214S0111K101 | 115 | 150 | 4500 | 30,0 | 0,60 |
| S20K115 | B72220S0111K101 | 115 | 150 | 6500 | 60,0 | 1,00 |
| S05K130 | B72205S0131K101 | 130 | 170 | 400 | 4,2 | 0,10 |
| S07K130 | B72207S0131K101 | 130 | 170 | 1200 | 9,5 | 0,25 |
| S10K130 | B72210S0131K101 | 130 | 170 | 2500 | 19,0 | 0,40 |
| S14K130 | B72214S0131K101 | 130 | 170 | 4500 | 34,0 | 0,60 |
| S20K130 | B72220S0131K101 | 130 | 170 | 8000 | 74,0 | 1,00 |
| S05K140 | B72205S0141K101 | 140 | 180 | 400 | 4,5 | 0,10 |
| S07K140 | B72207S0141K101 | 140 | 180 | 1200 | 10,0 | 0,25 |
| S10K140 | B72210S0141K101 | 140 | 180 | 2500 | 22,0 | 0,40 |
| S14K140 | B72214S0141K101 | 140 | 180 | 4500 | 36,0 | 0,60 |
| S20K140 | B72220S0141K101 | 140 | 180 | 8000 | 78,0 | 1,00 |
| S05K150 | B72205S0151K101 | 150 | 200 | 400 | 4,9 | 0,10 |
| S07K150 | B72207S0151K101 | 150 | 200 | 1200 | 11,0 | 0,25 |
| S10K150 | B72210S0151K101 | 150 | 200 | 2500 | 24,0 | 0,40 |
| S14K150 | B72214S0151K101 | 150 | 200 | 4500 | 40,0 | 0,60 |
| S20K150 | B72220S0151K101 | 150 | 200 | 8000 | 85,0 | 1,00 |
| S05K175 | B72205S0171K101 | 175 | 225 | 400 | 5,6 | 0,10 |
| S07K175 | B72207S0171K101 | 175 | 225 | 1200 | 13,0 | 0,25 |
| S10K175 | B72210S0171K101 | 175 | 225 | 2500 | 28,0 | 0,40 |
| S14K175 | B72214S0171K101 | 175 | 225 | 4500 | 46,0 | 0,60 |
| S20K175 | B72220S0171K101 | 175 | 225 | 8000 | 98,0 | 1,00 |
| S05K230 | B72205S0231K101 | 230 | 300 | 400 | 7,2 | 0,10 |
| S07K230 | B72207S0231K101 | 230 | 300 | 1200 | 17,0 | 0,25 |
| S10K230 | B72210S0231K101 | 230 | 300 | 2500 | 36,0 | 0,40 |
| S14K230 | B72214S0231K101 | 230 | 300 | 4500 | 60,0 | 0,60 |
| S20K230 | B72220S0231K101 | 230 | 300 | 8000 | 130,0 | 1,00 |
| S05K250 | B72205S0251K101 | 250 | 320 | 400 | 8,2 | 0,10 |
| S07K250 | B72207S0251K101 | 250 | 320 | 1200 | 19,0 | 0,25 |
| S10K250 | B72210S0251K101 | 250 | 320 | 2500 | 38,0 | 0,40 |
| S14K250 | B72214S0251K101 | 250 | 320 | 4500 | 63,0 | 0,60 |
| S20K250 | B72220S0251K101 | 250 | 320 | 8000 | 140,0 | 1,00 |


Leaded Varistors
Standard Series
Characteristics ($T_A = 25\text{ }^\circ\text{C}$)

| Type (untaped) SIOV- | V_V (1 mA) V | ΔV_V (1 mA) % | Max. clamping voltage | | C_{typ} (1 kHz) pF | Derating curve Page | V/I char- acteristic Page |
|----------------------------|----------------------|-----------------------------|-----------------------|----------|----------------------------|---------------------------|---------------------------------|
| | | | v V | i A | | | |
| S05K115 | 180 | ± 10 | 300 | 5,0 | 110 | 247 | 274 |
| S07K115 | 180 | ± 10 | 300 | 10,0 | 220 | 247 | 275 |
| S10K115 | 180 | ± 10 | 300 | 25,0 | 445 | 248 | 276 |
| S14K115 | 180 | ± 10 | 300 | 50,0 | 730 | 250 | 277 |
| S20K115 | 180 | ± 10 | 300 | 100,0 | 1520 | 251 | 278 |
| S05K130 | 205 | ± 10 | 340 | 5,0 | 100 | 247 | 274 |
| S07K130 | 205 | ± 10 | 340 | 10,0 | 200 | 247 | 275 |
| S10K130 | 205 | ± 10 | 340 | 25,0 | 400 | 248 | 276 |
| S14K130 | 205 | ± 10 | 340 | 50,0 | 650 | 250 | 277 |
| S20K130 | 205 | ± 10 | 340 | 100,0 | 1340 | 252 | 278 |
| S05K140 | 220 | ± 10 | 360 | 5,0 | 95 | 247 | 274 |
| S07K140 | 220 | ± 10 | 360 | 10,0 | 180 | 247 | 275 |
| S10K140 | 220 | ± 10 | 360 | 25,0 | 370 | 248 | 276 |
| S14K140 | 220 | ± 10 | 360 | 50,0 | 610 | 250 | 277 |
| S20K140 | 220 | ± 10 | 360 | 100,0 | 1240 | 252 | 278 |
| S05K150 | 240 | ± 10 | 395 | 5,0 | 90 | 247 | 274 |
| S07K150 | 240 | ± 10 | 395 | 10,0 | 170 | 247 | 275 |
| S10K150 | 240 | ± 10 | 395 | 25,0 | 350 | 248 | 276 |
| S14K150 | 240 | ± 10 | 395 | 50,0 | 570 | 250 | 277 |
| S20K150 | 240 | ± 10 | 395 | 100,0 | 1160 | 252 | 278 |
| S05K175 | 270 | ± 10 | 455 | 5,0 | 75 | 247 | 274 |
| S07K175 | 270 | ± 10 | 455 | 10,0 | 150 | 247 | 275 |
| S10K175 | 270 | ± 10 | 455 | 25,0 | 300 | 248 | 276 |
| S14K175 | 270 | ± 10 | 455 | 50,0 | 490 | 250 | 277 |
| S20K175 | 270 | ± 10 | 455 | 100,0 | 1000 | 252 | 278 |
| S05K230 | 360 | ± 10 | 595 | 5,0 | 60 | 247 | 274 |
| S07K230 | 360 | ± 10 | 595 | 10,0 | 115 | 247 | 275 |
| S10K230 | 360 | ± 10 | 595 | 25,0 | 230 | 248 | 276 |
| S14K230 | 360 | ± 10 | 595 | 50,0 | 380 | 250 | 277 |
| S20K230 | 360 | ± 10 | 595 | 100,0 | 760 | 252 | 278 |
| S05K250 | 390 | ± 10 | 650 | 5,0 | 55 | 247 | 274 |
| S07K250 | 390 | ± 10 | 650 | 10,0 | 105 | 247 | 275 |
| S10K250 | 390 | ± 10 | 650 | 25,0 | 215 | 248 | 276 |
| S14K250 | 390 | ± 10 | 650 | 50,0 | 350 | 250 | 277 |
| S20K250 | 390 | ± 10 | 650 | 100,0 | 700 | 252 | 278 |


Leaded Varistors
Standard Series
Maximum ratings ($T_A = 85\text{ }^\circ\text{C}$)

| Type (untaped) SIOV- | Ordering code | V_{RMS} V | V_{DC} V | I_{max} 8/20 μs A | W_{max} (2 ms) J | P_{max} W |
|----------------------------|-----------------|----------------|---------------|--------------------------------------|--------------------------|----------------|
| S05K275 | B72205S0271K101 | 275 | 350 | 400 | 8,6 | 0,10 |
| S07K275 | B72207S0271K101 | 275 | 350 | 1200 | 21,0 | 0,25 |
| S10K275 | B72210S0271K101 | 275 | 350 | 2500 | 43,0 | 0,40 |
| S14K275 | B72214S0271K101 | 275 | 350 | 4500 | 71,0 | 0,60 |
| S20K275 | B72220S0271K101 | 275 | 350 | 8000 | 151,0 | 1,00 |
| S05K300 | B72205S0301K101 | 300 | 385 | 400 | 9,6 | 0,10 |
| S07K300 | B72207S0301K101 | 300 | 385 | 1200 | 23,0 | 0,25 |
| S10K300 | B72210S0301K101 | 300 | 385 | 2500 | 47,0 | 0,40 |
| S14K300 | B72214S0301K101 | 300 | 385 | 4500 | 76,0 | 0,60 |
| S20K300 | B72220S0301K101 | 300 | 385 | 8000 | 173,0 | 1,00 |
| S10K320 | B72210S0321K101 | 320 | 420 | 2500 | 50,0 | 0,40 |
| S14K320 | B72214S0321K101 | 320 | 420 | 4500 | 84,0 | 0,60 |
| S20K320 | B72220S0321K101 | 320 | 420 | 8000 | 184,0 | 1,00 |
| S05K385 | B72205S0381K101 | 385 | 505 | 400 | 13,0 | 0,10 |
| S07K385 | B72207S0381K101 | 385 | 505 | 1200 | 28,0 | 0,25 |
| S10K385 | B72210S0381K101 | 385 | 505 | 2500 | 40,0 | 0,40 |
| S14K385 | B72214S0381K101 | 385 | 505 | 4500 | 80,0 | 0,60 |
| S20K385 | B72220S0381K101 | 385 | 505 | 8000 | 150,0 | 1,00 |
| S05K420 | B72205S0421K101 | 420 | 560 | 400 | 14,0 | 0,10 |
| S07K420 | B72207S0421K101 | 420 | 560 | 1200 | 32,0 | 0,25 |
| S10K420 | B72210S0421K101 | 420 | 560 | 2500 | 45,0 | 0,40 |
| S14K420 | B72214S0421K101 | 420 | 560 | 4500 | 90,0 | 0,60 |
| S20K420 | B72220S0421K101 | 420 | 560 | 8000 | 175,0 | 1,00 |
| S05K440 | B72205S0441K101 | 440 | 585 | 400 | 16,0 | 0,10 |
| S07K440 | B72207S0441K101 | 440 | 585 | 1200 | 34,0 | 0,25 |
| S10K440 | B72210S0441K101 | 440 | 585 | 2500 | 47,0 | 0,40 |
| S14K440 | B72214S0441K101 | 440 | 585 | 4500 | 95,0 | 0,60 |
| S20K440 | B72220S0441K101 | 440 | 585 | 8000 | 185,0 | 1,00 |
| S05K460 | B72205S0461K101 | 460 | 615 | 400 | 18,0 | 0,10 |
| S07K460 | B72207S0461K101 | 460 | 615 | 1200 | 36,0 | 0,25 |
| S10K460 | B72210S0461K101 | 460 | 615 | 2500 | 50,0 | 0,40 |
| S14K460 | B72214S0461K101 | 460 | 615 | 4500 | 100,0 | 0,60 |
| S20K460 | B72220S0461K101 | 460 | 615 | 8000 | 195,0 | 1,00 |

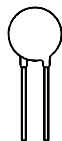


Leaded Varistors

Standard Series

Characteristics ($T_A = 25\text{ }^\circ\text{C}$)

| Type (untaped) SIOV- | V_V (1 mA) V | ΔV_V (1 mA) % | Max. clamping voltage | | C_{typ} (1 kHz) pF | Derating curve Page | V/I char- acteristic Page |
|----------------------------|----------------------|-----------------------------|-----------------------|----------|----------------------------|---------------------------|---------------------------------|
| | | | v V | i A | | | |
| S05K275 | 430 | ± 10 | 710 | 5,0 | 50 | 247 | 274 |
| S07K275 | 430 | ± 10 | 710 | 10,0 | 95 | 247 | 275 |
| S10K275 | 430 | ± 10 | 710 | 25,0 | 195 | 248 | 276 |
| S14K275 | 430 | ± 10 | 710 | 50,0 | 320 | 250 | 277 |
| S20K275 | 430 | ± 10 | 710 | 100,0 | 630 | 252 | 278 |
| S05K300 | 470 | ± 10 | 775 | 5,0 | 45 | 247 | 274 |
| S07K300 | 470 | ± 10 | 775 | 10,0 | 90 | 247 | 275 |
| S10K300 | 470 | ± 10 | 775 | 25,0 | 180 | 248 | 276 |
| S14K300 | 470 | ± 10 | 775 | 50,0 | 300 | 250 | 277 |
| S20K300 | 470 | ± 10 | 775 | 100,0 | 580 | 252 | 278 |
| S10K320 | 510 | ± 10 | 840 | 25,0 | 170 | 248 | 276 |
| S14K320 | 510 | ± 10 | 840 | 50,0 | 280 | 250 | 277 |
| S20K320 | 510 | ± 10 | 840 | 100,0 | 540 | 252 | 278 |
| S05K385 | 620 | ± 10 | 1025 | 5,0 | 40 | 247 | 274 |
| S07K385 | 620 | ± 10 | 1025 | 10,0 | 75 | 247 | 275 |
| S10K385 | 620 | ± 10 | 1025 | 25,0 | 150 | 249 | 276 |
| S14K385 | 620 | ± 10 | 1025 | 50,0 | 240 | 250 | 277 |
| S20K385 | 620 | ± 10 | 1025 | 100,0 | 450 | 252 | 278 |
| S05K420 | 680 | ± 10 | 1120 | 5,0 | 35 | 247 | 274 |
| S07K420 | 680 | ± 10 | 1120 | 10,0 | 65 | 247 | 275 |
| S10K420 | 680 | ± 10 | 1120 | 25,0 | 135 | 249 | 276 |
| S14K420 | 680 | ± 10 | 1120 | 50,0 | 220 | 250 | 277 |
| S20K420 | 680 | ± 10 | 1120 | 100,0 | 420 | 252 | 278 |
| S05K440 | 715 | ± 10 | 1180 | 5,0 | 32 | 247 | 274 |
| S07K440 | 715 | ± 10 | 1180 | 10,0 | 60 | 247 | 275 |
| S10K440 | 715 | ± 10 | 1180 | 25,0 | 125 | 249 | 276 |
| S14K440 | 715 | ± 10 | 1180 | 50,0 | 210 | 250 | 277 |
| S20K440 | 715 | ± 10 | 1180 | 100,0 | 400 | 252 | 278 |
| S05K460 | 750 | ± 10 | 1240 | 5,0 | 30 | 247 | 274 |
| S07K460 | 750 | ± 10 | 1240 | 10,0 | 55 | 247 | 275 |
| S10K460 | 750 | ± 10 | 1240 | 25,0 | 120 | 249 | 276 |
| S14K460 | 750 | ± 10 | 1240 | 50,0 | 200 | 250 | 277 |
| S20K460 | 750 | ± 10 | 1240 | 100,0 | 380 | 252 | 278 |

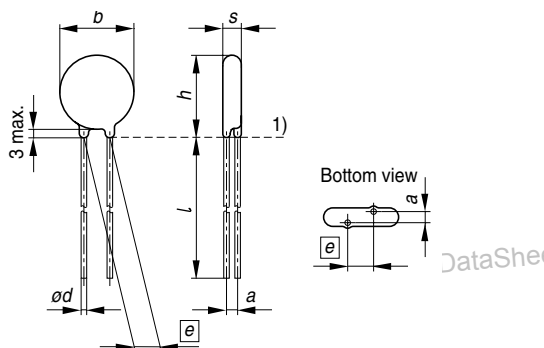

Leaded Varistors
Standard Series
Maximum ratings ($T_A = 85\text{ °C}$)

| Type (untaped) SIOV- | Ordering code | V_{RMS} | V_{DC} | i_{max} 8/20 μ s | W_{max} (2 ms) | P_{max} |
|----------------------------|-----------------|-----------|----------|---------------------------|---------------------|-----------|
| | | V | V | A | J | W |
| S10K510 | B72210S0511K101 | 510 | 670 | 2500 | 55,0 | 0,40 |
| S14K510 | B72214S0511K101 | 510 | 670 | 4500 | 110,0 | 0,60 |
| S20K510 | B72220S0511K101 | 510 | 670 | 6500 | 190,0 | 1,00 |
| S10K550 | B72210S0551K101 | 550 | 745 | 2500 | 60,0 | 0,40 |
| S14K550 | B72214S0551K101 | 550 | 745 | 4500 | 120,0 | 0,60 |
| S20K550 | B72220S0551K101 | 550 | 745 | 6500 | 210,0 | 1,00 |
| S10K625 | B72210S0621K101 | 625 | 825 | 2500 | 68,0 | 0,40 |
| S14K625 | B72214S0621K101 | 625 | 825 | 4500 | 130,0 | 0,60 |
| S20K625 | B72220S0621K101 | 625 | 825 | 6500 | 230,0 | 1,00 |
| S10K680 | B72210S0681K101 | 680 | 895 | 2500 | 72,0 | 0,40 |
| S14K680 | B72214S0681K101 | 680 | 895 | 4500 | 140,0 | 0,60 |
| S20K680 | B72220S0681K101 | 680 | 895 | 6500 | 250,0 | 1,00 |
| S14K1000 ¹⁾ | B72214S0102K101 | 1100 | 1465 | 4500 | 230,0 | 0,60 |
| S20K1000 ¹⁾ | B72220S0102K101 | 1100 | 1465 | 6500 | 410,0 | 1,00 |

Characteristics ($T_A = 25\text{ °C}$)

| Type (untaped) SIOV- | V_V (1 mA) V | ΔV_V (1 mA) % | Max. clamping voltage | | C_{typ} (1 kHz) pF | Derating curve Page | V/I char- acteristic Page |
|----------------------------|----------------------|-----------------------------|-----------------------|----------|----------------------------|---------------------------|---------------------------------|
| | | | v V | i A | | | |
| S10K510 | 820 | ± 10 | 1355 | 25,0 | 110 | 249 | 276 |
| S14K510 | 820 | ± 10 | 1355 | 50,0 | 180 | 250 | 277 |
| S20K510 | 820 | ± 10 | 1355 | 100,0 | 340 | 253 | 278 |
| S10K550 | 910 | ± 10 | 1500 | 25,0 | 105 | 249 | 276 |
| S14K550 | 910 | ± 10 | 1500 | 50,0 | 170 | 250 | 277 |
| S20K550 | 910 | ± 10 | 1500 | 100,0 | 320 | 253 | 278 |
| S10K625 | 1000 | ± 10 | 1650 | 25,0 | 90 | 249 | 276 |
| S14K625 | 1000 | ± 10 | 1650 | 50,0 | 150 | 250 | 277 |
| S20K625 | 1000 | ± 10 | 1650 | 100,0 | 280 | 253 | 278 |
| S10K680 | 1100 | ± 10 | 1815 | 25,0 | 85 | 249 | 276 |
| S14K680 | 1100 | ± 10 | 1815 | 50,0 | 140 | 250 | 277 |
| S20K680 | 1100 | ± 10 | 1815 | 100,0 | 250 | 253 | 278 |
| S14K1000 ¹⁾ | 1800 | ± 10 | 2970 | 50,0 | 100 | 250 | 277 |
| S20K1000 ¹⁾ | 1800 | ± 10 | 2970 | 100,0 | 170 | 253 | 278 |

1) Operating voltage differs from type designation.



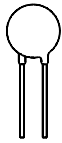
1) Seating plane according to IEC 60717

VAR0408-C

Dimensions

| Type | $e \pm 1$ mm | $a \pm 1$ mm | b_{\max} mm | s_{\max} mm | h_{\max} mm | l_{\min} mm | $d \pm 0,05$ mm |
|-------------|-----------------|-----------------|------------------|------------------|------------------|------------------|--------------------|
| SIOV-S05K11 | 5,0 | 1,2 | 7,0 | 3,3 | 8,5 | 30,0 | 0,6 |
| SIOV-S07K11 | 5,0 | 1,2 | 9,0 | 3,4 | 11,0 | 30,0 | 0,6 |
| SIOV-S10K11 | 7,5 (5) | 1,4 (1,2) | 12,0 | 4,0 (3,6) | 14,5 | 30,0 (*) | 0,8 (0,6) |
| SIOV-S14K11 | 7,5 | 1,4 | 15,5 | 4,0 | 18,5 | 30,0 | 0,8 |
| SIOV-S20K11 | 10,0 | 1,5 | 21,5 | 4,5 | 25,5 | 30,0 | 1,0 |
| SIOV-S05K14 | 5,0 | 1,3 | 7,0 | 3,4 | 8,5 | 30,0 | 0,6 |
| SIOV-S07K14 | 5,0 | 1,3 | 9,0 | 3,5 | 11,0 | 30,0 | 0,6 |
| SIOV-S10K14 | 7,5 (5) | 1,5 (1,3) | 12,0 | 4,2 (3,8) | 14,5 | 30,0 (*) | 0,8 (0,6) |
| SIOV-S14K14 | 7,5 | 1,5 | 15,5 | 4,2 | 18,5 | 30,0 | 0,8 |
| SIOV-S20K14 | 10,0 | 1,6 | 21,5 | 4,6 | 25,5 | 30,0 | 1,0 |
| SIOV-S05K17 | 5,0 | 1,4 | 7,0 | 3,5 | 8,5 | 30,0 | 0,6 |
| SIOV-S07K17 | 5,0 | 1,4 | 9,0 | 3,6 | 11,0 | 30,0 | 0,6 |
| SIOV-S10K17 | 7,5 (5) | 1,6 (1,4) | 12,0 | 4,4 (4,0) | 14,5 | 30,0 (*) | 0,8 (0,6) |
| SIOV-S14K17 | 7,5 | 1,7 | 15,5 | 4,4 | 18,5 | 30,0 | 0,8 |
| SIOV-S20K17 | 10,0 | 1,8 | 21,5 | 4,8 | 25,5 | 30,0 | 1,0 |
| SIOV-S05K20 | 5,0 | 1,2 | 7,0 | 3,5 | 8,5 | 30,0 | 0,6 |
| SIOV-S07K20 | 5,0 | 1,2 | 9,0 | 3,6 | 11,0 | 30,0 | 0,6 |
| SIOV-S10K20 | 7,5 (5) | 1,8 (1,6) | 12,0 | 4,5 (4,1) | 14,5 | 30,0 (*) | 0,8 (0,6) |
| SIOV-S14K20 | 7,5 | 1,9 | 15,5 | 4,6 | 18,5 | 30,0 | 0,8 |
| SIOV-S20K20 | 10,0 | 2,1 | 21,5 | 5,1 | 25,5 | 30,0 | 1,0 |

Dimensions in () apply to the taped version with 5 mm lead spacing. For (*) see chapter "Taping", page 206 ff.


Leaded Varistors
Standard Series
Dimensions

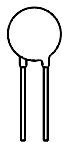
| Type | $e \pm 1$ mm | $a \pm 1$ mm | b_{\max} mm | s_{\max} mm | h_{\max} mm | l_{\min} mm | $d \pm 0,05$ mm |
|-------------|-----------------|-----------------|------------------|------------------|------------------|------------------|--------------------|
| SIOV-S05K25 | 5,0 | 1,3 | 7,0 | 3,6 | 8,5 | 30,0 | 0,6 |
| SIOV-S07K25 | 5,0 | 1,3 | 9,0 | 3,7 | 11,0 | 30,0 | 0,6 |
| SIOV-S10K25 | 7,5 (5) | 1,6 (1,4) | 12,0 | 4,2 (3,8) | 14,5 | 30,0 (*) | 0,8 (0,6) |
| SIOV-S14K25 | 7,5 | 1,7 | 15,5 | 4,2 | 18,5 | 30,0 | 0,8 |
| SIOV-S20K25 | 10,0 | 1,8 | 21,5 | 4,7 | 25,5 | 30,0 | 1,0 |
| SIOV-S05K30 | 5,0 | 1,5 | 7,0 | 3,6 | 8,5 | 30,0 | 0,6 |
| SIOV-S07K30 | 5,0 | 1,5 | 9,0 | 3,7 | 11,0 | 30,0 | 0,6 |
| SIOV-S10K30 | 7,5 (5) | 1,7 (1,5) | 12,0 | 4,4 (4,0) | 14,5 | 30,0 (*) | 0,8 (0,6) |
| SIOV-S14K30 | 7,5 | 1,8 | 15,5 | 4,4 | 18,5 | 30,0 | 0,8 |
| SIOV-S20K30 | 10,0 | 2,0 | 21,5 | 4,9 | 25,5 | 30,0 | 1,0 |
| SIOV-S05K35 | 5,0 | 1,6 | 7,0 | 3,7 | 8,5 | 30,0 | 0,6 |
| SIOV-S07K35 | 5,0 | 1,6 | 9,0 | 3,9 | 11,0 | 30,0 | 0,6 |
| SIOV-S10K35 | 7,5 (5) | 1,8 (1,6) | 12,0 | 4,4 (4,0) | 14,5 | 30,0 (*) | 0,8 (0,6) |
| SIOV-S14K35 | 7,5 | 2,0 | 15,5 | 4,5 | 18,5 | 30,0 | 0,8 |
| SIOV-S20K35 | 10,0 | 2,2 | 21,5 | 5,1 | 25,5 | 30,0 | 1,0 |
| SIOV-S05K40 | 5,0 | 1,8 | 7,0 | 3,9 | 8,5 | 30,0 | 0,6 |
| SIOV-S07K40 | 5,0 | 1,8 | 9,0 | 4,1 | 11,0 | 30,0 | 0,6 |
| SIOV-S10K40 | 7,5 (5) | 2,1 (1,9) | 12,0 | 4,8 (4,4) | 14,5 | 30,0 (*) | 0,8 (0,6) |
| SIOV-S14K40 | 7,5 | 2,2 | 15,5 | 4,9 | 18,5 | 30,0 | 0,8 |
| SIOV-S20K40 | 10,0 | 2,4 | 21,5 | 5,4 | 25,5 | 30,0 | 1,0 |
| SIOV-S05K50 | 5,0 | 1,2 | 7,0 | 3,3 | 8,5 | 30,0 | 0,6 |
| SIOV-S07K50 | 5,0 | 1,2 | 9,0 | 3,3 | 11,0 | 30,0 | 0,6 |
| SIOV-S10K50 | 7,5 (5) | 1,4 (1,2) | 12,0 | 3,9 (3,5) | 14,5 | 30,0 (*) | 0,8 (0,6) |
| SIOV-S14K50 | 7,5 | 1,4 | 15,5 | 3,9 | 18,5 | 30,0 | 0,8 |
| SIOV-S20K50 | 10,0 | 1,5 | 21,5 | 4,3 | 25,5 | 30,0 | 1,0 |
| SIOV-S05K60 | 5,0 | 1,2 | 7,0 | 3,3 | 8,5 | 30,0 | 0,6 |
| SIOV-S07K60 | 5,0 | 1,2 | 9,0 | 3,3 | 11,0 | 30,0 | 0,6 |
| SIOV-S10K60 | 7,5 (5) | 1,4 (1,2) | 12,0 | 4,0 (3,6) | 14,5 | 30,0 (*) | 0,8 (0,6) |
| SIOV-S14K60 | 7,5 | 1,5 | 15,5 | 4,0 | 18,5 | 30,0 | 0,8 |
| SIOV-S20K60 | 10,0 | 1,6 | 21,5 | 4,4 | 25,5 | 30,0 | 1,0 |
| SIOV-S05K75 | 5,0 | 1,3 | 7,0 | 3,4 | 8,5 | 30,0 | 0,6 |
| SIOV-S07K75 | 5,0 | 1,3 | 9,0 | 3,6 | 11,0 | 30,0 | 0,6 |
| SIOV-S10K75 | 7,5 (5) | 1,5 (1,3) | 12,0 | 4,2 (3,8) | 14,5 | 30,0 (*) | 0,8 (0,6) |
| SIOV-S14K75 | 7,5 | 1,5 | 15,5 | 4,2 | 18,5 | 30,0 | 0,8 |
| SIOV-S20K75 | 10,0 | 1,6 | 21,5 | 4,6 | 25,5 | 30,0 | 1,0 |

Dimensions in () apply to the taped version with 5 mm lead spacing. For (*) see chapter "Taping", page 206 ff.


Leaded Varistors
Standard Series
Dimensions

| Type | $e \pm 1$ mm | $a \pm 1$ mm | b_{\max} mm | s_{\max} mm | h_{\max} mm | l_{\min} mm | $d \pm 0,05$ mm |
|--------------|-----------------|-----------------|------------------|------------------|------------------|------------------|--------------------|
| SIOV-S05K95 | 5,0 | 1,3 | 7,0 | 3,4 | 8,5 | 30,0 | 0,6 |
| SIOV-S07K95 | 5,0 | 1,3 | 9,0 | 3,4 | 11,0 | 30,0 | 0,6 |
| SIOV-S10K95 | 7,5 (5) | 1,5 (1,3) | 12,0 | 4,0 (3,6) | 14,5 | 30,0 (*) | 0,8 (0,6) |
| SIOV-S14K95 | 7,5 | 1,5 | 15,5 | 4,0 | 18,5 | 30,0 | 0,8 |
| SIOV-S20K95 | 10,0 | 1,6 | 21,5 | 4,5 | 25,5 | 30,0 | 1,0 |
| SIOV-S05K115 | 5,0 | 1,5 | 7,0 | 3,6 | 8,5 | 30,0 | 0,6 |
| SIOV-S07K115 | 5,0 | 1,5 | 9,0 | 3,6 | 11,0 | 30,0 | 0,6 |
| SIOV-S10K115 | 7,5 (5) | 1,6 (1,4) | 12,0 | 4,2 (3,8) | 14,5 | 30,0 (*) | 0,8 (0,6) |
| SIOV-S14K115 | 7,5 | 1,7 | 15,5 | 4,2 | 18,5 | 30,0 | 0,8 |
| SIOV-S20K115 | 10,0 | 1,8 | 21,5 | 4,6 | 25,5 | 30,0 | 1,0 |
| SIOV-S05K130 | 5,0 | 1,6 | 7,0 | 3,6 | 8,5 | 30,0 | 0,6 |
| SIOV-S07K130 | 5,0 | 1,6 | 9,0 | 3,6 | 11,0 | 30,0 | 0,6 |
| SIOV-S10K130 | 7,5 (5) | 1,8 (1,6) | 12,0 | 4,2 (3,8) | 14,5 | 30,0 (*) | 0,8 (0,6) |
| SIOV-S14K130 | 7,5 | 1,9 | 15,5 | 4,2 | 18,5 | 30,0 | 0,8 |
| SIOV-S20K130 | 10,0 | 2,0 | 21,5 | 4,7 | 25,5 | 30,0 | 1,0 |
| SIOV-S05K140 | 5,0 | 1,7 | 7,0 | 3,7 | 8,5 | 30,0 | 0,6 |
| SIOV-S07K140 | 5,0 | 1,7 | 9,0 | 3,7 | 11,0 | 30,0 | 0,6 |
| SIOV-S10K140 | 7,5 (5) | 1,9 (1,7) | 12,0 | 4,3 (3,9) | 14,5 | 30,0 (*) | 0,8 (0,6) |
| SIOV-S14K140 | 7,5 | 2,0 | 15,5 | 4,3 | 18,5 | 30,0 | 0,8 |
| SIOV-S20K140 | 10,0 | 2,1 | 21,5 | 4,8 | 25,5 | 30,0 | 1,0 |
| SIOV-S05K150 | 5,0 | 1,8 | 7,0 | 3,8 | 8,5 | 30,0 | 0,6 |
| SIOV-S07K150 | 5,0 | 1,8 | 9,0 | 3,8 | 11,0 | 30,0 | 0,6 |
| SIOV-S10K150 | 7,5 (5) | 2,0 (1,8) | 12,0 | 4,4 (4,0) | 14,5 | 30,0 (*) | 0,8 (0,6) |
| SIOV-S14K150 | 7,5 | 2,1 | 15,5 | 4,4 | 18,5 | 30,0 | 0,8 |
| SIOV-S20K150 | 10,0 | 2,2 | 21,5 | 4,9 | 25,5 | 30,0 | 1,0 |
| SIOV-S05K175 | 5,0 | 2,0 | 7,0 | 3,9 | 8,5 | 30,0 | 0,6 |
| SIOV-S07K175 | 5,0 | 2,0 | 9,0 | 4,0 | 11,0 | 30,0 | 0,6 |
| SIOV-S10K175 | 7,5 (5) | 2,2 (2,0) | 12,0 | 4,6 (4,2) | 14,5 | 30,0 (*) | 0,8 (0,6) |
| SIOV-S14K175 | 7,5 | 2,2 | 15,5 | 4,6 | 18,5 | 30,0 | 0,8 |
| SIOV-S20K175 | 10,0 | 2,3 | 21,5 | 5,0 | 25,5 | 30,0 | 1,0 |
| SIOV-S05K230 | 5,0 | 1,8 | 7,0 | 4,0 | 8,5 | 30,0 | 0,6 |
| SIOV-S07K230 | 5,0 | 1,8 | 9,0 | 4,0 | 11,0 | 30,0 | 0,6 |
| SIOV-S10K230 | 7,5 (5) | 2,0 (2,3) | 12,0 | 4,7 (4,3) | 14,5 | 30,0 (*) | 0,8 (0,6) |
| SIOV-S14K230 | 7,5 | 2,0 | 15,5 | 4,7 | 18,5 | 30,0 | 0,8 |
| SIOV-S20K230 | 10,0 | 2,1 | 21,5 | 5,1 | 25,5 | 30,0 | 1,0 |

Dimensions in () apply to the taped version with 5 mm lead spacing. For (*) see chapter "Taping", page 206 ff.


Leaded Varistors
Standard Series
Dimensions

| Type | $e \pm 1$ mm | $a \pm 1$ mm | b_{\max} mm | s_{\max} mm | h_{\max} mm | l_{\min} mm | $d \pm 0,05$ mm |
|--------------|-----------------|-----------------|------------------|------------------|------------------|------------------|--------------------|
| SIOV-S05K250 | 5,0 | 1,8 | 7,0 | 4,2 | 8,5 | 30,0 | 0,6 |
| SIOV-S07K250 | 5,0 | 1,8 | 9,0 | 4,2 | 11,0 | 30,0 | 0,6 |
| SIOV-S10K250 | 7,5 (5) | 2,0 (1,8) | 12,0 | 4,8 (4,4) | 14,5 | 30,0 (*) | 0,8 (0,6) |
| SIOV-S14K250 | 7,5 | 2,0 | 15,5 | 4,8 | 18,5 | 30,0 | 0,8 |
| SIOV-S20K250 | 10,0 | 2,2 | 21,5 | 5,3 | 25,5 | 30,0 | 1,0 |
| SIOV-S05K275 | 5,0 | 2,0 | 7,0 | 4,3 | 8,5 | 30,0 | 0,6 |
| SIOV-S07K275 | 5,0 | 2,0 | 9,0 | 4,4 | 11,0 | 30,0 | 0,6 |
| SIOV-S10K275 | 7,5 (5) | 2,2 (2,0) | 12,0 | 5,0 (4,6) | 14,5 | 30,0 (*) | 0,8 (0,6) |
| SIOV-S14K275 | 7,5 | 2,2 | 15,5 | 5,0 | 18,5 | 30,0 | 0,8 |
| SIOV-S20K275 | 10,0 | 2,3 | 21,5 | 5,4 | 25,5 | 30,0 | 1,0 |
| SIOV-S05K300 | 5,0 | 2,1 | 7,0 | 4,5 | 8,5 | 30,0 | 0,6 |
| SIOV-S07K300 | 5,0 | 2,1 | 9,0 | 4,5 | 11,0 | 30,0 | 0,6 |
| SIOV-S10K300 | 7,5 (5) | 2,3 (2,1) | 12,0 | 5,1 (4,7) | 14,5 | 30,0 (*) | 0,8 (0,6) |
| SIOV-S14K300 | 7,5 | 2,3 | 15,5 | 5,2 | 18,5 | 30,0 | 0,8 |
| SIOV-S20K300 | 10,0 | 2,4 | 21,5 | 5,6 | 25,5 | 30,0 | 1,0 |
| SIOV-S10K320 | 7,5 | 2,4 | 12,0 | 5,4 | 15,0 | 30,0 | 0,8 |
| SIOV-S14K320 | 7,5 | 2,4 | 15,5 | 5,4 | 19,0 | 30,0 | 0,8 |
| SIOV-S20K320 | 10,0 | 2,6 | 21,5 | 5,8 | 25,5 | 30,0 | 1,0 |
| SIOV-S05K385 | 5,0 | 2,5 | 7,0 | 5,1 | 9,0 | 30,0 | 0,6 |
| SIOV-S07K385 | 5,0 | 2,5 | 9,0 | 5,2 | 11,5 | 30,0 | 0,6 |
| SIOV-S10K385 | 7,5 | 2,7 | 12,0 | 5,8 | 15,0 | 30,0 | 0,8 |
| SIOV-S14K385 | 7,5 | 2,7 | 15,5 | 5,9 | 19,0 | 30,0 | 0,8 |
| SIOV-S20K385 | 10,0 | 2,8 | 21,5 | 6,3 | 26,0 | 30,0 | 1,0 |
| SIOV-S05K420 | 5,0 | 2,8 | 7,0 | 5,4 | 9,0 | 30,0 | 0,6 |
| SIOV-S07K420 | 5,0 | 2,8 | 9,0 | 5,4 | 11,5 | 30,0 | 0,6 |
| SIOV-S10K420 | 7,5 | 2,9 | 12,0 | 6,1 | 15,0 | 30,0 | 0,8 |
| SIOV-S14K420 | 7,5 | 2,9 | 15,5 | 6,1 | 19,0 | 30,0 | 0,8 |
| SIOV-S20K420 | 10,0 | 3,1 | 21,5 | 6,5 | 26,0 | 30,0 | 1,0 |
| SIOV-S05K440 | 5,0 | 2,8 | 7,0 | 5,5 | 9,0 | 30,0 | 0,6 |
| SIOV-S07K440 | 5,0 | 2,8 | 9,0 | 5,5 | 11,5 | 30,0 | 0,6 |
| SIOV-S10K440 | 7,5 | 3,0 | 12,0 | 6,2 | 15,0 | 30,0 | 0,8 |
| SIOV-S14K440 | 7,5 | 3,0 | 15,5 | 6,3 | 19,0 | 30,0 | 0,8 |
| SIOV-S20K440 | 10,0 | 3,1 | 21,5 | 6,7 | 26,0 | 30,0 | 1,0 |

Dimensions in () apply to the taped version with 5 mm lead spacing. For (*) see chapter "Taping", page 206 ff.


Leaded Varistors
Standard Series
Dimensions

| Type | $e \pm 1$ mm | $a \pm 1$ mm | b_{\max} mm | s_{\max} mm | h_{\max} mm | l_{\min} mm | $d \pm 0,05$ mm |
|---------------|-----------------|-----------------|------------------|------------------|------------------|------------------|--------------------|
| SIOV-S05K460 | 5,0 | 3,0 | 7,0 | 5,7 | 9,0 | 30,0 | 0,6 |
| SIOV-S07K460 | 5,0 | 3,0 | 9,0 | 5,7 | 11,5 | 30,0 | 0,6 |
| SIOV-S10K460 | 7,5 | 3,1 | 12,0 | 6,3 | 15,0 | 30,0 | 0,8 |
| SIOV-S14K460 | 7,5 | 3,1 | 15,5 | 6,4 | 19,0 | 30,0 | 0,8 |
| SIOV-S20K460 | 10,0 | 3,3 | 21,5 | 6,8 | 26,0 | 30,0 | 1,0 |
| SIOV-S10K510 | 7,5 | 3,4 | 12,0 | 6,7 | 15,0 | 30,0 | 0,8 |
| SIOV-S14K510 | 7,5 | 3,4 | 15,5 | 6,8 | 19,0 | 30,0 | 0,8 |
| SIOV-S20K510 | 10,0 | 3,5 | 21,5 | 7,1 | 26,0 | 30,0 | 1,0 |
| SIOV-S10K550 | 7,5 | 3,7 | 12,0 | 7,1 | 15,0 | 30,0 | 0,8 |
| SIOV-S14K550 | 7,5 | 3,7 | 15,5 | 7,2 | 19,0 | 30,0 | 0,8 |
| SIOV-S20K550 | 10,0 | 3,9 | 21,5 | 7,5 | 26,0 | 30,0 | 1,0 |
| SIOV-S10K625 | 7,5 | 4,0 | 12,0 | 7,5 | 15,0 | 30,0 | 0,8 |
| SIOV-S14K625 | 7,5 | 4,0 | 15,5 | 7,5 | 19,0 | 30,0 | 0,8 |
| SIOV-S20K625 | 10,0 | 4,2 | 21,5 | 7,9 | 26,0 | 30,0 | 1,0 |
| SIOV-S10K680 | 7,5 | 4,4 | 12,0 | 7,9 | 15,0 | 30,0 | 0,8 |
| SIOV-S14K680 | 7,5 | 4,4 | 15,5 | 8,0 | 19,0 | 30,0 | 0,8 |
| SIOV-S20K680 | 10,0 | 4,5 | 21,5 | 8,4 | 26,0 | 30,0 | 1,0 |
| SIOV-S14K1000 | 7,5 | 6,7 | 15,5 | 11,0 | 20,5 | 30,0 | 0,8 |
| SIOV-S20K1000 | 10,0 | 6,9 | 21,5 | 11,4 | 28,5 | 30,0 | 1,0 |

Weight

| Size | approx. | |
|-----------------|----------------|---|
| S05K11 ... 460 | 0,3 ... 0,7 g | The weight of varistors in between these voltage classes can be interpolated. |
| S07K11 ... 460 | 0,4 ... 1,1 g | |
| S10K11 ... 680 | 1,0 ... 3,0 g | |
| S14K11 ... 1000 | 1,4 ... 7,6 g | |
| S20K11 ... 1000 | 2,7 ... 15,7 g | |

Herausgegeben von EPCOS AG

Unternehmenskommunikation, Postfach 80 17 09, 81617 München, DEUTSCHLAND

☎ ++49 89 636 09, FAX (0 89) 636-2 26 89

© EPCOS AG 2002. Vervielfältigung, Veröffentlichung, Verbreitung und Verwertung dieser Broschüre und ihres Inhalts ohne ausdrückliche Genehmigung der EPCOS AG nicht gestattet.

Bestellungen unterliegen den vom ZVEI empfohlenen Allgemeinen Lieferbedingungen für Erzeugnisse und Leistungen der Elektroindustrie, soweit nichts anderes vereinbart wird.

Diese Broschüre ersetzt die vorige Ausgabe.

Fragen über Technik, Preise und Liefermöglichkeiten richten Sie bitte an den Ihnen nächstgelegenen Vertrieb der EPCOS AG oder an unsere Vertriebsgesellschaften im Ausland. Bauelemente können aufgrund technischer Erfordernisse Gefahrstoffe enthalten. Auskünfte darüber bitten wir unter Angabe des betreffenden Typs ebenfalls über die zuständige Vertriebsgesellschaft einzuholen.

Published by EPCOS AG

Corporate Communications, P.O. Box 80 17 09, 81617 Munich, GERMANY

☎ ++49 89 636 09, FAX (0 89) 636-2 26 89

© EPCOS AG 2002. Reproduction, publication and dissemination of this brochure and the information contained therein without EPCOS' prior express consent is prohibited.

Purchase orders are subject to the General Conditions for the Supply of Products and Services of the Electrical and Electronics Industry recommended by the ZVEI (German Electrical and Electronic Manufacturers' Association), unless otherwise agreed.

This brochure replaces the previous edition.

For questions on technology, prices and delivery please contact the Sales Offices of EPCOS AG or the international Representatives.

Due to technical requirements components may contain dangerous substances. For information on the type in question please also contact one of our Sales Offices.