

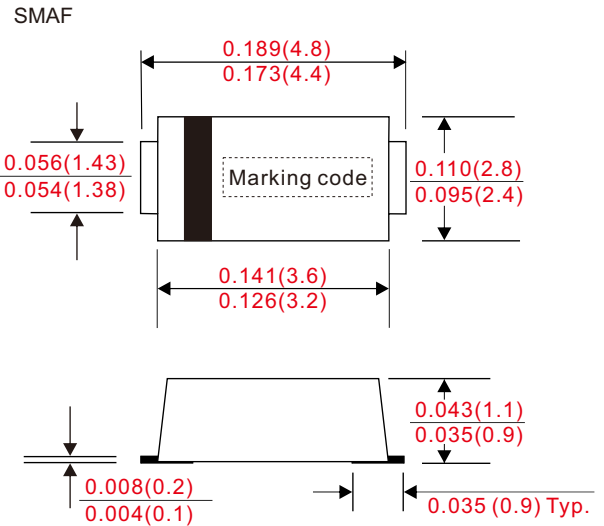
■ Features

- Low profile surface mounted application in order to optimize board space.
- Low power loss, high efficiency.
- High current capability, low forward voltage drop.
- Ultra high-speed switching.
- Silicon epitaxial planar chip, metal silicon junction.
- Lead free in compliance with EU RoHS.

■ Mechanical data

- Epoxy: UL94-V0 rated flame retardant
- Case : Molded plastic, SMAF
- Terminals : Solder plated, solderable per MIL-STD-750, Method 2026
- Polarity : Indicated by cathode band
- Weight : Approximated 0.027 gram

■ Outline



Dimensions in inches and (millimeters)

■ Maximum ratings and electrical characteristics

Rating at 25°C ambient temperature unless otherwise specified. Single phase, half wave, 60Hz, resistive or inductive load. For capacitive load, derate current by 20%.

Parameter	Conditions	Symbol	MIN.	TYP.	MAX.	UNIT
Average Rectified Output Current @ 90°C		I_o			1.0	A
Forward surge current	8.3ms single half sine-wave superimposed on rate load (JEDEC method)	I_{FSM}			25	A
Peak Reverse current @ 25°C	40V,60V	I_R			0.1	mA
	100V,150V,200V				0.05	
At Rated DC Blocking Voltage @ 100°C	40V,60V	I_R			10	mA
	100V,150V,200V				5	
Typical Junction capacitance		C_J		28		pF
Typical Thermal Resistance per leg		R_{BJL}		88		°C/W
Storage temperature		T_{STG}	-55		+150	°C

Symbol	Max. repetitive peak reverse voltage V_{RRM} (V)	Max. RMS voltage V_{RMS} (V)	Max. DC blocking voltage V_R (V)	Max. forward voltage @1A, $T_A = 25^\circ\text{C}$ V_F (V)	Operating temperature T_J (°C)
SK14MAFG	40	28	40	0.55	-55 ~ +150
SK16MAFG	60	42	60	0.70	
SK110MAFG	100	70	100	0.85	
SK115MAFG	150	105	150	0.92	
SK120MAFG	200	140	200		

■ Rating and characteristic curves

Fig. 1 Forward Current Derating Curve

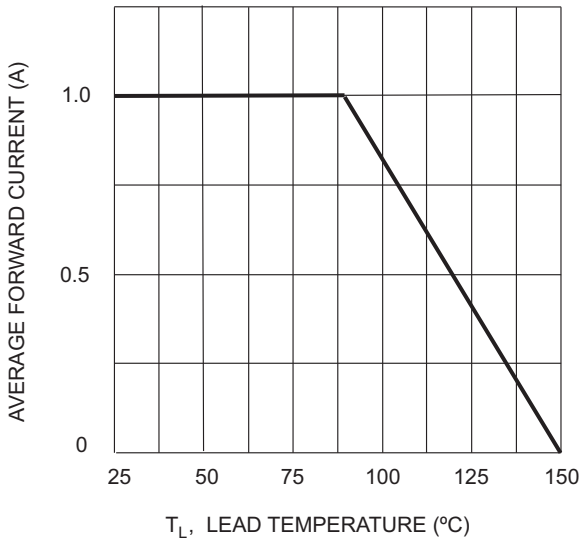


Fig. 2 Typ. Forward Characteristics

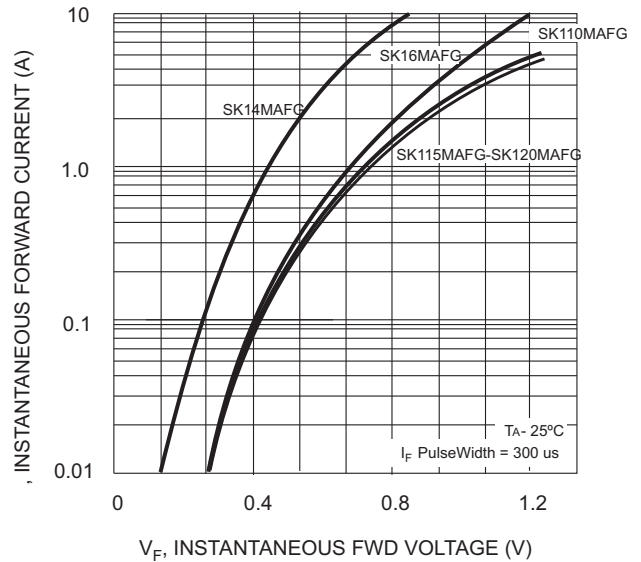


Fig. 3 Max Non-Repetitive Peak Fwd Surge Current

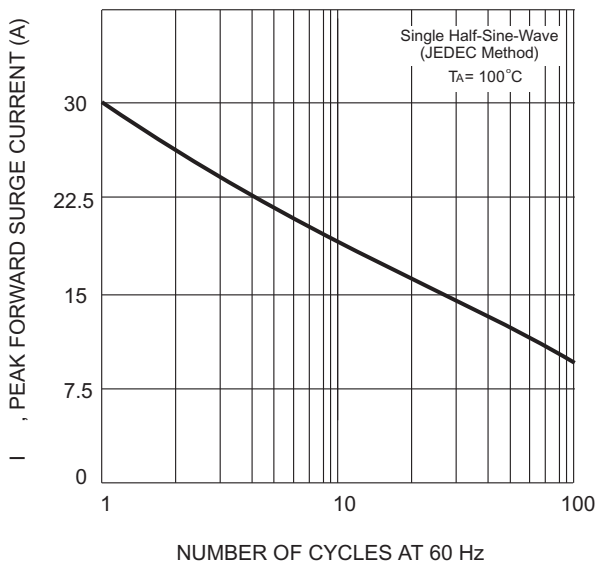
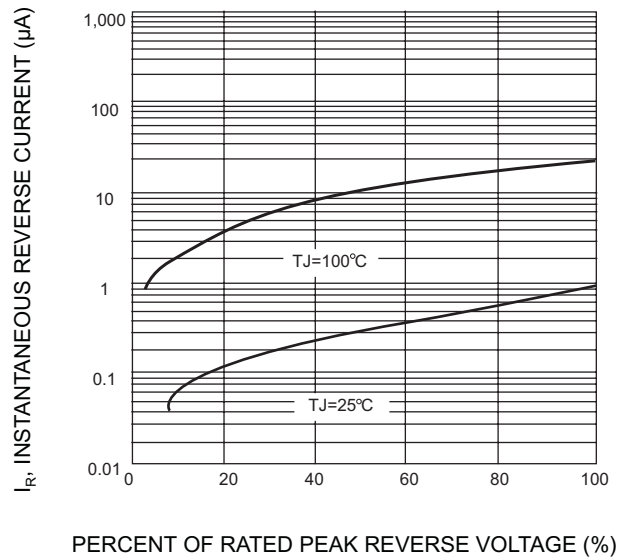


Fig. 4 Typical Reverse Characteristics (per element)



■ Marking Information



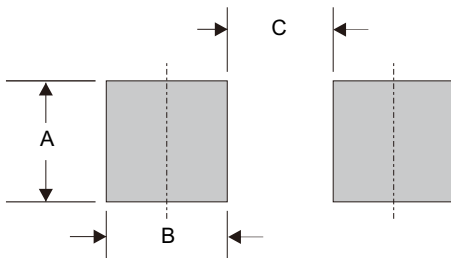
	Part number	Marking Code
Halogen free	SK14MAFG	S14
	SK16MAFG	S16
	SK110MAFG	S110
	SK115MAFG	S115
	SK120MAFG	S120

■ Ordering/Packing information

	Part number	Case	Q'TY/Reel (PCS)	Q'TY/Box (PCS)	Q'TY/Carton (PCS)
Halogen free	SK14MAFG	SMAF	10,000	20,000	160,000

Notes : 1. For packaging details please reference our website at <http://www.citcorp.com.tw/tchinese/products/index.php>

■ SMAF foot print



A	B	C
0.059 (1.50)	0.063 (1.60)	0.098 (2.50)

Dimensions in inches and (millimeters)

- CITC reserves the right to make changes to this document and its products and specifications at any time without notice.
- Customers should obtain and confirm the latest product information and specifications before final design, purchase or use.
- CITC makes no warranty, representation or guarantee regarding the suitability of its products for any particular purpose, nor does CITC assume any liability for application assistance or customer product design.
- CITC does not warrant or accept any liability with products which are purchased or used for any unintended or unauthorized application.
- No license is granted by implication or otherwise under any intellectual property rights of CITC.
- CITC products are not authorized for use as critical components in life support devices or systems without express written approval of CITC.