

Schottky Barrier Rectifiers

PRODUCT SUMMARY

Surface Mount
Reverse Voltage 20 to 60 Volts
Forward Current 2.0 Amperes



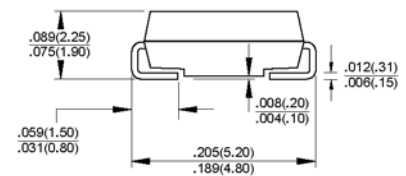
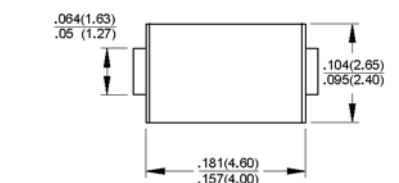
FEATURES

For surface mounted applications
Metal-Semiconductor junction with guardring
Epitaxial construction
Very low forward voltage drop
High current capability
Plastic material has UL flammability classification 94V-0
For use in low voltage, high frequency inverters, free wheeling, and polarity protection applications

MECHANICAL DATA

Case : JEDEC DO-214AC(SMA) molded plastic
Polarity : Indicated by cathode band
Weight : 0.002 ounce, 0.064 gram

DO-214AC (SMA)



Dimensions in inches and (millimeters)



Pb-free; RoHS-compliant

MAXIMUM RATINGS AND ELECTRICAL CHARACTERISTICS

Ratings at 25 °C ambient temperature unless otherwise specified.

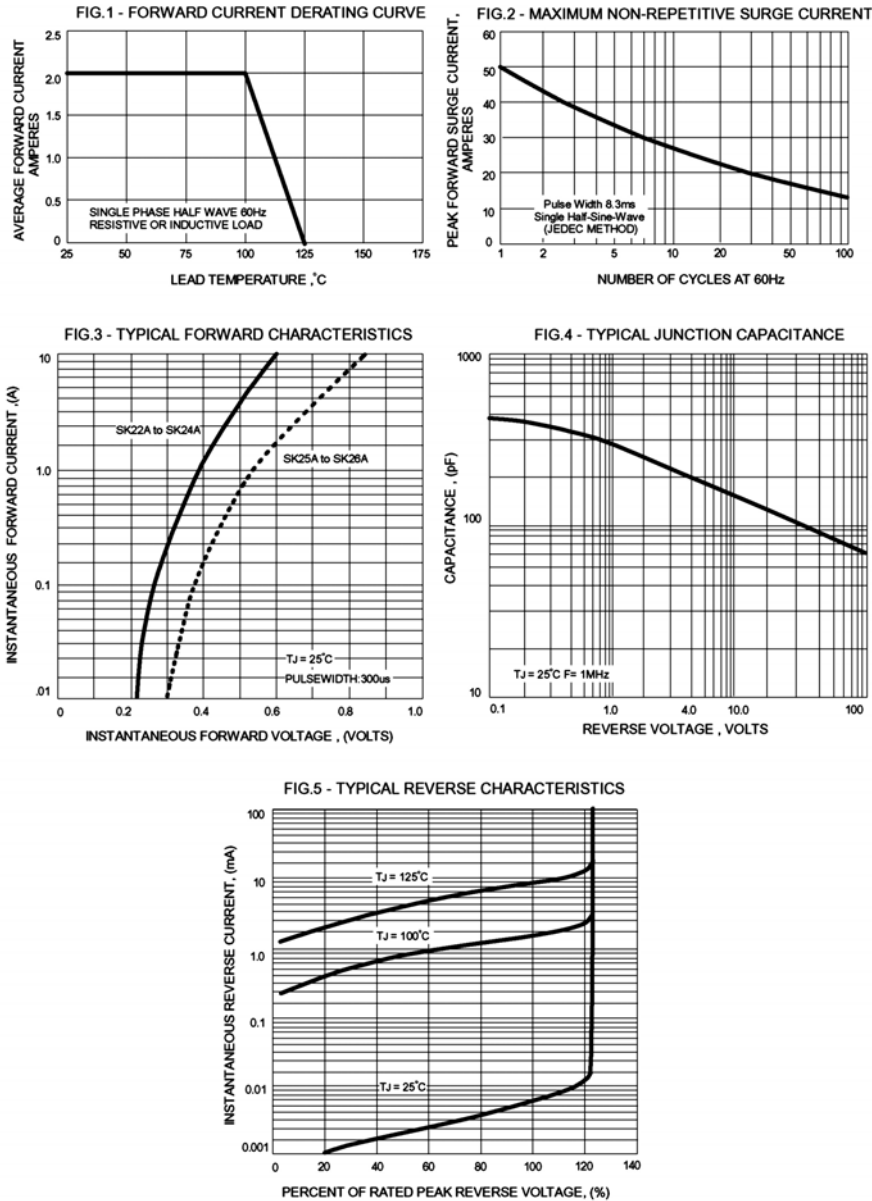
Single phase, half wave, 60 Hz, resistive or inductive load.

For capacitive load, derate current by 20%

Parameter	Symbols	SK22A	SK23A	SK24A	SK25A	SK26A	Units
Maximum repetitive peak reverse voltage	V_{RRM}	20	30	40	50	60	Volts
Maximum RMS voltage	V_{RMS}	14	21	28	35	42	Volts
Maximum DC blocking voltage	V_{DC}	20	30	40	50	60	Volts
Maximum average forward rectified current @ $T_L = 100^\circ\text{C}$	$I_{(AV)}$	2.0					Amps
Peak forward surge current 8.3ms single half sine-wave superimposed on rated load (JEDEC Method)	I_{FSM}	50.0					Amps
Maximum forward voltage at 2.0A DC	V_F	0.50			0.70		Volts
Maximum DC reverse current at rated DC blocking voltage @ $T_J = 25^\circ\text{C}$ @ $T_J = 100^\circ\text{C}$	I_R	0.5 20					mA
Typical junction capacitance (Note1)	C_J	200					pF
Typical thermal resistance (Note 2)	$R_{\theta JL}$	15					°C/W
Operating junction temperature range	T_J	-55 to +125					°C
Storage temperature range	T_{STG}	-55 to +150					°C

Notes: 1. Measured at 1.0MHz and applied reverse voltage of 4.0V DC.
2. Thermal Resistance Junction to Lead.

RATINGS AND CHARACTERISTIC CURVES



Information furnished by Silicon Standard Corporation is believed to be accurate and reliable. However, Silicon Standard Corporation makes no guarantee or warranty, expressed or implied, as to the reliability, accuracy, timeliness or completeness of such information and assumes no responsibility for its use, or for infringement of any patent or other intellectual property rights of third parties that may result from its use. Silicon Standard reserves the right to make changes as it deems necessary to any products described herein for any reason, including without limitation enhancement in reliability, functionality or design. No license is granted, whether expressly or by implication, in relation to the use of any products described herein or to the use of any information provided herein, under any patent or other intellectual property rights of Silicon Standard Corporation or any third parties.