



WILLAS



SK' 2A THRU SK' 20A

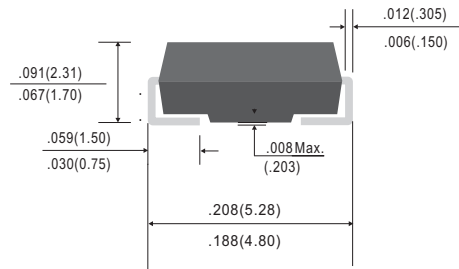
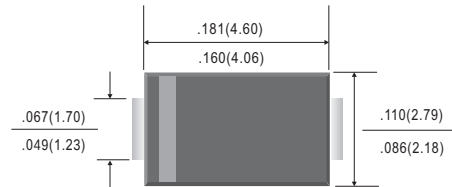
' \$5 SURFACE MOUNT SCHOTTKY BARRIER RECTIFIERS -20V- 200V SMA PACKAGE

FEATURES

- * Ideal for surface mounted applications
- * Low leakage current
- * Metallurgically bonded construction
- * High reliability
- * RoHS product for packing code suffix "G"
- Halogen free product for packing code suffix "H"
- * Moisture Sensitivity Level 1



SMA(DO-214AC)



Dimensions in inches and (millimeters)

MAXIMUM RATINGS AND ELECTRICAL CHARACTERISTICS

Ratings at 25°C ambient temperature unless otherwise specified.

Single phase half wave, 60Hz, resistive or inductive load.

For capacitive load, derate current by 20%

RATINGS	SYMBOL	SK32A	SK33A	SK34A	SK35A	SK36A	SK38A	SK310A	SK315A	SK320A	UNIT	
Marking Code		SK32A	SK33A	SK34A	SK35A	SK36A	SK38A	SK310A	SK315A	SK320A		
Maximum Recurrent Peak Reverse Voltage	V _{RRM}	20	30	40	50	60	80	100	150	200	Volts	
Maximum RMS Voltage	V _{RMS}	14	21	28	35	42	56	70	105	140	Volts	
Maximum DC Blocking Voltage	V _{DC}	20	30	40	50	60	80	100	150	200	Volts	
Maximum Average Forward Rectified Current	I _O	3.0									Amps	
Peak Forward Surge Current 8.3 ms single half sine-wave superimposed on rated load (JEDEC method)	I _{FSM}	80									Amps	
Typical Thermal Resistance (Note 2)	R _{ΘJA} /R _{ΘJC}	70/30									°C/W	
Typical Junction Capacitance (Note 1)	C _J	180			150		110		100	80	PF	
Operating Temperature Range	T _J	-55 to +125							-55 to +150			°C
Storage Temperature Range	T _{STG}	-55 to +150									°C	

CHARACTERISTICS	SYMBOL	SK32A	SK33A	SK34A	SK35A	SK36A	SK38A	SK310A	SK315A	SK320A	UNIT
Maximum Forward Voltage at 3.0A DC	V _F	0.55			0.70		0.85		0.87	0.90	Volts
Maximum Average Reverse Current at	I _R	@T _C =25°C				0.2				mAmps	
Rated DC Blocking Voltage		@T _C =100°C				5.0					

NOTES:

1- Measured at 1 MHz and applied reverse voltage of 4.0 VDC.

2- Thermal Resistance From Junction to Ambient

**.0A SURFACE MOUNT SCHOTTKY BARRIER RECTIFIERS -20V- 200V
SMA PACKAGE**

RATING AND CHARACTERISTIC CURVES

FIG. 1-TYPICAL FORWARD CURRENT DERATING CURVE

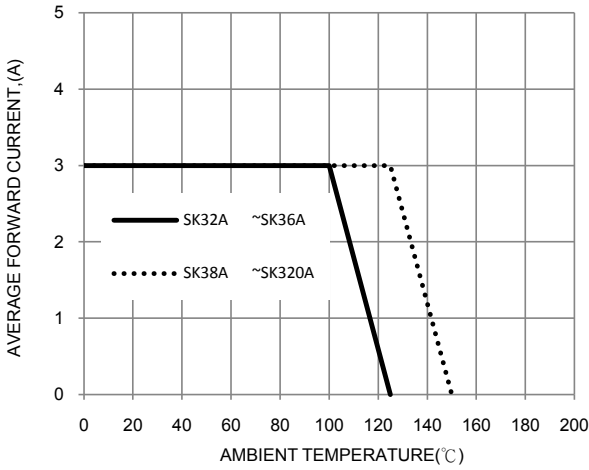


FIG. 2-TYPICAL FORWARD CHARACTERISTICS

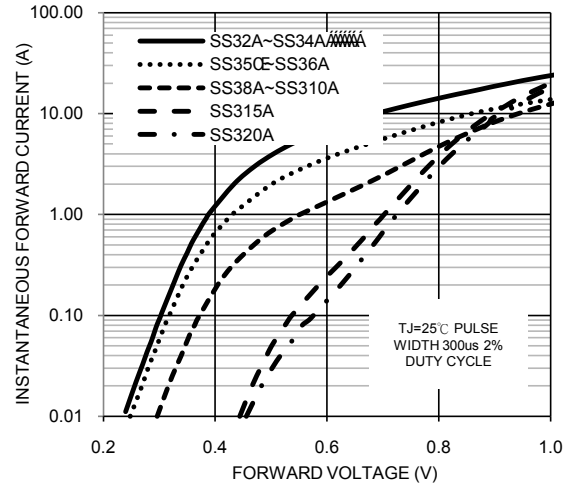


FIG. 3-MAXIMUM NON-REPETITIVE FORWARD SURGE CURRENT

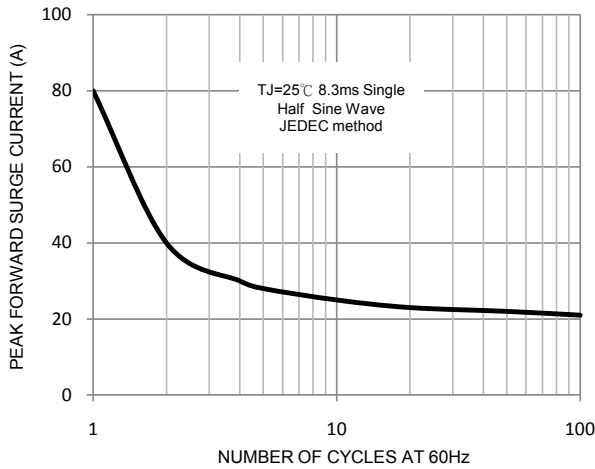


FIG. 4-TYPICAL REVERSE CHARACTERISTICS

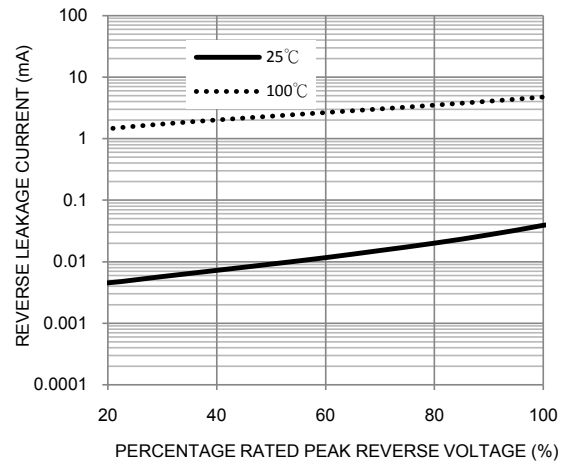
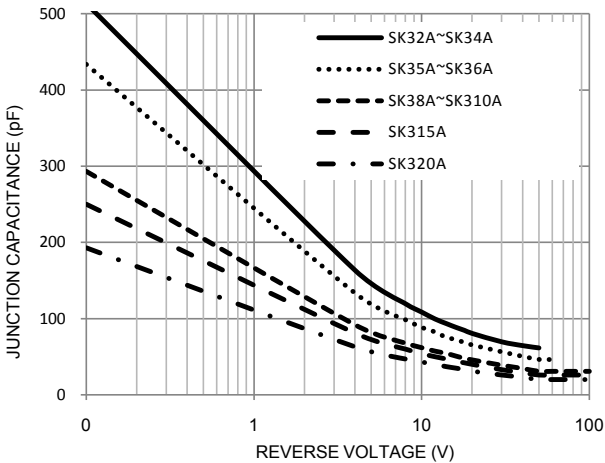


FIG. 5-TYPICAL JUNCTION CAPACITANCE





**.0A SURFACE MOUNT SCHOTTKY BARRIER RECTIFIERS -20V- 200V
SMA PACKAGE**

Ordering Information:

Device PN	Packing
Part Number -T ⁽¹⁾ G ⁽²⁾ -WS	Tape & Reel Packing :5000pcs/Reel

- Note:** 1. Packing code, T: Tape & 13" Reel Packing;
 2. RoHS product for packing code suffix "G", Halogen free product for packing code suffix "H" .

*****Disclaimer*****

WILLAS reserves the right to make changes without notice to any product specification herein, to make corrections, modifications, enhancements or other changes. WILLAS or anyone on its behalf assumes no responsibility or liability for any errors or inaccuracies. Data sheet specifications and its information contained are intended to provide a product description only. "Typical" parameters which may be included on WILLAS data sheets and/ or specifications can and do vary in different applications and actual performance may vary over time. WILLAS does not assume any liability arising out of the application or use of any product or circuit.

WILLAS products are not designed, intended or authorized for use in medical, life-saving implant or other applications intended for life-sustaining or other related applications where a failure or malfunction of component or circuitry may directly or indirectly cause injury or threaten a life without expressed written approval of WILLAS. Customers using or selling WILLAS components for use in such applications do so at their own risk and shall agree to fully indemnify WILLAS Inc and its subsidiaries harmless against all claims, damages and expenditures.