



SHUNRONG

TEL:+886-2-2914-6158
 +86-53188688995~7
 FAX:+886-2-2912-2453
 +86-0531-88688990

SK52B-L THRU SK520B-L

Features

- Lead Free Finish/Rohs Compliant (Note1) ("P" Suffix designates Compliant. See ordering information)
- High Current Capability
- For Surface Mount Applications
- Higher Temp Soldering : 260°C for 10 Seconds At Terminals
- Available on Tape and Reel
- Epoxy meets UL 94 V-0 flammability rating
- Moisture Sensitivity Level 1
- Halogen free available upon request by adding suffix "-HF"

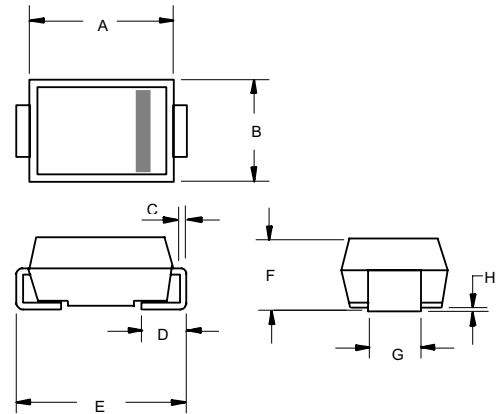
Maximum Ratings

- Operating Temperature: -55°C to +150°C
- Storage Temperature: -55°C to +150°C
- Maximum Thermal Resistance; 16°C/W Junction To Lead
 55°C/W Junction To Ambient

| Catalog Number | Device Marking | Maximum Recurrent Peak Reverse Voltage | Maximum RMS Voltage | Maximum DC Blocking Voltage |
|----------------|----------------|--|---------------------|-----------------------------|
| SK52B-L | SK52B | 20V | 14V | 20V |
| SK53B-L | SK53B | 30V | 21V | 30V |
| SK54B-L | SK54B | 40V | 28V | 40V |
| SK55B-L | SK55B | 50V | 35V | 50V |
| SK56B-L | SK56B | 60V | 42V | 60V |
| SK58B-L | SK58B | 80V | 56V | 80V |
| SK510B-L | SK510B | 100V | 70V | 100V |
| SK5150B-L | SK5150 | 150V | 105V | 150V |
| SK520B-L | SK520B | 200V | 140V | 200V |

5 Amp Schottky Rectifier 20 to 200 Volts

DO-214AA (SMB) (LEAD FRAME)

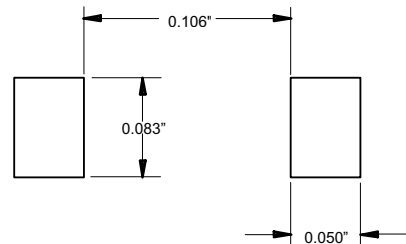


| DIM | DIMENSIONS | | | | NOTE |
|-----|------------|------|------|-------|------|
| | INCHES | | MM | | |
| | MIN | MAX | MIN | MAX | |
| A | .160 | .185 | 4.06 | 4.70 | |
| B | .130 | .155 | 3.30 | 3.94 | |
| C | .006 | .012 | 0.15 | 0.31 | |
| D | .030 | .060 | 0.76 | 1.52 | |
| E | .200 | .220 | 5.08 | 5.59 | |
| F | .079 | .096 | 2.00 | 2.44 | |
| G | .075 | .087 | 1.91 | 2.21 | |
| H | .002 | .008 | 0.05 | 0.203 | |

Electrical Characteristics @ 25°C Unless Otherwise Specified

| | | | |
|--|-------------|--------------------------------------|---|
| Average Forward Current | $I_{F(AV)}$ | 5.0A | $T_A = 120^\circ\text{C}$ |
| Peak Forward Surge Current | I_{FSM} | 100A | 8.3ms, half sine |
| Maximum Instantaneous Forward Voltage SK52B-L~54B-L SK55B-L~56B-L SK58B-L~510B-L SK5150B-L SK520B-L | V_F | .55V .75V .85V .87V .90V | $I_{FM} = 5.0A;$ $T_J = 25^\circ\text{C}$ |
| Maximum DC Reverse Current At Rated DC Blocking Voltage | I_R | 1.0mA 20mA | $T_J = 25^\circ\text{C}$ $T_J = 100^\circ\text{C}$ |
| Typical Junction Capacitance | C_J | 200pF | Measured at 1.0MHz, $V_R=4.0V$ |

SUGGESTED SOLDER PAD LAYOUT



*Pulse test: Pulse width 200 μsec , Duty cycle 2%

Note: 1. High Temperature Solder Exemptions Applied, see EU Directive Annex 7.

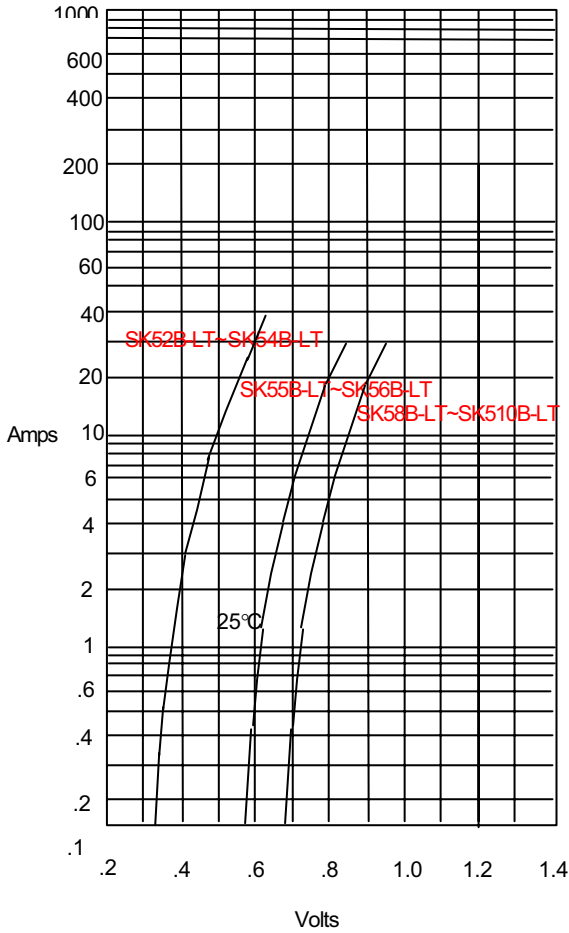


SHUNRONG

TEL:+886-2-2914-6158
+86-53188688995~7
FAX:+886-2-2912-2453
+86-0531-88688990

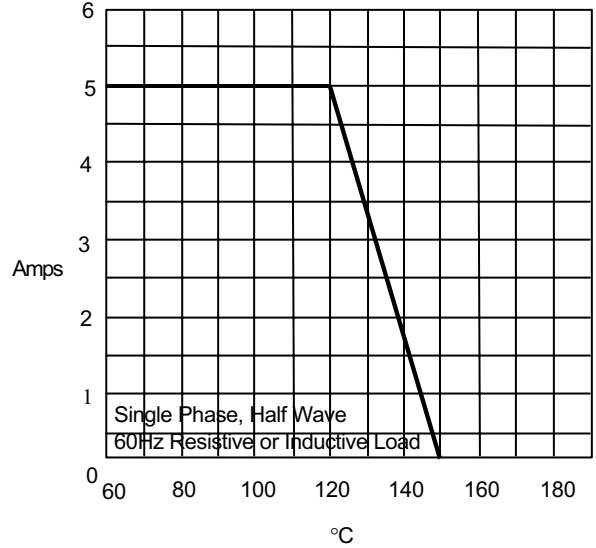
SK52B-L thru SK520B-L

Figure 1
Typical Forward Characteristics



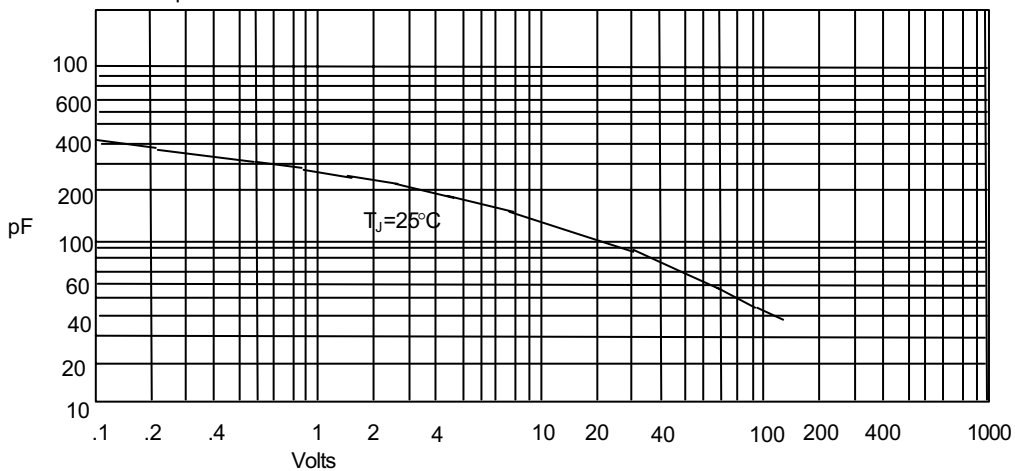
Instantaneous Forward Current - Amperes versus
Instantaneous Forward Voltage - Volts

Figure 2
Forward Derating Curve



Average Forward Rectified Current - Amperes versus
Ambient Temperature - °C

Figure 3
Junction Capacitance



Junction Capacitance - pF versus
Reverse Voltage - Volts

SK52B-L thru SK520B-L



SHUNRONG

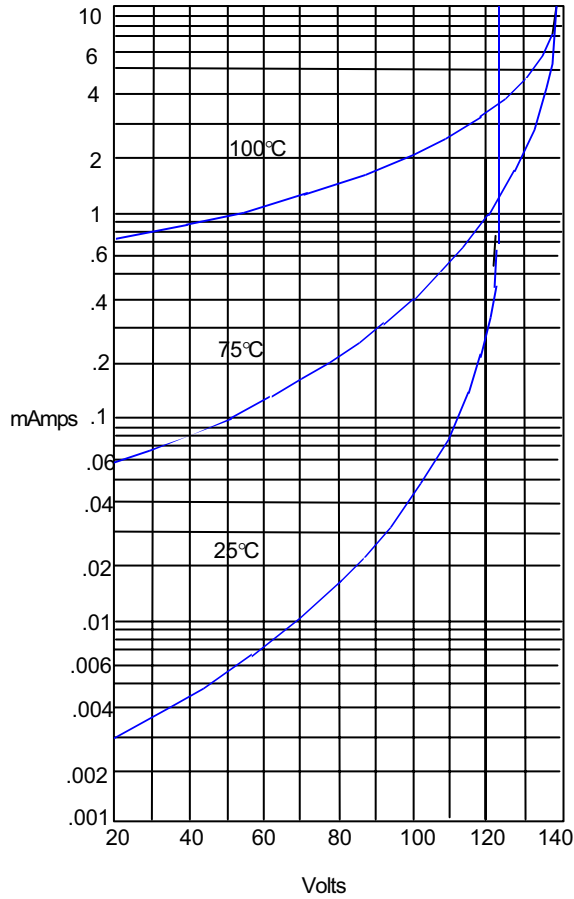
TEL:+886-2-2914-6158

+86-53188688995~7

FAX:+886-2-2912-2453

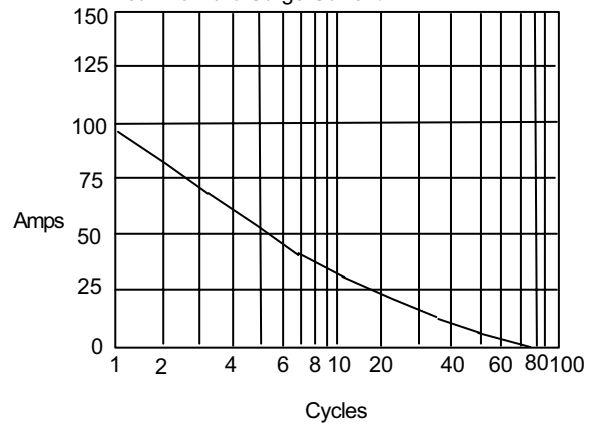
+86-0531-88688990

Figure 4
Typical Reverse Characteristics



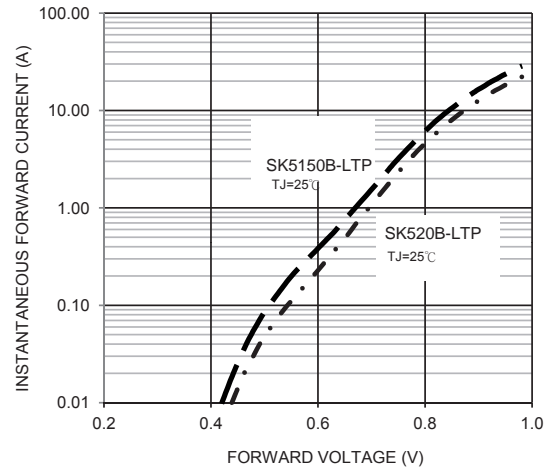
Instantaneous Reverse Leakage Current - MicroAmperes versus
Percent Of Rated Peak Reverse Voltage - Volts

Figure 5
Peak Forward Surge Current



Peak Forward Surge Current - Amperes versus
Number Of Cycles At 60Hz - Cycles

FIG. 6-TYPICAL FORWARD CHARACTERISTICS





SHUNRONG

TEL:+886-2-2914-6158

+86-53188688995~7

FAX:+886-2-2912-2453

+86-0531-88688990

Ordering Information :

| Device | Packing |
|----------------------|-----------------------|
| SK52B-LTP~SK520B-LTP | Tape&Reel: 3Kpcs/Reel |

Note : Adding "-HF" suffix for halogen free, eg. SK52B-LTP-HF~SK520B-LTP-HF