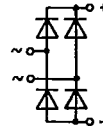


V _{RSM} V _{RRM}	V _{VRMS} V	I _D (T _{amb} = 45 °C) 1,2 A		
		Types	C _{max} μF	R _{min} Ω
100	40	SKB 1,2/01	5 000	0,5
200	80	SKB 1,2/02	3 300	0,8
400	125	SKB 1,2/04	1 600	1,5
800	250	SKB 1,2/08	800	3
1200	500	SKB 1,2/12	400	6
V _(BR) V	V _{VRMS} V	Avalanche Type		
1300	500	SKBa 1,2/13	400	6

Miniature Bridge Rectifiers

SKB 1,2
SKBa 1,2

T.23-05



Symbol	Conditions	SKB 1,2 SKBa 1,2
I _D	T _{amb} = 45 °C ¹⁾ 40 °C ¹⁾	1,2 A
I _{DCL}	T _{amb} = 45 °C ¹⁾ 40 °C ¹⁾	1 A
I _N	T _{amb} = 45 °C ¹⁾	1 A
I _{NCL}	T _{amb} = 45 °C ¹⁾	0,8 A
I _{FSM}	T _{vj} = 25 °C; 8,3 ms/10 ms	64 A/58 A
i ² t	T _{vj max} ; 8,3 ms/10 ms	55 A/50 A
	T _{vj} = 25 °C; 8,3 ... 10 ms	17 A ² s
P _{RSM}	T _{vj max} ; 8,3 ms... 10 ms	12,5 A ² s
	t _p = 10 μs; avalanche type	1000 W
V _F	T _{vj} = 25 °C; I _F = 10 A	1,35 V
V _(TO)	T _{vj max}	0,85 V
r _T	T _{vj max}	100 mW
I _{RD}	T _{vj} = 25 °C; V _{RD} = V _{RRM} ≤ 200 V	20 μA
	≥ 400 V	5 μA
t _{rr}	T _{vj max} ; V _{RD} = V _{RRM} ≤ 200 V	1 mA
	≥ 400 V	0,6 mA
f _g	T _{vj} = 25 °C; typ.	10 μs
R _{thja}		42 °C/W
T _{vj}		-40...+ 150 °C
T _{stg}		-55...+ 150 °C
RC	P _R = 1 W	10 nF+20 Ω
F _u		1,5 A
w		3 g
Case		G 1

Features

- Plastic case
- High blocking voltage
- SKBa with avalanche characteristics

Typical Applications

- Internal power supplies for electronic equipment
- DC power supplies
- Control equipment
- TV sets
- Avalanche type for inductive loads:
Solenoids,
Motor brakes

¹⁾ Mounted on a p.c.b.

T-23-05

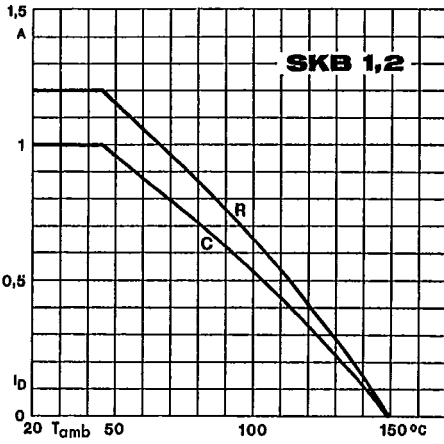


Fig. 1 Rated output current vs. ambient temperature

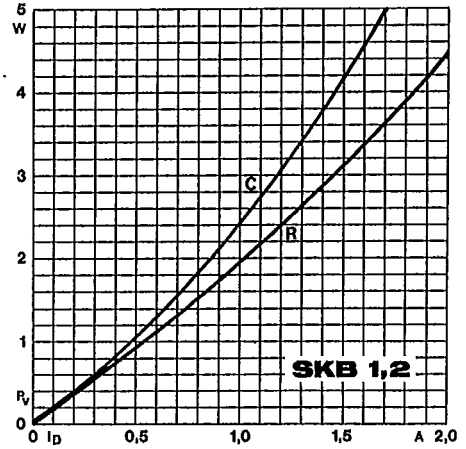


Fig. 2 Power dissipation vs. output current

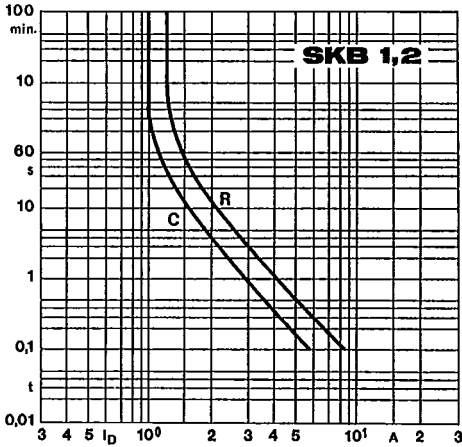


Fig. 6 Rated overload current vs. time

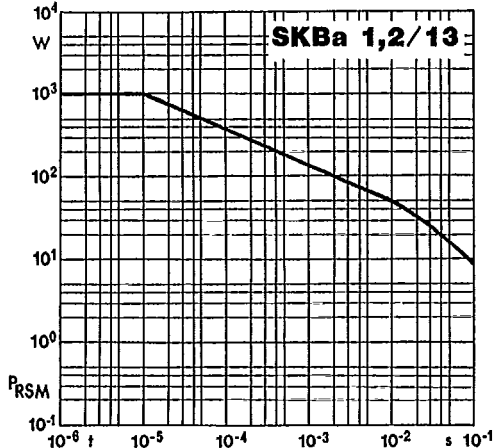


Fig. 7 Rated reverse power dissipation vs. time

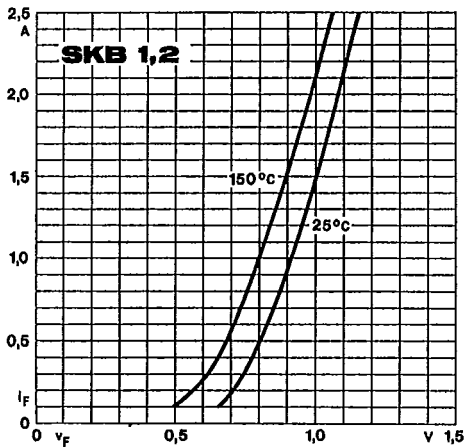
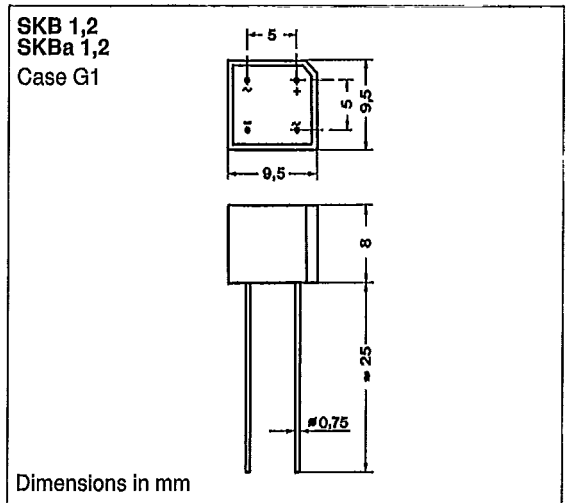


Fig. 9 Forward characteristics of a single diode



Dimensions in mm