

SKM 500GA123D



SEMITRANS® 4

IGBT Modules

SKM 500GA123D

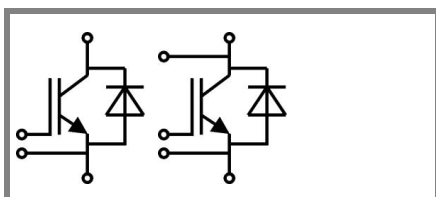
SKM 500GA123DS

Features

- MOS input (voltage controlled)
- N channel, homogeneous Si
- Low inductance case
- Very low tail current with low temperature dependence
- High short circuit capability, self limiting to $6 \times I_{Cnom}$
- Latch-up free
- Fast & soft CAL diodes
- Isolated copper baseplate using DBC Direct Copper Bonding Technology
- Large clearance (12 mm) and creepage distances (20 mm)

Typical Applications*

- AC inverter drives
- UPS



GA

GA...S

Absolute Maximum Ratings		$T_c = 25^\circ\text{C}$, unless otherwise specified			
Symbol	Conditions	Values		Units	
IGBT					
V_{CES}	$T_j = 25^\circ\text{C}$	1200		V	
I_C	$T_j = 150^\circ\text{C}$	$T_{case} = 25^\circ\text{C}$	500	A	
		$T_{case} = 80^\circ\text{C}$	420	A	
I_{CRM}	$I_{CRM} = 2 \times I_{Cnom}$	800		A	
V_{GES}		± 20		V	
t_{psc}	$V_{CC} = 600\text{ V}; V_{GE} \leq 20\text{ V}; T_j = 125^\circ\text{C}$ $V_{CES} < 1200\text{ V}$	10		μs	
Inverse Diode					
I_F	$T_j = 150^\circ\text{C}$	$T_{case} = 25^\circ\text{C}$	500	A	
		$T_{case} = 80^\circ\text{C}$	350	A	
I_{FRM}	$I_{FRM} = 2 \times I_{Fnom}$	800		A	
I_{FSM}	$t_p = 10\text{ ms}; \sin.$	$T_j = 150^\circ\text{C}$	3600		A
Module					
$I_{t(RMS)}$		500		A	
T_{vj}		- 40 ... + 150		$^\circ\text{C}$	
T_{stg}		- 40 ... + 125		$^\circ\text{C}$	
V_{isol}	AC, 1 min.	2500		V	

Characteristics		$T_c = 25^\circ\text{C}$, unless otherwise specified					
Symbol	Conditions	min.	typ.	max.	Units		
IGBT							
$V_{GE(th)}$	$V_{GE} = V_{CE}; I_C = 16\text{ mA}$	4,5	5,5	6,5	V		
I_{CES}	$V_{GE} = 0\text{ V}; V_{CE} = V_{CES}$	$T_j = 25^\circ\text{C}$		0,1	0,3	mA	
V_{CE0}		$T_j = 25^\circ\text{C}$		1,4	1,6	V	
		$T_j = 125^\circ\text{C}$		1,6	1,8	V	
r_{CE}	$V_{GE} = 15\text{ V}$	$T_j = 25^\circ\text{C}$		2,75	3,5	$\text{m}\Omega$	
		$T_j = 125^\circ\text{C}$		3,75	4,75	$\text{m}\Omega$	
$V_{CE(sat)}$	$I_{Cnom} = 400\text{ A}; V_{GE} = 15\text{ V}$	$T_j = ^\circ\text{C}_{chiplev.}$		2,5	3	V	
C_{ies}	$V_{CE} = 25; V_{GE} = 0\text{ V}$	$f = 1\text{ MHz}$		26	40	nF	
C_{oes}				4	5,2	nF	
C_{res}				2	2,6	nF	
R_{Gint}	$T_j = ^\circ\text{C}$			1,25		Ω	
$t_{d(on)}$	$R_{Gon} = 3,3\ \Omega$	$V_{CC} = 600\text{V}$ $I_C = 400\text{A}$			250	600	ns
t_r					170	340	ns
E_{on}					45		mJ
$t_{d(off)}$	$R_{Goff} = 3,3\ \Omega$	$T_j = 125^\circ\text{C}$ $V_{GE} = \pm 15\text{V}$			900	1100	ns
t_f					100	125	ns
E_{off}							mJ
$R_{th(j-c)}$	per IGBT			0,041		K/W	



SEMITRANS® 4

IGBT Modules

SKM 500GA123D

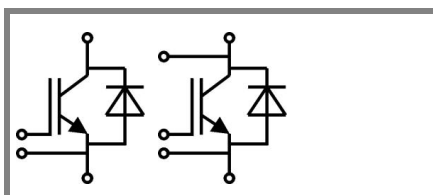
SKM 500GA123DS

Features

- MOS input (voltage controlled)
- N channel, homogeneous Si
- Low inductance case
- Very low tail current with low temperature dependence
- High short circuit capability, self limiting to $6 \times I_{cnom}$
- Latch-up free
- Fast & soft CAL diodes
- Isolated copper baseplate using DBC Direct Copper Bonding Technology
- Large clearance (12 mm) and creepage distances (20 mm)

Typical Applications*

- AC inverter drives
- UPS



GA

GA...S

Characteristics

Symbol	Conditions	min.	typ.	max.	Units
Inverse Diode					
$V_F = V_{EC}$	$I_{Fnom} = 400 \text{ A}; V_{GE} = 0 \text{ V}$	$T_j = 25 \text{ }^\circ\text{C}_{chiplev.}$	2	2,5	V
		$T_j = 125 \text{ }^\circ\text{C}_{chiplev.}$	1,8		V
V_{F0}		$T_j = 25 \text{ }^\circ\text{C}$	1,1	1,2	V
		$T_j = 125 \text{ }^\circ\text{C}$			V
r_F		$T_j = 25 \text{ }^\circ\text{C}$	2,3	3,3	mΩ
		$T_j = 125 \text{ }^\circ\text{C}$			mΩ
I_{RRM}	$I_F = 400 \text{ A}$	$T_j = 25 \text{ }^\circ\text{C}$	90		A
Q_{rr}	$di/dt = 2000 \text{ A}/\mu\text{s}$		15		μC
E_{rr}	$V_{GE} = 0 \text{ V}; V_{CC} = 600 \text{ V}$				mJ
$R_{th(j-c)D}$	per diode			0,09	K/W
Freewheeling Diode					
$V_F = V_{EC}$	$I_{Fnom} = \text{A}; V_{GE} = \text{V}$	$T_j = \text{ }^\circ\text{C}_{chiplev.}$			V
V_{F0}		$T_j = 25 \text{ }^\circ\text{C}$			V
		$T_j = 125 \text{ }^\circ\text{C}$			V
r_F		$T_j = 25 \text{ }^\circ\text{C}$			V
		$T_j = 125 \text{ }^\circ\text{C}$			V
I_{RRM}	$I_F = \text{A}$	$T_j = \text{ }^\circ\text{C}$			A
Q_{rr}					μC
E_{rr}	$V_{GE} = 0 \text{ V}; V_{CC} = 600 \text{ V}$				mJ
	per diode				K/W
Module					
L_{CE}			15	20	nH
R_{CC+EE}	res., terminal-chip	$T_{case} = 25 \text{ }^\circ\text{C}$	0,18		mΩ
		$T_{case} = 125 \text{ }^\circ\text{C}$	0,22		mΩ
$R_{th(c-s)}$	per module			0,038	K/W
M_s	to heat sink M6		3	5	Nm
M_t	to terminals M6 (M4)		2,5 (1,1)	5 (2)	Nm
w				330	g

This is an electrostatic discharge sensitive device (ESDS), international standard IEC 60747-1, Chapter IX.

* The specifications of our components may not be considered as an assurance of component characteristics. Components have to be tested for the respective application. Adjustments may be necessary. The use of SEMIKRON products in life support appliances and systems is subject to prior specification and written approval by SEMIKRON. We therefore strongly recommend prior consultation of our personal.

SKM 500GA123D



SEMITRANS® 4

IGBT Modules

SKM 500GA123D

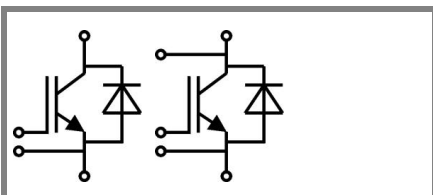
SKM 500GA123DS

Features

- MOS input (voltage controlled)
- N channel, homogeneous Si
- Low inductance case
- Very low tail current with low temperature dependence
- High short circuit capability, self limiting to $6 \times I_{cnom}$
- Latch-up free
- Fast & soft CAL diodes
- Isolated copper baseplate using DBC Direct Copper Bonding Technology
- Large clearance (12 mm) and creepage distances (20 mm)

Typical Applications*

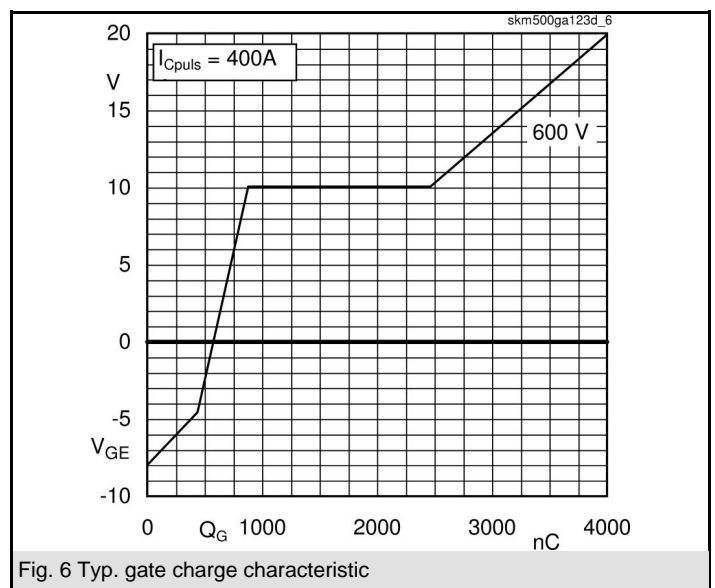
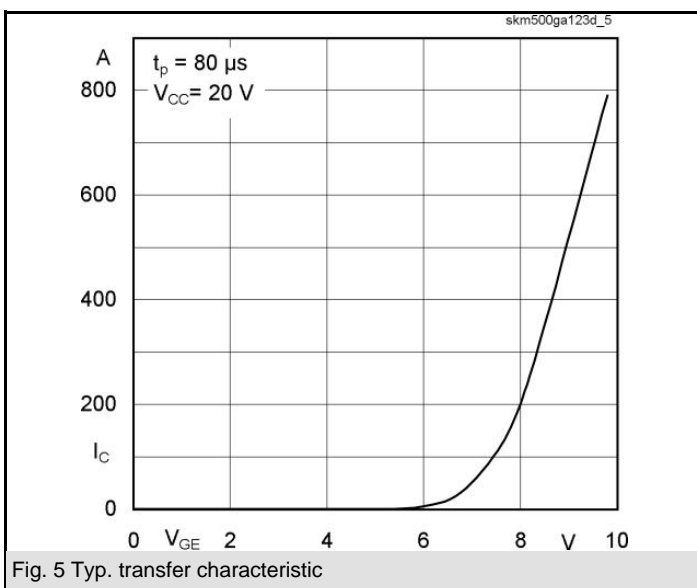
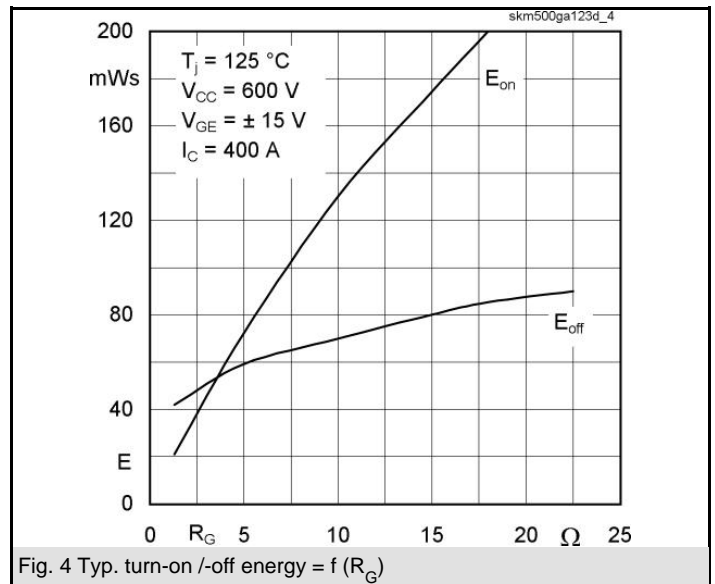
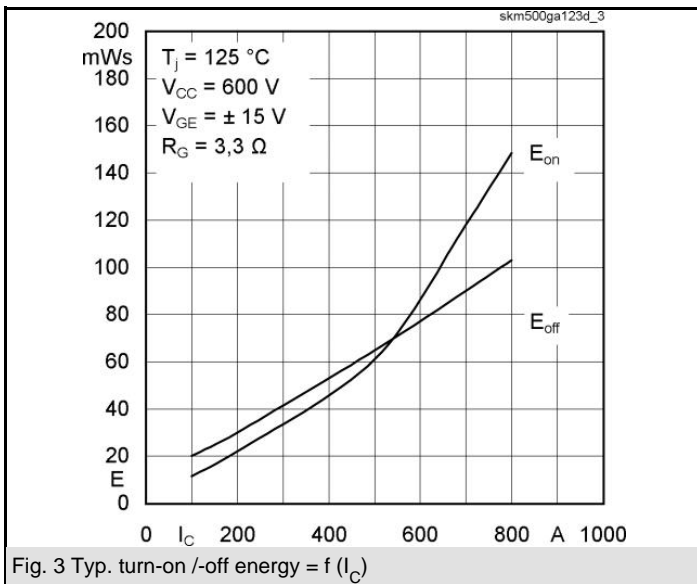
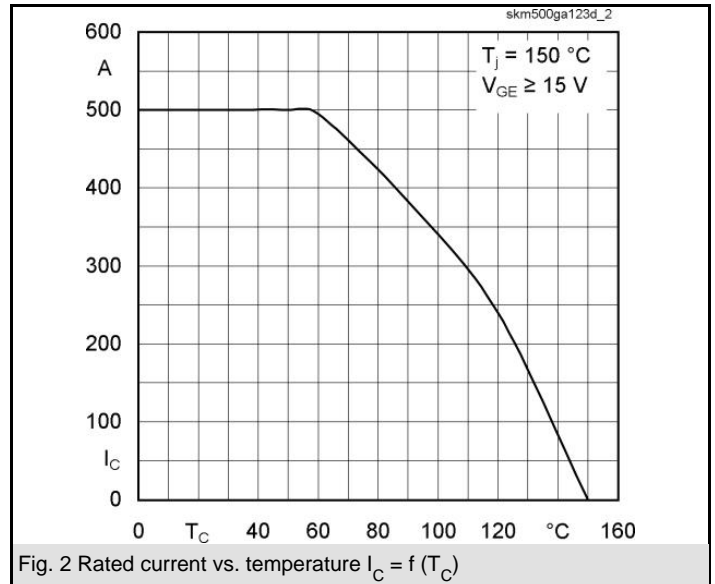
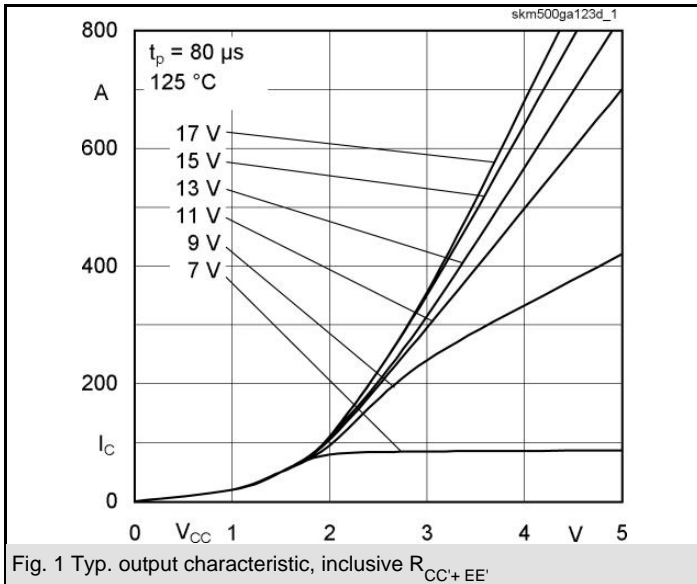
- AC inverter drives
- UPS

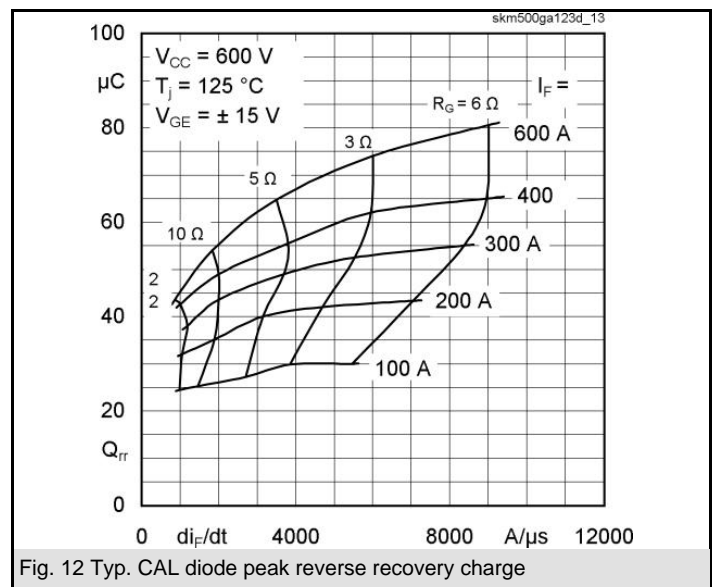
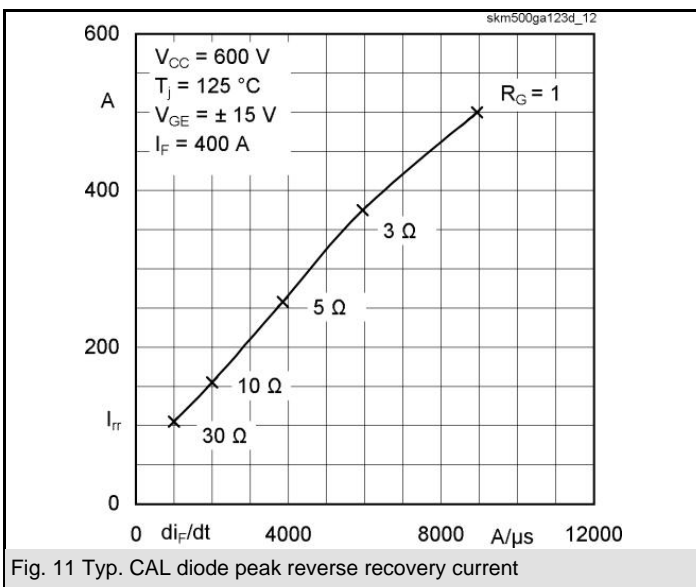
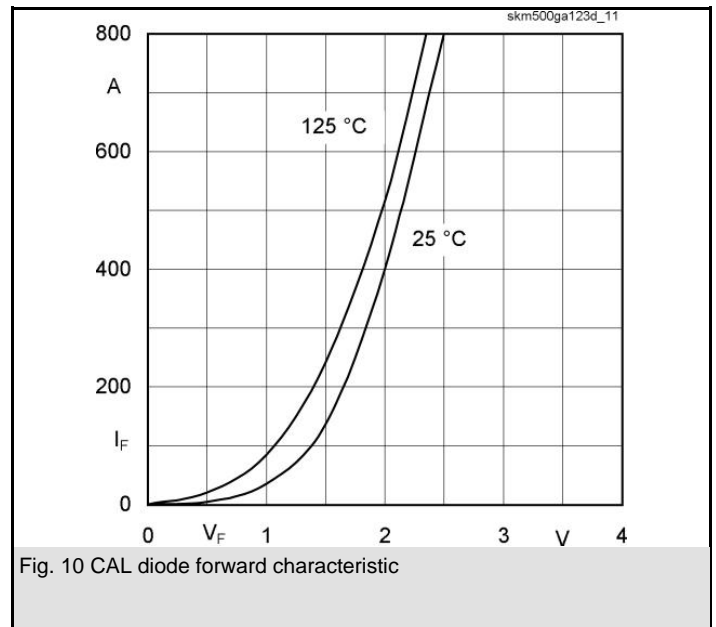
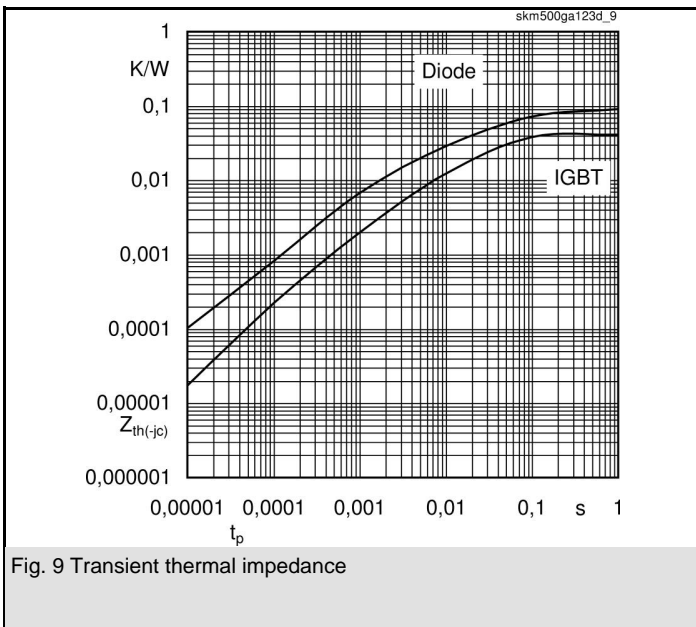
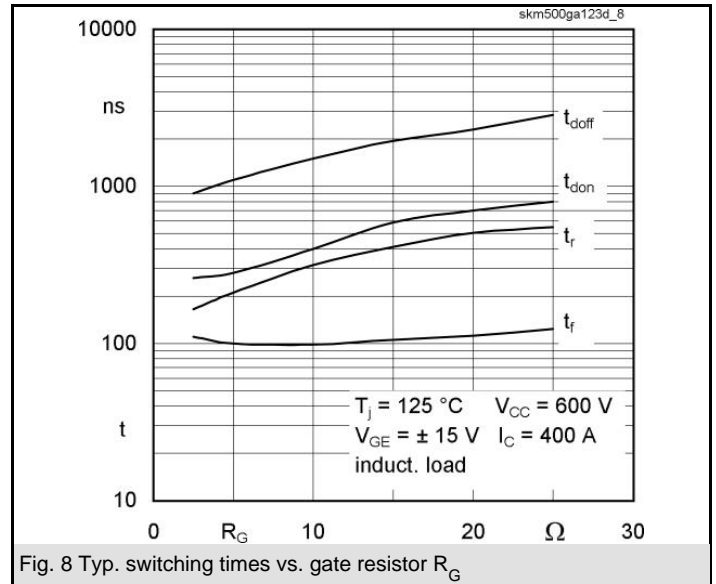
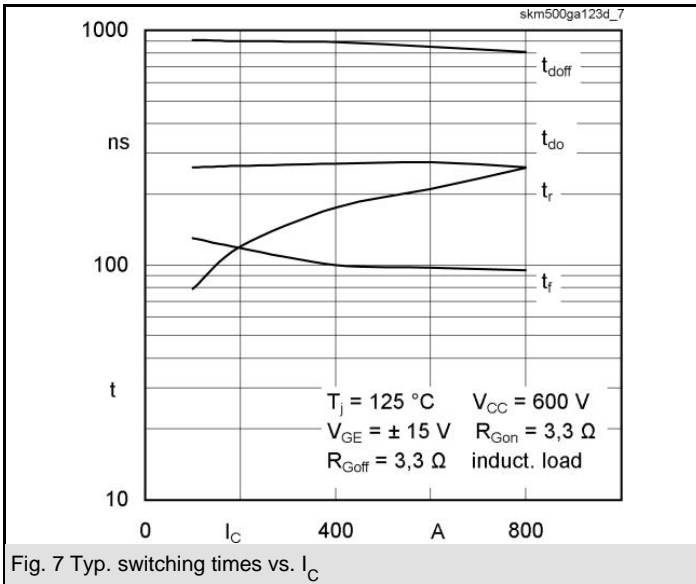


GA

GA...S

Z_{th}		Conditions	Values	Units
Symbol				
$Z_{th(j-c)I}$				
$R_{\theta j-c}$	$i = 1$		29	mk/W
$R_{\theta j-c}$	$i = 2$		10	mk/W
$R_{\theta j-c}$	$i = 3$		1,8	mk/W
$R_{\theta j-c}$	$i = 4$		0,2	mk/W
$\tau_{th(j-c)I}$	$i = 1$		0,04	s
$\tau_{th(j-c)I}$	$i = 2$		0,0189	s
$\tau_{th(j-c)I}$	$i = 3$		0,0017	s
$\tau_{th(j-c)I}$	$i = 4$		0,001	s
$Z_{th(j-c)D}$				
$R_{\theta j-c}$	$i = 1$		60	mk/W
$R_{\theta j-c}$	$i = 2$		23	mk/W
$R_{\theta j-c}$	$i = 3$		6,2	mk/W
$R_{\theta j-c}$	$i = 4$		0,8	mk/W
$\tau_{th(j-c)D}$	$i = 1$		0,0366	s
$\tau_{th(j-c)D}$	$i = 2$		0,042	s
$\tau_{th(j-c)D}$	$i = 3$		0,0009	s
$\tau_{th(j-c)D}$	$i = 4$		0,002	s



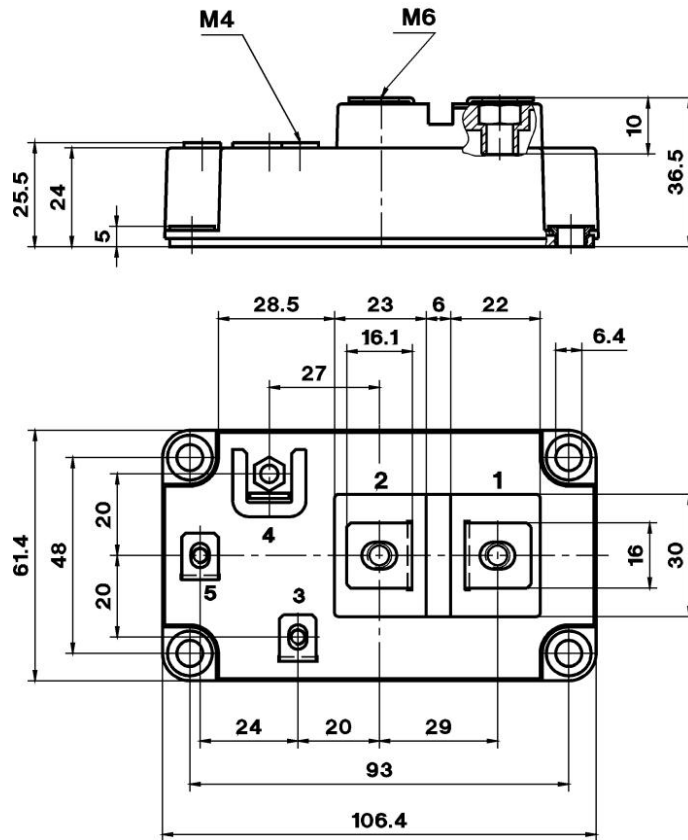


SKM 500GA123D

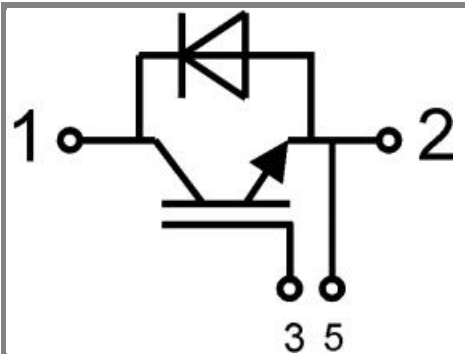
UL Recognized

CASED59

File 63 532



Case D 60



GA

Case D 60

