


TACT Switch™ 7.3 × 6.85mm Sidepush™ (Radial Type)

SKQN Series

www.DataSheet4U.com



Round-terminal horizontal type with excellent PC board mounting performance.

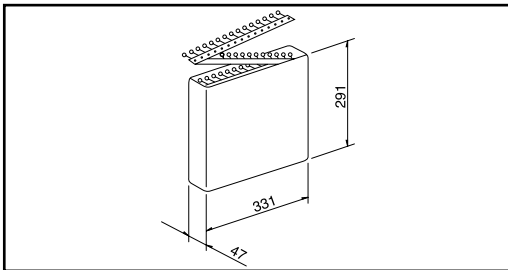


Product Line

Product No.	Operating force	Operating direction	Travel (mm)	Rating (max.)	Rating (min.)	Operating life (5mA 5V DC)	Initial contact resistance	Stem color	Minimum order unit (pcs.)
SKQNLAD010	0.98N	Horizontal	0.25	50mA 12V DC	10μA 1V DC	100,000 cycles	100m max.	Black	900
SKQNLBD010	1.57N							Dark gray	

Specification of Radial Taping Package (Taping Packaging for Auto-insertion)

Box Size Unit:mm



Number of packages(pcs.)

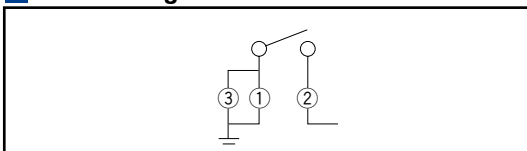
1 box	1 case /Japan	1 case /export packing
900	9,000	9,000

Dimensions

Unit:mm

Style	PC board mounting hole dimensions (Viewed from switch mounting face)

Circuit Diagram



Notes

- Please connect ① and ③ terminals on the circuit board pattern because ① and ③ terminals sometimes have resistance.
- Terminals ① - ③ shall not be used as jumper leads.
- Please use 1.6mm thick PC boards.
- Please place purchase orders for taping products per minimum order unit (1 reel or a case).

Detector

Push

Slide

Rotary

Encoders

Power

Dual-in-line
Package Type

TACT Switch™

Custom-
Products

Sharp
Feeling

Soft
Feeling

Snap-in
Type

Surface
Mount Type

Radial
Type

List of Varieties

Sharp Feeling Type

Series	SKSC	SKRE	SKRT	SKRV	SKRH	SKQU	SKRG	SKQK	SKQN	SKRC		
Detector												
Push	Type											
Slide	Surface mount						Radial					
Rotary	Features		Low-profile Horizontal type	Horizontal type	4-direction switch + push switch		Round terminal type		Round terminal Horizontal type	Water-proof		
Encoders	Operating direction	Vertical										
Power		Horizontal										
Dual-in-line Package Type	Dimensions (mm)	W	3.5	3.9	4.5	6.45	7.35	10	φ6.2	6.6	7.3	φ9
TACT Switch™		D	3.55			6.4	7.5				6.85	
Custom- Products		H	1.25	1.5	3.3	4	5	7.1	4.3	5	7.1	13
	Operation force coverage	1N	↕	↕	●	See the relevant pages for respective product descriptions		↕	↕	↕	↕	
		5N										
	Ground terminal											
Sharp Feeling	Operating temperature range											
Soft Feeling	-20 to +70 SKRV/QK											
Snap-in Type	-30 to +85											
Surface Mount Type	Electrical performance	Insulation resistance	100M min. 100V DC									
Radial Type		Voltage proof	250V AC for 1min. SKSC/RE/RV/RH : 100V AC for 1min.									
	Durability	Vibration	10 to 55 to 10Hz/min., the amplitude is 1.5mm for all the frequencies, in the 3 direction of X, Y and Z for 2hours respectively									
		Lifetime	Shall be in accordance with individual specifications.									
	Environmental performance	Cold	-30 ± 2 for 96h									
		Dry heat	80 ± 2 for 96h									
		Damp heat	60 ± 2 , 90 to 95%RH for 96h									
	Page		289	290	291	480	481	482	292	294	293	295

W : Width. The most outer dimension excluding terminal portion.
D : Depth. The most outer dimension excluding terminal portion.
H : Height. The minimum dimension if there are variances.

TACT Switch™ Soldering Conditions306
 TACT Switch™ Cautions307
 Product Line of Knob for TACT Switch™308

Note

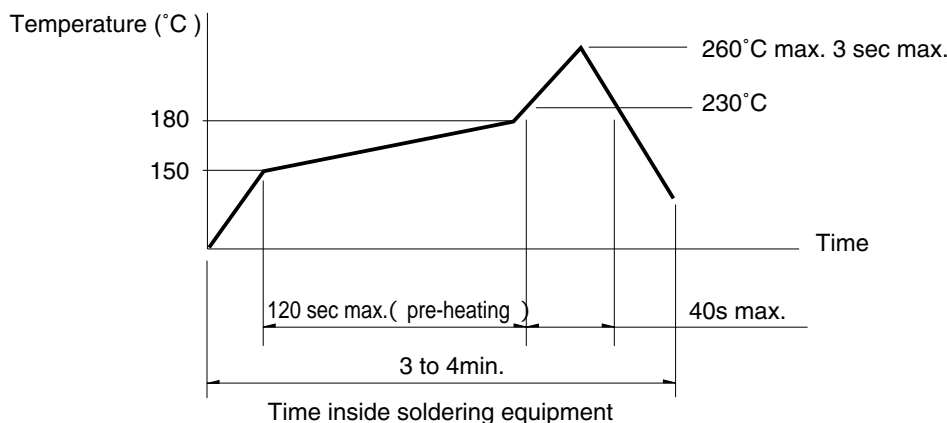
The automotive operating temperature range to be individually discussed upon request.

Soldering Conditions

Condition for Reflow

Available for Surface Mount Type.

1. Heating method: Double heating method with infrared heater.
2. Temperature measurement: Thermocouple 0.1 to 0.2 CA(K) or CC(T) at solder joints(copper foil surface). A heat resistive tape should be used to fix thermocouple.
3. Temperature profile



Note

1. The above temperature shall be measured on the mounting surface of a PC board. There are cases where the PC board's temperature greatly differs from that of the switch, depending on the material, size, thickness of PC boards and others. The above-stated conditions shall also apply to switch surface temperatures.
2. Soldering conditions differ depending on reflow soldering machines. Prior verification of soldering condition is highly recommended.

Conditions for Auto-dip

Available for Snap-in Type and Radial Type
(Except SKHJ, SKHL, SKQJ, SKQK, SKEG series)

Items	Condition
Flux built-up	Mounting surface should not be exposed to flux
Preheating temperature	Ambient temperature of the soldered surface of PC board. 100 max.
Preheating time	60s max.
Soldering temperature	260 max.
Duration of immersion	5s max.
Number of soldering	2times max.

Manual Soldering (Except SKRT Series)

Items	Condition
Soldering temperature	350 max.
Duration of soldering	3s max.
Capacity of soldering iron	60W max.

Notes

1. Consult with us for availability of TACT Switch™ washing.
2. Prevent flux penetration from the top side of the TACT Switch™.
3. Switch terminals and a PC board should not be coated with flux prior to soldering.
4. The second soldering should be done after the switch is stable with normal temperature.
5. Use the flux with a specific gravity of min 0.81.
(EC-19S-8 by TAMURA Corporation, or equivalents.)

Detector
Push
Slide
Rotary
Encoders
Power
Dual-in-line Package Type
TACT Switch™
Custom-Products

Sharp Feeling
Soft Feeling
Snap-in Type
Surface Mount Type
Radial Type