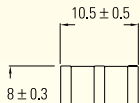


SL1021 Medium/Heavy Duty Arrester Series

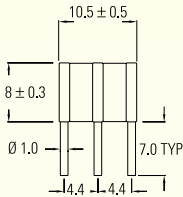


CRYDOM

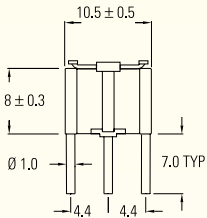
Control over power



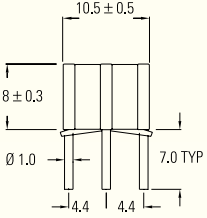
(1) Standard core = C



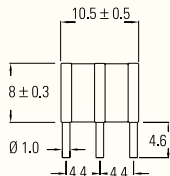
(2) 4.4 Leg pitch = R



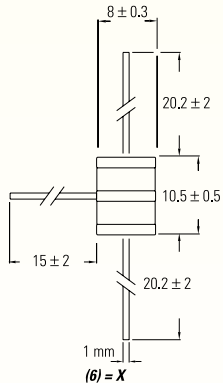
(3) As above with wrap fail-safe = RF



(4) As above with slalom fail-safe = RW



(5) Short leg = T



(6) = X

Improved Non-Radioactive Protection

Non-radioactive Crydom Gas Discharge Tubes (GDTs) offer significantly improved protection over radioactive competitors. They are also much faster acting. Low capacitance values do not impede data speed.

CRYDOM GREENTUBE™ SERIES 3-TERMINAL ARRESTER SERIES TOTALLY NON-RADIOACTIVE UL LISTED

MEDIUM DUTY ELECTRICAL CHARACTERISTICS		090 V	200 V	230 V	260 V	350 V	500 V	
DC sparkover	(V)	72-108	150-250	184-276	210-310	280-420	400-600	(i)
Impulse sparkover (max.)	(V)	700	450	450	600	700	1000	(ii)
Alternating discharge current	(A)	5	5	5	5	5	5	(iii)
Impulse discharge current	(kA)	5	5	5	5	5	5	(iv)
Insulation resistance	(Ω)	1 X 10 ⁹	1 X 10 ⁹	1 X 10 ⁹	1 X 10 ⁹	1 X 10 ⁹	1 X 10 ⁹	(v)
Capacitance (max.)	(pF)	<1.5	<1.5	<1.5	<1.5	<1.5	<1.5	(vi)
Holdover	(V)	50	100	135	135	135	135	(vii)

- (i) Measured using a rate of rise of voltage of 100 V/s
- (ii) Measured using a rate of rise of voltage of 1 kV/μs
- (iii) Measured at 1 s duration, 5 shots @ 3 min. intervals, 50 Hz
- (iv) Measured at 8/20 μs, 5 shots each polarity

- (v) Measured at 100 V except SL1021A090 measured at ±50 V DC
- (vi) Measured at 1 MHz, line to ground
- (vii) Measured using test based on ITU (formerly CCITT) K12


CRYDOM GREENTUBE™ SERIES 3-TERMINAL ARRESTER SERIES TOTALLY NON-RADIOACTIVE UL LISTED

HEAVY DUTY ELECTRICAL CHARACTERISTICS		230 V	260 V	350 V	
DC sparkover	(V)	184-276	210-310	280-420	(i)
Impulse sparkover (max.)	(V)	450	600	700	(ii)
Alternating discharge current	(A)	10	10	10	(iii)
Impulse discharge current	(kA)	10	10	10	(iv)
Insulation resistance	(Ω)	1 X 10 ⁹	1 X 10 ⁹	1 X 10 ⁹	(v)
Capacitance (max.)	(pF)	<1.5	<1.5	<1.5	(vi)
Holdover	(V)	135	135	135	(vii)

- (i) Measured using a rate of rise of voltage of 100 V/s
- (ii) Measured using a rate of rise of voltage of 1 kV/μs
- (iii) Measured at 1 s duration, 5 shots @ 3 min. intervals, 50 Hz
- (iv) Measured at 8/20 μs, 5 shots each polarity

- (v) Measured at ±100 V DC
- (vi) Measured at 1 MHz, line to ground
- (vii) Measured using test based on ITU (formerly CCITT) K12

To Order: 1-877-502-5500 Fax: 1-619-715-7280



SL1021 Medium/Heavy Duty Arrester Series

Specify Crydom

...for these industry-leading components and products:

- **Solid State Relays**
 - Printed Circuit Board Mount
 - Panel Mount
 - DIN Rail Mount
- **Power Cubes**
- **I/O Modules**
- **Transient Voltage Suppression Components**
 - TVS Diodes
 - Thyristor Suppression Devices
 - Gas Discharge Tubes (GDT)
 - Zeners/Studs
 - Hybrid Arrester Devices

Ordering Information

For recommended applications and more information contact:

Sales: 1-877-502-5500

Technical support: 1-877-702-7700

Corporate Headquarters: 1-619-715-7200

Fax: 1-619-715-7280

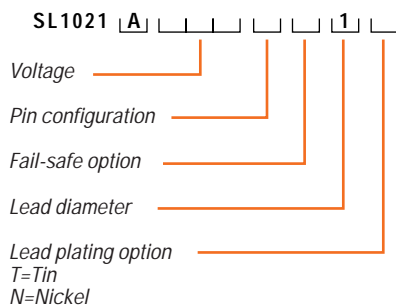
E-mail: sales@crydom.com

Website: www.crydom.com

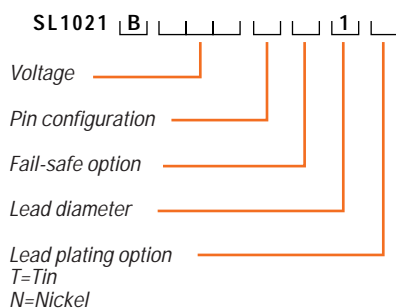
About Crydom

Over the years Crydom has become the supplier of choice for advanced, high-quality products like those featured here. It's the result of our teams of design and production engineers – material, production control, and quality assurance experts, and more – working seamlessly together to create, produce, and deliver superior components and products that satisfy the most demanding environmental and performance requirements. We focus on timely delivery and competitive pricing aimed at meeting your needs and helping you succeed in today's fast-paced, fast-changing global markets.

SL1021 Medium Duty Arrester



SL1021 Heavy Duty Arrester



Crydom

9525 Chesapeake Drive
San Diego, CA 92123 USA



©1998 Crydom
Specifications subject to change without notice.
GREENTUBE is a trademark of Crydom.

FASTFAX Product Info: 1-888-267-9191