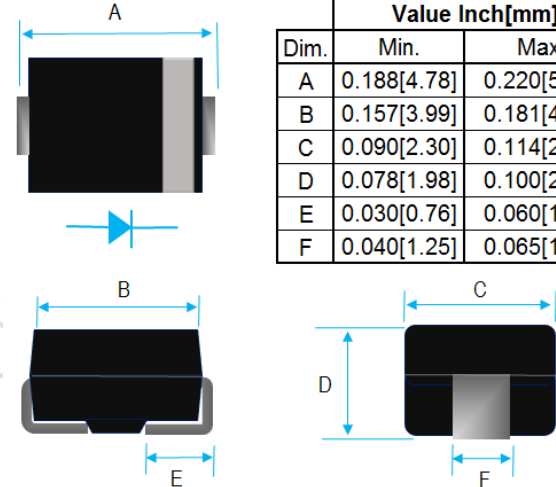


3A LOW FORWARD VOLTAGE SCHOTTKY BARRIER RECTIFIERS

Dim.	Value Inch[mm]	
	Min.	Max.
A	0.188[4.78]	0.220[5.60]
B	0.157[3.99]	0.181[4.60]
C	0.090[2.30]	0.114[2.90]
D	0.078[1.98]	0.100[2.60]
E	0.030[0.76]	0.060[1.52]
F	0.040[1.25]	0.065[1.65]



PRODUCT FEATURES

1. FLAMMABILITY CLASSIFICATION 94V-0
2. EXTREMELY LOW V_F
3. BUILT-IN STRAIN RELIEF
4. MAJORITY CARRIER CONDUCTION
5. LOW FORWARD VOLTAGE/LOW PROFILE
6. CASE: TRANSFER MOLDED, DO-214AC (SMA)
7. DIMENSIONS IN INCHES AND (MILLIMETERS)
8. LEADS: SOLDERABILITY PER MIL-STD-750 METHOD 2026
9. WEIGHT: 0.064 GRAMS
10. RoHS COMPLIANT

ELECTRICAL CHARACTERISTICS

MAXIMUM RATINGS ($T_A = 25^\circ\text{C}$ UNLESS OTHERWISE NOTED) AND ELECTRICAL CHARACTERISTICS

RATING	SYMBOL		UNITS
MAXIMUM AVERAGE FORWARD RECTIFIED CURRENT ¹ , SEE FIG.1	I_o	3.0	A
PEAK FORWARD SURGE CURRENT, 8.3ms SINGLE HALF SINE-WAVE SUPERIMPOSED ON RATED LOAD	I_{FSM}	80	A
TYPICAL THERMAL RESISTANCE (NOTE 2)	$R_{\theta jL}$	17	$^\circ\text{C/W}$
TYPICAL THERMAL RESISTANCE (NOTE 2)	$R_{\theta jA}$	55	$^\circ\text{C/W}$
STORAGE TEMPERATURE RANGE	T_{STG}	- 55 TO +150	$^\circ\text{C}$
OPERATING TEMPERATURE RANGE	T_{OP}	- 55 TO +125	$^\circ\text{C}$
MAXIMUM REVERSE CURRENT AT 25°C ¹	I_R	1.0	mA

PART NUMBER	MAX RECURRENT PK REVERSE VOLTAGE/DC BLOCKING V_{RRM}/V_R (V)	MAX V_{RMS} (V)	MAXIMUM FORWARD VOLTAGE @3A, 25°C V_F (V) ¹
SL32A	20	14	0.38
SL33A	30	21	0.40
SL34A	40	28	0.40

NOTE : 1. PULSE TEST : 300 μs PULSE WIDTH , 1% DUTY CYCLE.
 2. PCB MOUNTED 0.55"x0.55" (14X14mm), 0.013mm THICK COPPER PAD AREAS.
 3. CURRENT RATING IS BASED ON SINGLE PHASE, 1/2 WAVE, 60HZ, RESISTIVE, OR INDUCTIVE LOAD. FOR CAPACITIVE LOAD, DERATE CURRENT BY 20%.

RATINGS AND CHARACTERISTIC CURVES

FIG. 1 - FORWARD CURRENT DERATING CURVE

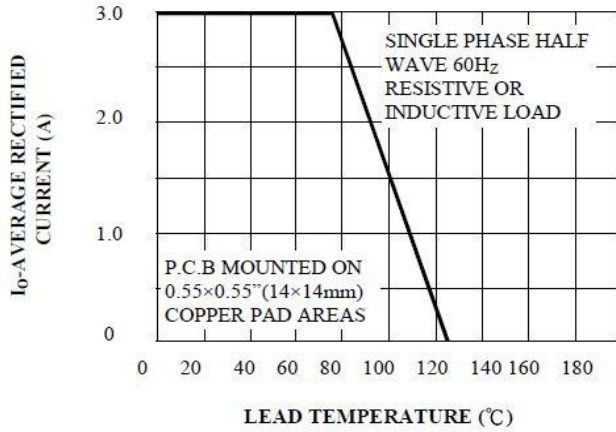


FIG. 2 - TYPICAL INSTANTANEOUS FORWARD CHARACTERISTICS

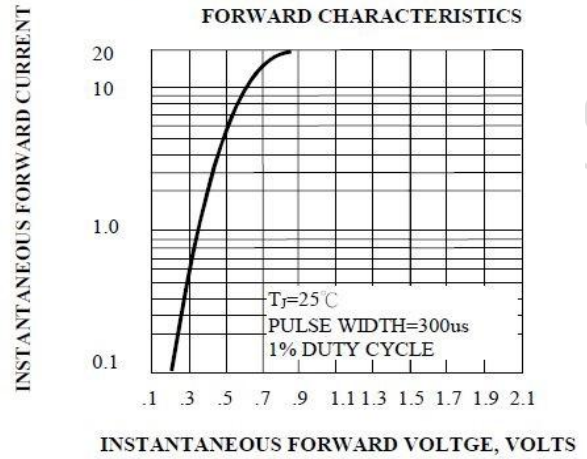


FIG. 3 - TYPICAL REVERSE CHARACTERISTICS

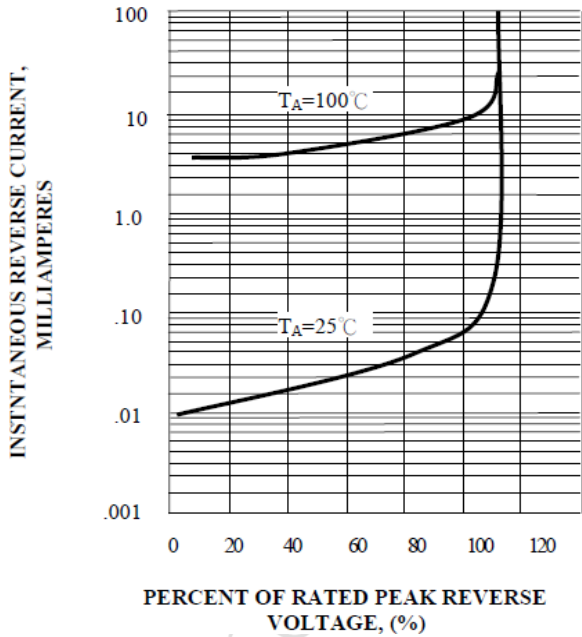


FIG. 5 - MAXIMUM NON-REPETITIVE SURGE CURRENT

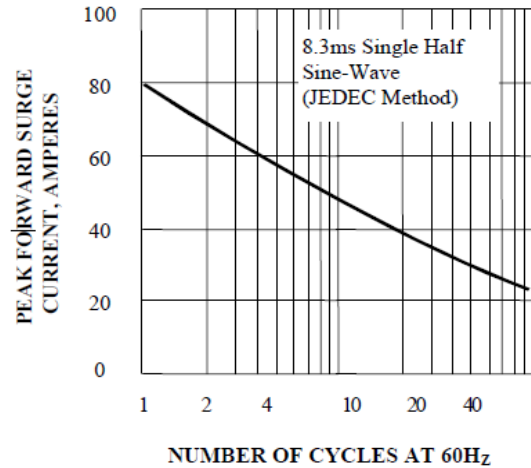


FIG. 4 - TYPICAL JUNCTION CAPACITANCE

