

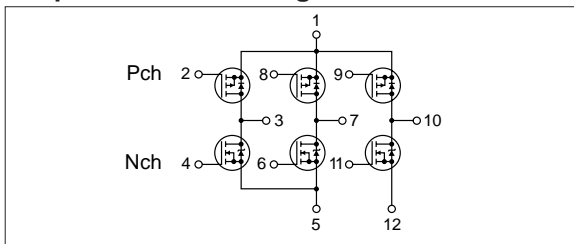
Absolute maximum ratings

(Ta=25°C)

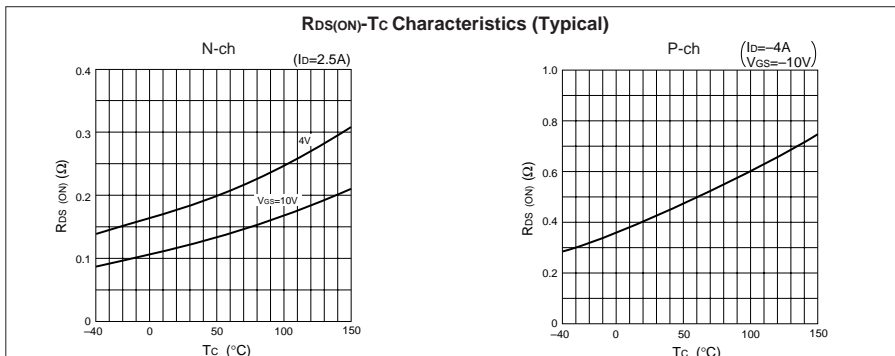
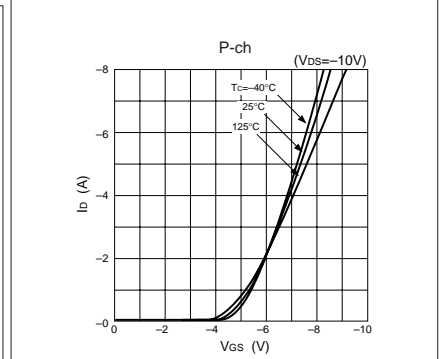
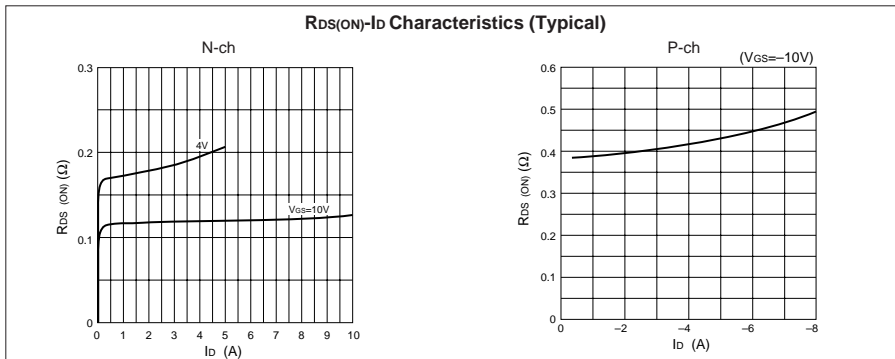
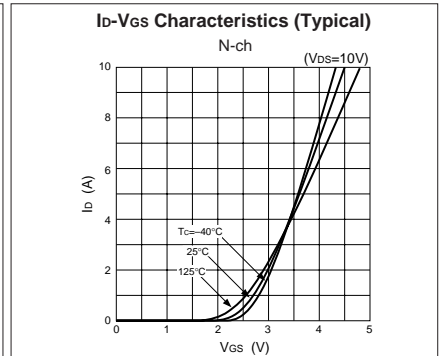
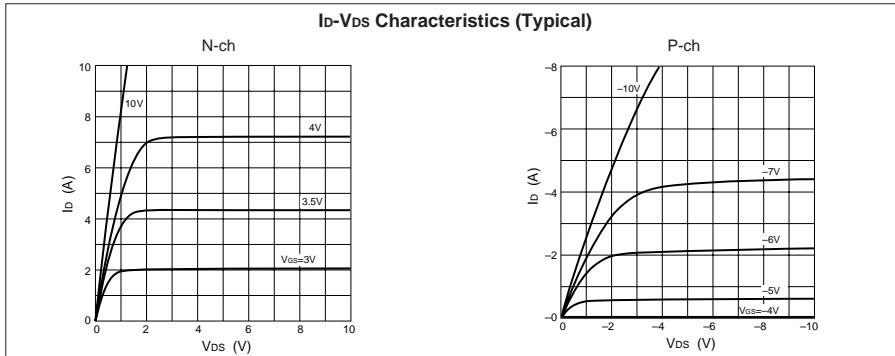
Symbol	Ratings		Unit
	N channel	P channel	
V _{DSS}	60	-60	V
V _{GSS}	±10	∓20	V
I _D	±5	∓4	A
I _{D(pulse)}	±10 (PW≤1ms)	∓8 (PW≤1ms)	A
E _{AS} *	2	—	mJ
P _T	5 (Ta=25°C, with all circuits operating, without heatsink)		W
	35 (Tc=25°C, with all circuits operating, with infinite heatsink)		W
θ _{J-a}	25 (Junction-Air, Ta=25°C, with all circuits operating)		°C/W
θ _{J-c}	3.57 (Junction-Case, Tc=25°C, with all circuits operating)		°C/W
V _{ISO}	1000 (Between fin and lead pin, AC)		V _{rms}
T _{ch}	150		°C
T _{stg}	-40 to +150		°C

* : V_{DD}=20V, L=1mH, I_D=2A, unclamped, see Fig. E on page 15.

Equivalent circuit diagram



Characteristic curves



Electrical characteristics

($T_a=25^\circ\text{C}$)

Symbol	N channel					P channel				
	Specification			Unit	Conditions	Specification			Unit	Conditions
	min	typ	max			min	typ	max		
$V_{(BR)DSS}$	60			V	$I_D=250\mu\text{A}$, $V_{GS}=0\text{V}$	-60			V	$I_D=-250\mu\text{A}$, $V_{GS}=0\text{V}$
I_{GSS}			± 500	nA	$V_{GS}=\pm 10\text{V}$			∓ 500	nA	$V_{GS}=\mp 20\text{V}$
I_{DSS}			250	μA	$V_{DS}=60\text{V}$, $V_{GS}=0\text{V}$			-250	μA	$V_{DS}=-60\text{V}$, $V_{GS}=0\text{V}$
V_{TH}	1.0		2.0	V	$V_{DS}=10\text{V}$, $I_D=250\mu\text{A}$	-2.0		-4.0	V	$V_{DS}=-10\text{V}$, $I_D=-250\mu\text{A}$
$R_{e(yfs)}$	3.1	4.6		S	$V_{DS}=10\text{V}$, $I_D=5\text{A}$	1.6	2.2		S	$V_{DS}=-10\text{V}$, $I_D=-4\text{A}$
$R_{DS(ON)}$		0.17	0.22	Ω	$V_{GS}=10\text{V}$, $I_D=5\text{A}$		0.38	0.55	Ω	$V_{GS}=-10\text{V}$, $I_D=-4\text{A}$
			0.25	Ω	$V_{GS}=4\text{V}$, $I_D=5\text{A}$					
C_{iss}		400		pF	$V_{DS}=25\text{V}$, $f=1.0\text{MHz}$,		270		pF	$V_{DS}=-25\text{V}$, $f=1.0\text{MHz}$,
C_{oss}		160		pF	$V_{GS}=0\text{V}$		170		pF	$V_{GS}=0\text{V}$
t_{on}		80		ns	$I_D=5\text{A}$, $V_{DD}\doteq 30\text{V}$, $V_{GS}=5\text{V}$,		60		ns	$I_D=-4\text{A}$, $V_{DD}\doteq -30\text{V}$, $V_{GS}=-10\text{V}$,
t_{off}		50		ns	see Fig. 3 on page 16.		60		ns	see Fig. 4 on page 16.
V_{SD}		1.1	1.5	V	$I_{SD}=5\text{A}$, $V_{GS}=0\text{V}$	-4.4	-5.5		V	$I_{SD}=-4\text{A}$, $V_{GS}=0\text{V}$
t_{rr}		150		ns	$I_{SD}=\pm 100\text{mA}$		150		ns	$I_{SD}=\mp 100\text{mA}$

Characteristic curves

