

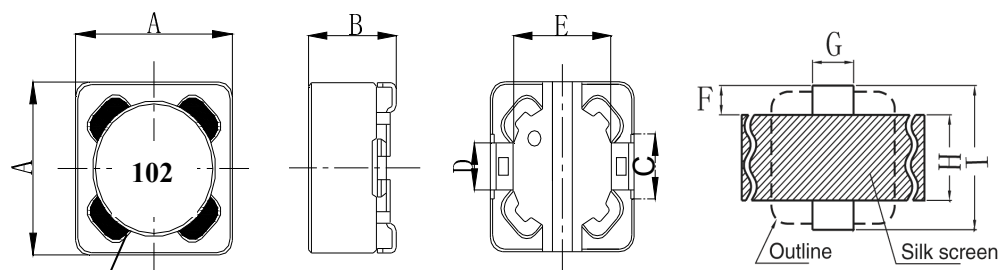
1. Scope

This specification apply for SLH0704S102MTT of power inductors

2. Appearance

2-1.Dimensions(mm)

2-2.Recommended Land



A	7.3 ± 0.2mm
B	4.5mm MAX
C	2.7 mm REF
D	2.0 mm REF
E	5.4 mm REF
F	1.6 mm REF
G	2.2 mm REF
H	4.8 mm REF
I	7.8 mm REF

Font size: Width 2.9*High 1.6(Black) Song

* Dimension without tolerance is approx.

3. Coils Specification

3-1. Connection (Bottom View)



“S” is winding start

3-2. Turns and Wire

Terminal	S-F
Turns	Winding Turns are approx
Wire	0.10mm*1P G1 P180&2UEW-H

* Winding Turns are approx.

3-3. Electrical characteristics

Item	Specifications	Measuring Conditions	Measuring Instrument
Inductance	1.0mH \pm 20% Within	1KHz/0.25V	TH2816B
D.C.R	5.0 Ω MAX	25°C	VR131
※ I _{ast}	0.25 A MAX	1KHz/0.25V	TH2816B&VR7210

※ This indicates the value of current when the inductance is 25% lower than its initial value at D.C superposition or D.C current when temperature rise $\Delta T=40^\circ\text{C}$ whichever is lower. ($T_a=20^\circ\text{C}$)

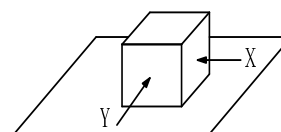
4. General Characteristics

4-1. Storage Temperature range : $-40^\circ\text{C} \sim +105^\circ\text{C}$

4-2. Operating temperature range: $-40^\circ\text{C} \sim +105^\circ\text{C}$ (Including coil's self temperature rise)

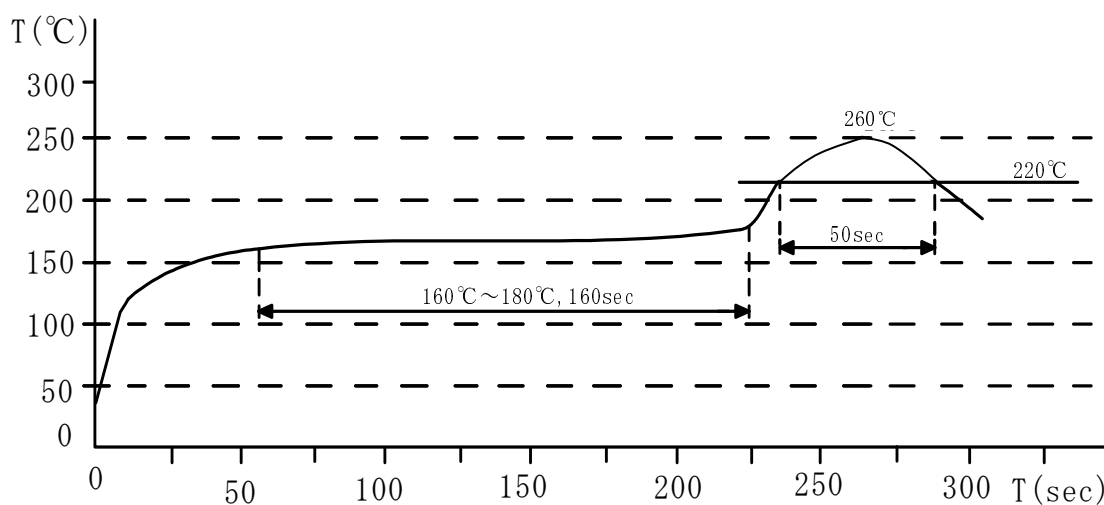
4-3. External appearance : No external defects can be found in the visual inspection.

4-4. Electrode strength : No electrode detachment should be found when the device is pushed in two directions of X and Y with the force of 5.0N for 10 ± 2 seconds after soldering between copper plate and the electrodes. (Refer to figure at right)



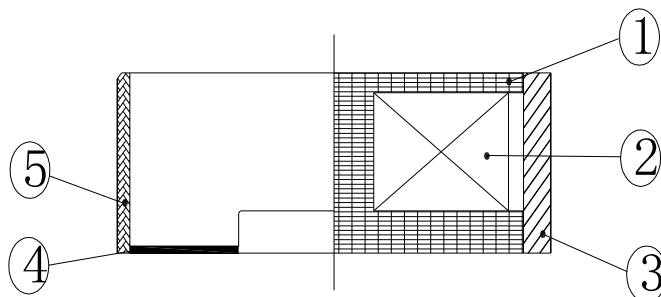
4-5. Vibration test : Inductance deviation is within $\pm 3.0\%$ after 1 hour sweeping vibration in each three directions, namely, forward and backward, up and down, right and left. The frequency is $10 \sim 55 \sim 10\text{Hz}$ and the amplitude of 1 minute cycle is 1.5mm PP.

4-6. Recommended reflow condition :

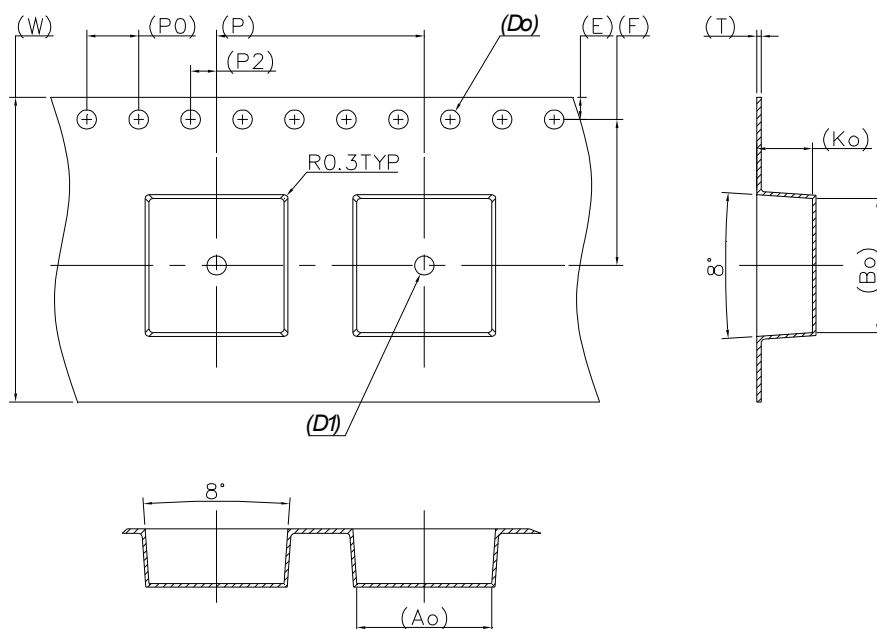


4-7.Humidity test : Inductance deviation is within $\pm 5.0\%$ after 96 ± 4 hours test under the condition of relative humidity of $90\sim 95\%$ and temperature of $40\pm 2^{\circ}\text{C}$, and 1 hour storage under room ambient conditions after the device is wiped with dry cloth.

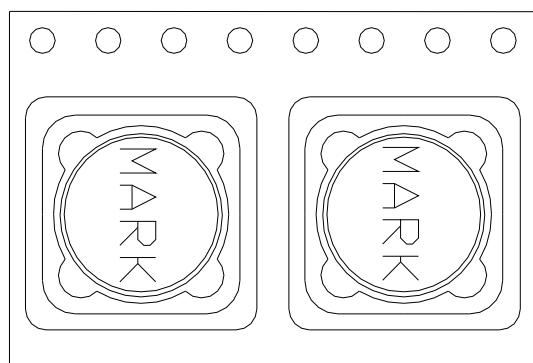
5. Construction and materials



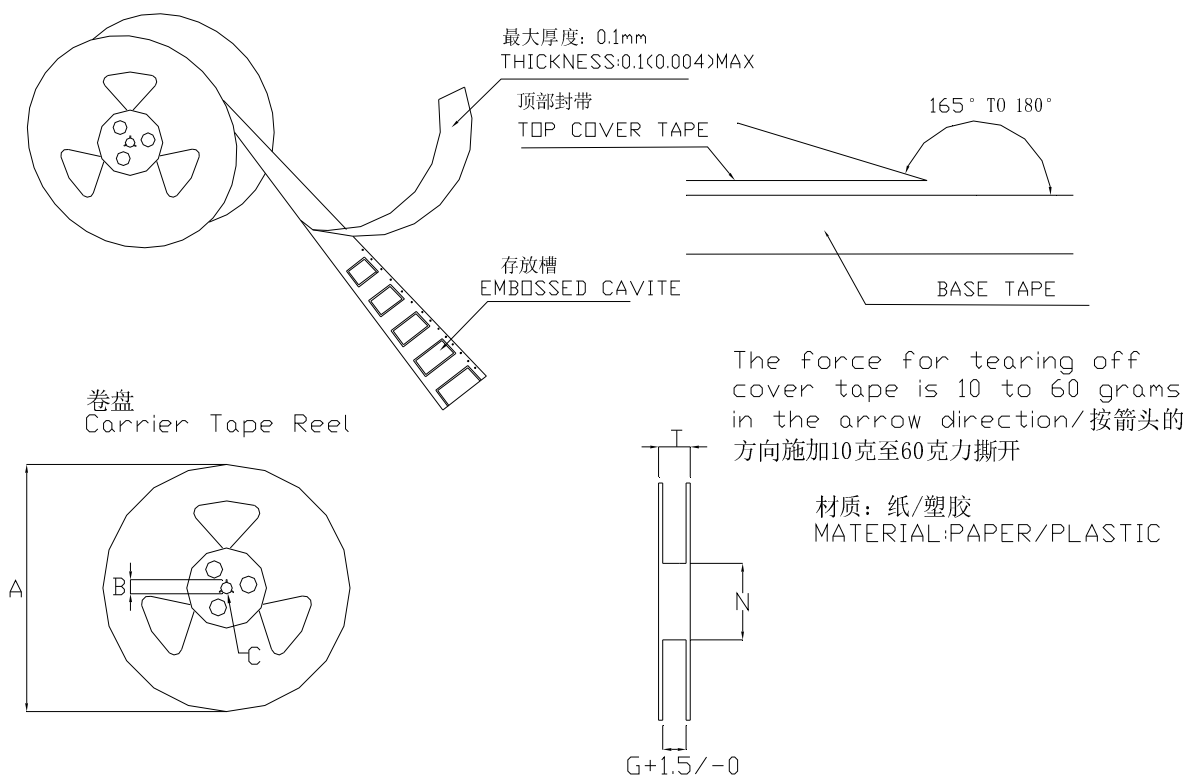
No.	Part name	Material	Remark
①	Drum Core	Ni-Zn Ferrite Core	
②	Wire	Polyurethane enameled copper wire	
③	Ring Core	Ni-Zn Ferrite Core	
④	Adhesive	Epoxy Resin	
⑤	Electrode	Cu + Sn plating	

6. TAPE DIMENSIONS:


W	16.00 ± 0.30	P	12.00 ± 0.10	A0	7.90 ± 0.10	B0	7.90 ± 0.10
E	1.75 ± 0.10	P0	4.00 ± 0.10	T	0.40 ± 0.05	D1	$\phi 1.50 \begin{smallmatrix} +0.10 \\ -0 \end{smallmatrix}$
K0	4.80 ± 0.10	P2	2.00 ± 0.10	F	7.50 ± 0.10	D0	$\phi 1.50 \begin{smallmatrix} +0.10 \\ -0 \end{smallmatrix}$



7. TAPE REEL DIMENSIONS:



单位: 毫米

Type	A	B	C	G	N	T
16mm	330	21±0.8	13±0.4	16.4	100	20.4

PACKAGING QUANTITY:

1000 PCS /REEL