

Wire Wound SMD Power Inductor



◆ Features

- 1、Magnetic-resin shielded construction reduces buzz noise to ultra-low levels;
- 2、Metallization on ferrite core results in excellent shock resistance and damage-free durability;
- 3、Closed magnetic circuit design reduces leakage flux and Electro Magnetic Interference (EMI);
- 4、30% higher current rating than conventional inductors of equal size;
- 5、Take up less PCB real estate and save more power.



◆ Applications

- 1、LED Lighting;
- 2、Mobile devices with multifunction such as adding color TV and camera;
- 3、Flat-screen TVs, blue-ray disc recorders, set top boxes;
- 4、Notebooks, desktop computers, servers, graphic cards;
- 5、Portable gaming devices, personal navigation systems, personal multimedia devices;
- 6、Automotive systems
- 7、Telecomm base stations

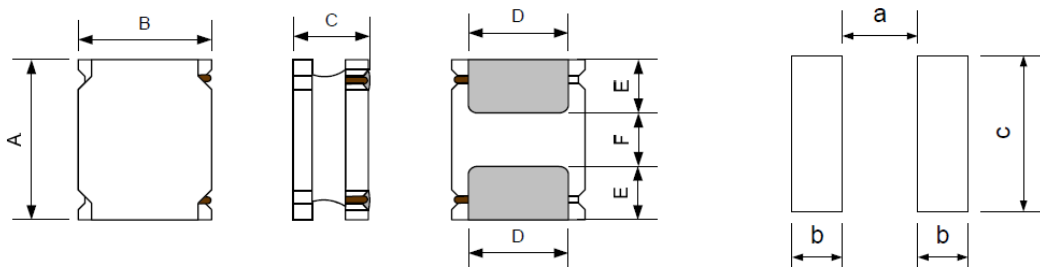
◆ Lead Free Part Numbering

SLW 4020 S 100 M S T
(1) (2) (3) (4) (5) (6) (7)

- (1) Series Type
- (2) Dimension: L X H
- (3) Material Code
- (4) Inductance: 2R2=2.2μH ;
100=10μH; 101=100μH
- (5) Inductance Tolerance: M=±20%, N=±30%
- (6) Company Code
- (7) Packaging : Tape Carrier Package

◆ Dimensions

Recommended Land Pattern



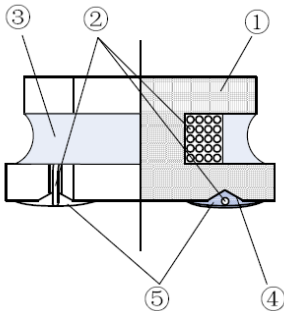
Unit:mm

Series	A	B	C	D	E	F	a Typ.	b Typ.	c Typ.
SLW4020S	4.0±0.2	4.0±0.2	2.0Max.	3.3±0.2	0.95±0.2	2.10±0.2	1.9	1.1	3.7

◆ Electrical Characteristics

- 1) Operating temperature range (Including self-heating): $-40^{\circ}\text{C} \sim +125^{\circ}\text{C}$
- 2) Storage temperature range (packaging conditions): $-10^{\circ}\text{C} \sim +40^{\circ}\text{C}$ and RH 70% (Max.)

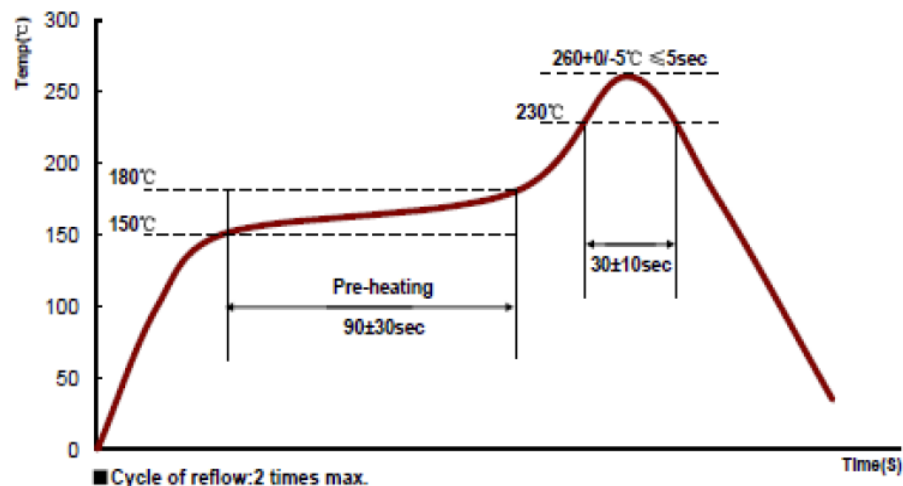
◆ Construction and material



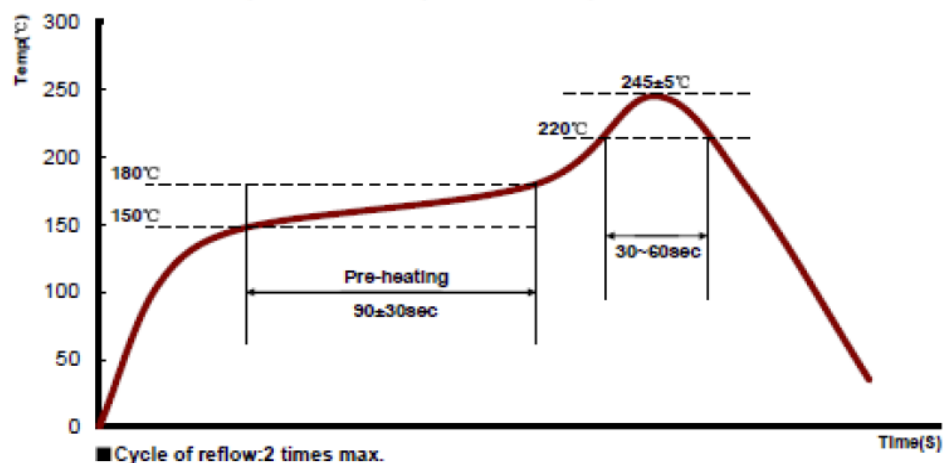
Code	Part Name	Material Name
①	Ferrite Core	Ni-Zn Ferrite
②	Wire	Polyurethane system enameled copper wire
③	Magnetic Glue	Epoxy resin and magnetic powder
④	Plating Electrodes	Ag
		Ni
		Sn
⑤	Outer Electrodes	Top surface solder coating Sn、Ag、Cu

◆ REFLOW-PROFILE

Limit Profile



Standard Profile (for EOC Solder paste S70G-HF)



◆ Specification

Part Number	Inductance @100KHz, 1V (μ H)	DC Resistance $\pm 30\%$ (Ω)	Min.Self-resonant Frequency (MHz)	Saturation Current(A)	Heat Rating Current(A)
		DCR	S.R.F	Isat	Irms
SLW4020S Series					
SLW4020S1R0MST	1.0 \pm 20%	0.029	75	4.85	2.15
SLW4020S1R5MST	1.5 \pm 20%	0.035	71	4.45	1.98
SLW4020S2R2MST	2.2 \pm 20%	0.040	49	3.40	1.85
SLW4020S3R3MST	3.3 \pm 20%	0.070	44	3.20	1.40
SLW4020S4R7MST	4.7 \pm 20%	0.075	42	2.35	1.34
SLW4020S5R1MST	5.1 \pm 20%	0.085	42	2.30	1.27
SLW4020S5R6MST	5.6 \pm 20%	0.090	30	2.20	1.22
SLW4020S6R2MST	6.2 \pm 20%	0.115	36	2.15	1.08
SLW4020S6R8MST	6.8 \pm 20%	0.125	33	2.20	1.04
SLW4020S100MST	10 \pm 20%	0.165	26	1.60	0.90
SLW4020S120MST	12 \pm 20%	0.175	26	1.50	0.88
SLW4020S150MST	15 \pm 20%	0.230	24	1.35	0.77
SLW4020S220MST	22 \pm 20%	0.350	15	1.05	0.62
SLW4020S330MST	33 \pm 20%	0.550	11	0.85	0.49
SLW4020S390MST	39 \pm 20%	0.650	11	0.82	0.46
SLW4020S470MST	47 \pm 20%	0.710	10	0.74	0.44
SLW4020S680MST	68 \pm 20%	1.060	7.7	0.61	0.36
SLW4020S820MST	82 \pm 20%	1.170	7.2	0.56	0.34
SLW4020S101MST	100 \pm 20%	1.350	6.3	0.52	0.31

◆ Note

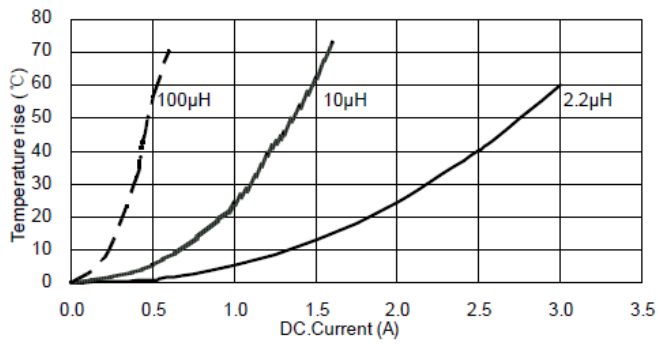
- 1: All test data is referenced to 20°C ambient;
- 2: Rated current: Isat or Irms, whichever is smaller;
- 3: Isat: DC current at which the inductance drops approximate 30% from its value without current;
- 4: Irms: DC current that causes the temperature rise ($\Delta T = 40^\circ\text{C}$) from 20°C ambient.

◆ Standard Packing Quantity: 3000 pcs/reel

◆ **TYPICAL ELECTRICAL CHARACTERISTICS**

SLW4020S Series

Temperature vs. DC Current Characteristics



Inductance vs. DC Current Characteristics

