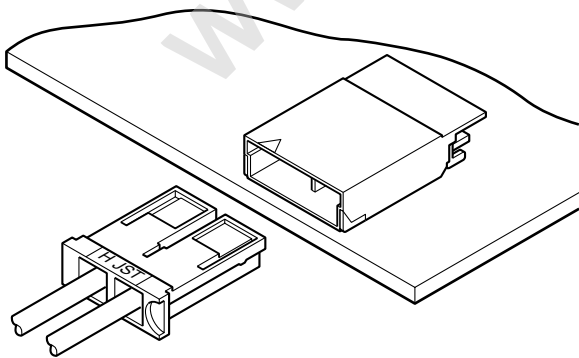


BHL CONNECTOR

Disconnectable Crimp style connectors



Low profile connector with high withstanding voltage, designed for connecting liquid crystal display backlight lamps to their starters. The BHL connector is 2.8mm (.110") thick, so the mounting height is only 3mm (.118").



Features

• Contact lances

Contacts are secured in the housing by their spring action, thus fully shrouded. This helps improve the withstanding voltage.

• Anti-misinsertion housing

The housing has mis-insertion preventive guides on both sides. Housing locks prevent release of the housing that might result from vibration or shock.

Specifications

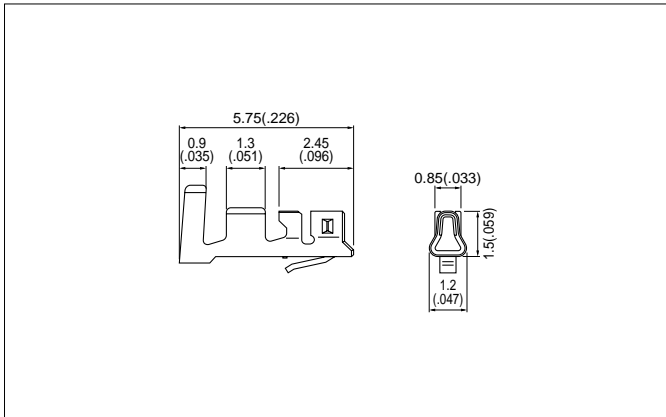
- Current rating: 1.0A AC, DC
 - Voltage rating: 1,400V AC, DC
 - Temperature range: -25°C to +85°C
(including temperature rise in applying electrical current)
 - Contact resistance: Initial value/10m max.
After environmental testing/20m max.
 - Insulation resistance: 1,000M min.
 - Withstanding voltage: 3,800V AC/minute
 - Applicable wire: Conductor/AWG #28 to #24
Insulation O. D./0.9 to 1.7mm (.035" to .067")
- * Contact JST for details.

Standards

Recognized E60389

Certified LR20812

Contact

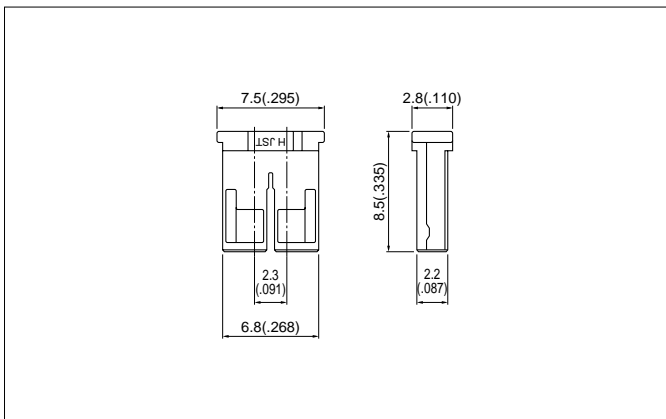


Model No.	Applicable wire			Q'ty / reel
	mm ²	AWG #	Insulation O.D. mm(in.)	
SBHL-002T-P0.5	0.08 to 0.22	28 to 24	0.9 to 1.7(.035 to .067)	10,000

Material and Finish

Phosphor bronze, tin-plated

Housing

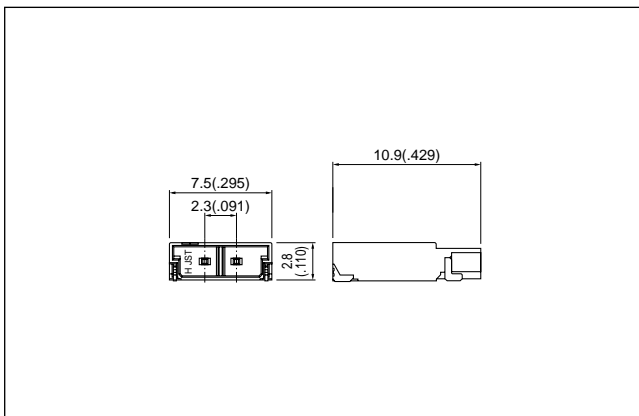


Circuits	Model No.	Q'ty / bag
2	BHLR-02VS	1,000

Material

Thermosetting resin, UL94V-0, black

Shrouded header



Circuits	Model No.	Q'ty / reel
2	SM02B-BHLS-1-TB	1,500

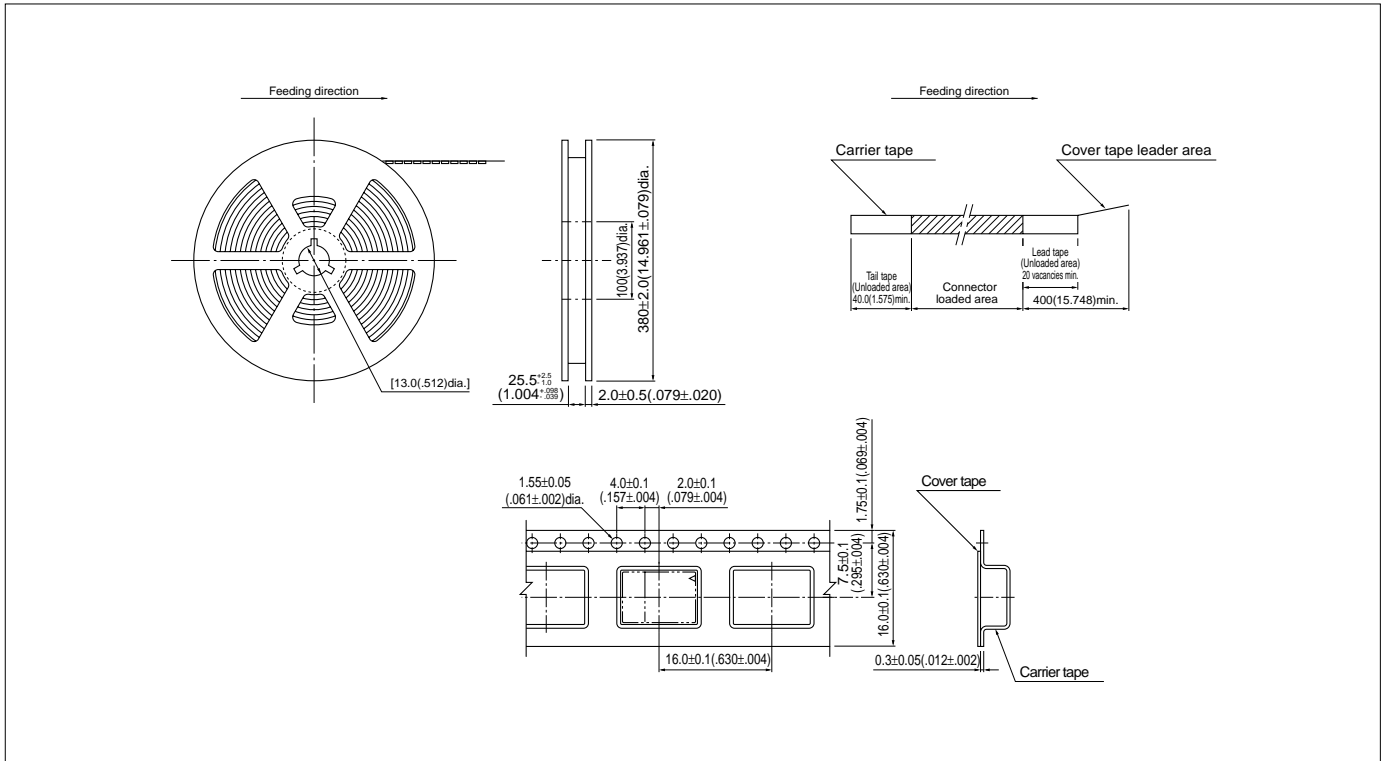
Material and Finish

Post: Brass, copper-undercoated, tin/lead-plated
 Wafer: Heat resistant resin, UL94V-0, natural (ivory)
 Solder tab: Brass, copper-undercoated, tin/lead-plated

Note: The products listed above are supplied on embossed-tape.

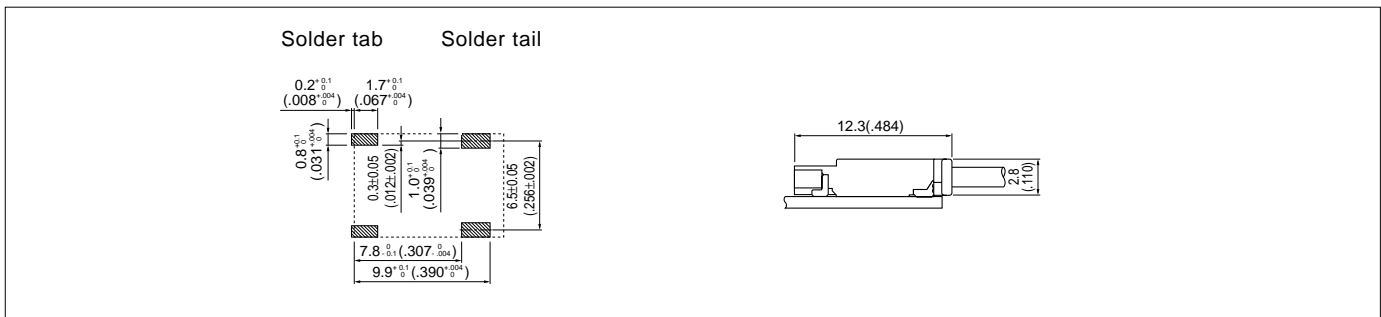
BHL CONNECTOR

Taping specifications



- Note:
- Specifications conform to JIS C 0806. The tape width, connector loading recess square hole dimensions, etc. are determined by the number of circuits and external shape of the connector to be loaded.
 - Specifications are subject to change without prior notice.

PC board layout (viewed from component side) and Assembly layout



Applicator for the semi-automatic press AP-K2N

Contact	Crimp applicator MKS-L		Compact crimp applicator MKS-LS		Strip-crimp applicator MKS-SC
	with safety cover	without safety cover	with safety cover	without safety cover	with safety cover
SBHL-002T-P0.5	APLMK SBHL002-05	APLNC SBHL002-05	-	-	-