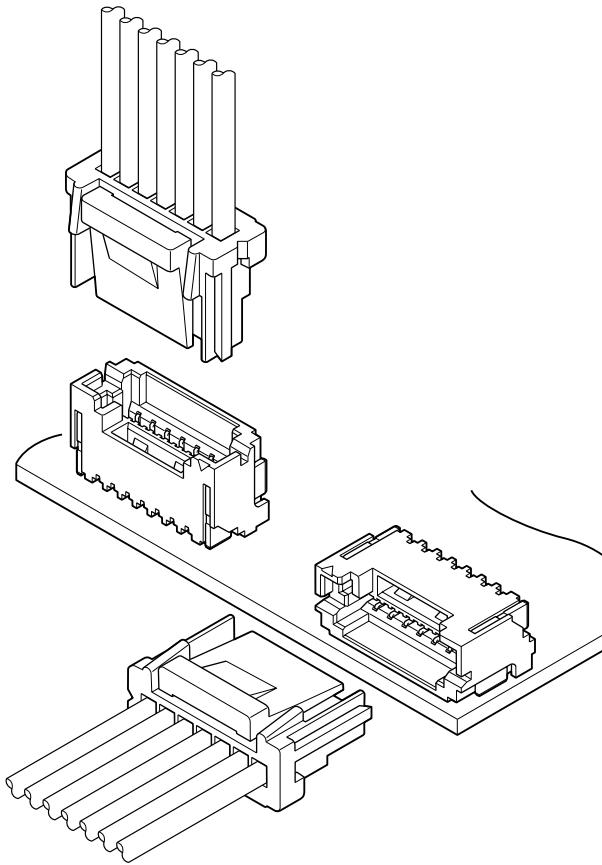


ZE CONNECTOR

1.5mm pitch/Disconnectable Crimp style connectors



1.5mm pitch secure lock type connector. Fork-shaped header contact provides the good mating feeling and secure mating operation.

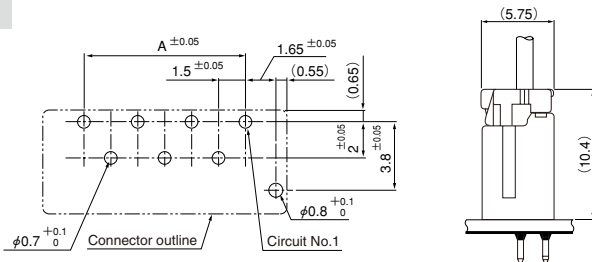
- Secure locking structure
- Contact locking structure

Specifications

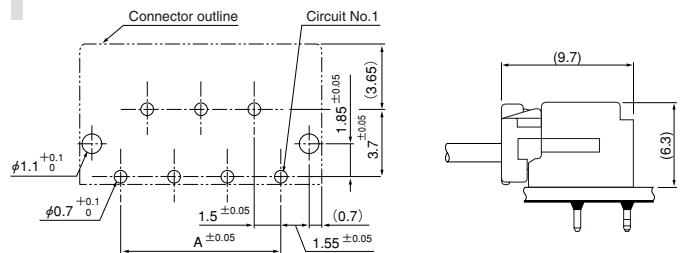
- Current rating: 2A AC, DC (AWG #24)
- Voltage rating: 100V AC, DC
- Temperature range: -25°C to +85°C
(including temperature rise in applying electrical current)
- Contact resistance: Initial value/20m Ω max.
After environmental testing/40m Ω max.
- Insulation resistance: 500M Ω min.
- Withstanding voltage: 500V AC/minute
- Applicable wire: Conductor size/AWG #30 to #24
Insulation O.D./0.8 to 1.2mm
- * Compliant with RoHS.
- * Refer to "General Instruction and Notice when using Terminals and Connectors" at the end of this catalog.
- * Contact JST for details.

PC board layout (viewed from component side) and Assembly layout

Top entry type



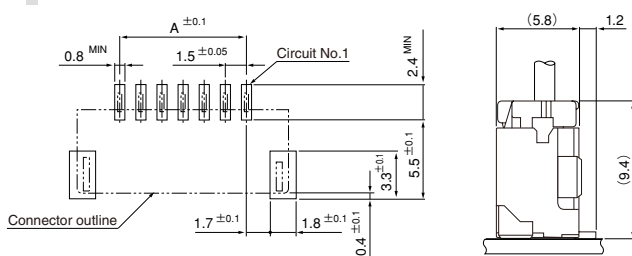
Side entry type



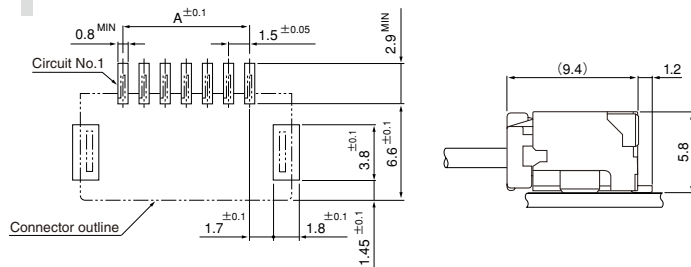
Note: 1. Tolerances are non-cumulative: ±0.05mm for all centers.
2. Hole dimensions differ according to the kind of PC board and piercing method.
The dimensions above should serve as a guideline. Contact JST for details.

<SMT type>

Top entry type



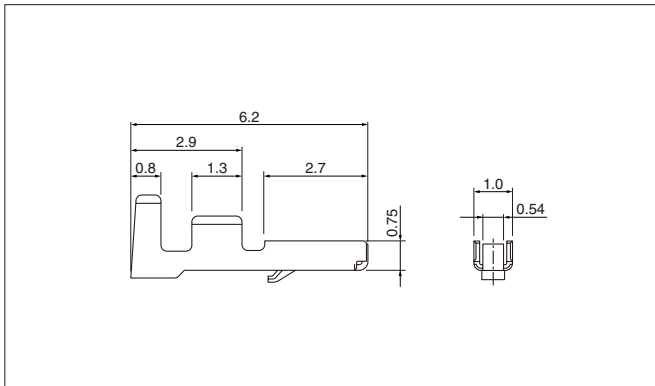
Side entry type



Note: 1. Tolerances are non-cumulative: ±0.1mm for all centers.
2. The dimensions above should serve as a guideline. Contact JST for details.

ZE CONNECTOR

Contact



Model No.	Applicable wire		Insulation O.D. (mm)	Q'ty / reel
	mm ²	AWG#		
SZE-002T-P0.3	0.08~0.21	28~24	0.8~1.2	16,000
SZE-003T-P0.3	0.05~0.13	30~26	0.8~1.0	16,000

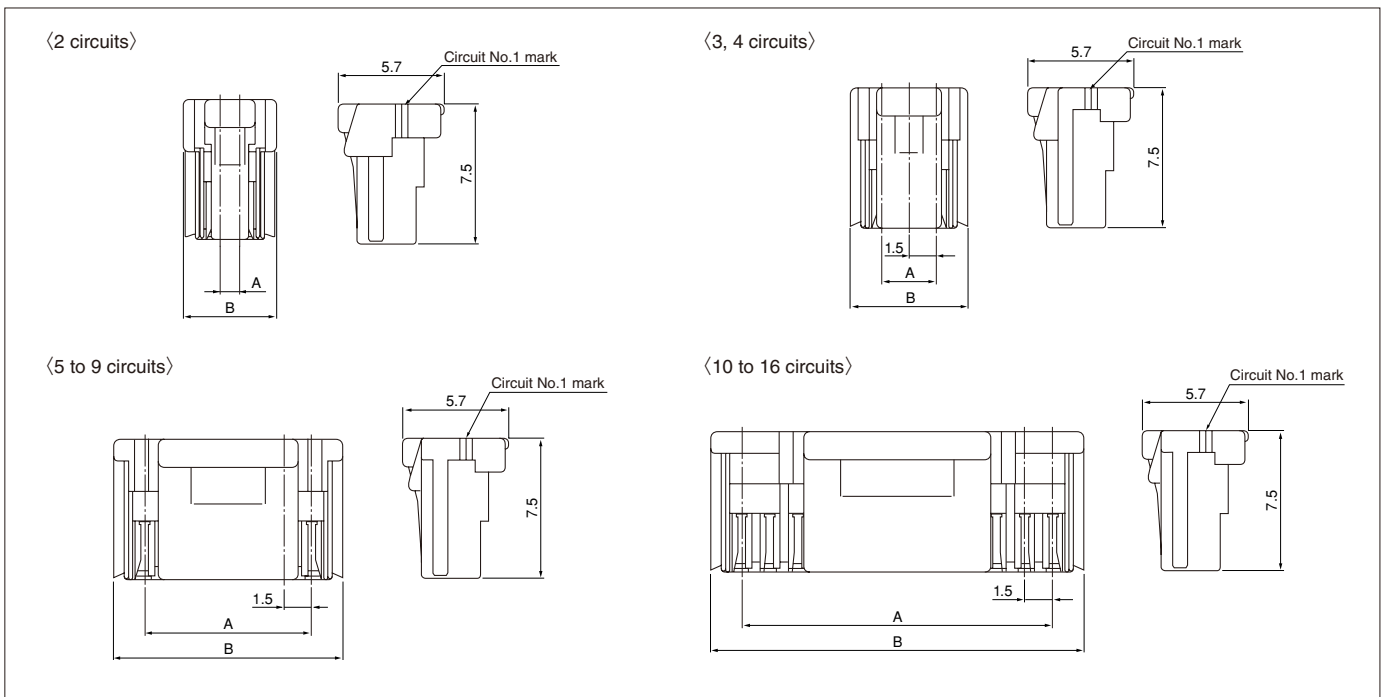
Material and Finish

Copper alloy, tin-plated (reflow treatment)

RoHS compliance

Contact	Crimping machine	Applicator		
		Crimp applicator	Dies	Crimp applicator with dies
SZE-002T-P0.3	AP-K2N	MKS-L	MK/SZE-002-03	APLMK SZE002-03
		—	—	—
SZE-003T-P0.3	AP-K2N	MKS-L	MK/SZE-003-03	APLMK SZE003-03
		—	—	—

Housing



Circuits	Model No.	Dimensions (mm)		Q'ty / bag
		A	B	
2	ZER-02V-S	1.5	5.0	6,000
3	ZER-03V-S	3.0	6.3	6,000
4	ZER-04V-S	4.5	7.8	5,000
5	ZER-05V-S	6.0	9.3	3,000
6	ZER-06V-S	7.5	10.8	3,000
7	ZER-07V-S	9.0	12.3	2,000
8	ZER-08V-S	10.5	13.8	2,000
9	ZER-09V-S	12.0	15.3	2,000
10	ZER-10V-S	13.5	16.8	2,000
11	ZER-11V-S	15.0	18.3	2,000
12	ZER-12V-S	16.5	19.8	2,000
13	ZER-13V-S	18.0	21.3	2,000
14	ZER-14V-S	19.5	22.8	2,000
15	ZER-15V-S	21.0	24.3	1,500
16	ZER-16V-S	22.5	25.8	1,500

Material

PBT, UL94V-0, natural

RoHS compliance

<For reference> As the color identification, the following alphabet shall be put in the underlined part. For availability, delivery and minimum order quantity, contact JST.

ex. **ZER-02V-S**

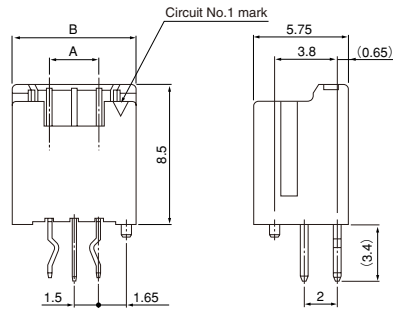
S...natural Z...ivory E...blue K...black O...orange R...red
 Y...yellow M...green N...brown L...lemon yellow
 TR...tomato red MG...moss green DP...dark purple
 DH...dark gray DO...dark orange LE...light blue PK...pink
 FY...vivid yellow DPK...dark pink

ZE CONNECTOR

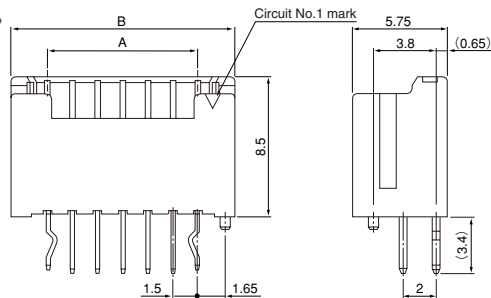
Through-hole type shrouded header

Top entry type

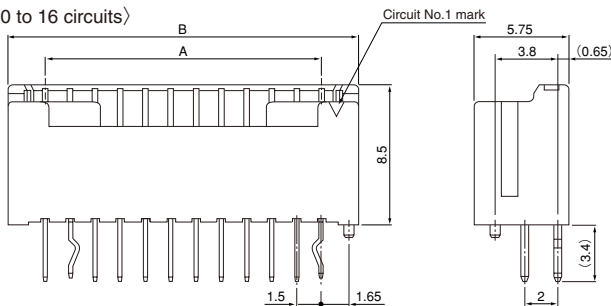
<2 to 5 circuits>



<6 to 9 circuits>

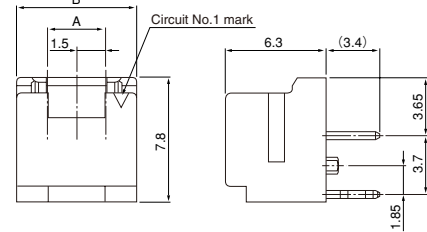


<10 to 16 circuits>

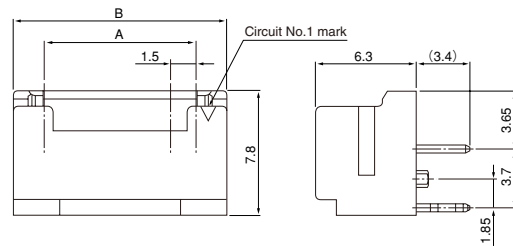


Side entry type

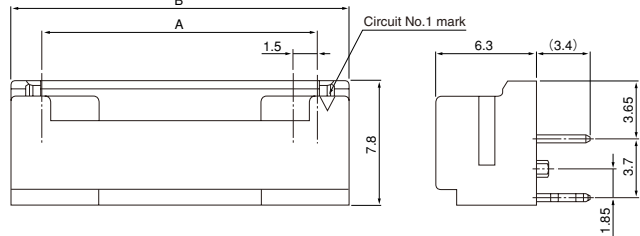
<2 to 5 circuits>



<6 to 9 circuits>



<10 to 16 circuits>



Top entry type

Circuits	Model No.		Dimensions (mm)		Q'ty / box
	Without boss	With boss	A	B	
2	—	B02B-ZESK-1D	1.5	6.0	2,496
3	B03B-ZESK-D	B03B-ZESK-1D	3.0	7.5	1,984
4	B04B-ZESK-D	B04B-ZESK-1D	4.5	9.0	1,664
5	B05B-ZESK-D	B05B-ZESK-1D	6.0	10.5	1,408
6	B06B-ZESK-D	B06B-ZESK-1D	7.5	12.0	1,216
7	B07B-ZESK-D	B07B-ZESK-1D	9.0	13.5	1,088
8	B08B-ZESK-D	B08B-ZESK-1D	10.5	15.0	960
9	B09B-ZESK-D	B09B-ZESK-1D	12.0	16.5	896
10	B10B-ZESK-D	B10B-ZESK-1D	13.5	18.0	832
11	B11B-ZESK-D	B11B-ZESK-1D	15.0	19.5	768
12	B12B-ZESK-D	B12B-ZESK-1D	16.5	21.0	704
13	B13B-ZESK-D	B13B-ZESK-1D	18.0	22.5	640
14	B14B-ZESK-D	B14B-ZESK-1D	19.5	24.0	576
15	B15B-ZESK-D	B15B-ZESK-1D	21.0	25.5	512
16	B16B-ZESK-D	B16B-ZESK-1D	22.5	27.0	512

Material and Finish

Contact: Copper alloy, copper-undercoated, tin-plated (reflow treatment)
Wafer: Glass-filled PA 66, UL94V-0, natural

Side entry type

Circuits	Model No.	Dimensions (mm)		Q'ty / box
		A	B	
2	S02B-ZESK-2D	1.5	6.0	1,872
3	S03B-ZESK-2D	3.0	7.5	1,488
4	S04B-ZESK-2D	4.5	9.0	1,248
5	S05B-ZESK-2D	6.0	10.5	1,056
6	S06B-ZESK-2D	7.5	12.0	912
7	S07B-ZESK-2D	9.0	13.5	816
8	S08B-ZESK-2D	10.5	15.0	720
9	S09B-ZESK-2D	12.0	16.5	672
10	S10B-ZESK-2D	13.5	18.0	624
11	S11B-ZESK-2D	15.0	19.5	576
12	S12B-ZESK-2D	16.5	21.0	528
13	S13B-ZESK-2D	18.0	22.5	480
14	S14B-ZESK-2D	19.5	24.0	432
15	S15B-ZESK-2D	21.0	25.5	384
16	S16B-ZESK-2D	22.5	27.0	384

Material and Finish

Contact: Copper alloy, copper-undercoated, tin-plated (reflow treatment)
Wafer: Glass-filled PA 66, UL94V-0, natural

RoHS compliance This product displays (LF)(SN) on a label.
Note: Top entry type 2 circuits is only header with boss.

RoHS compliance This product displays (LF)(SN) on a label.

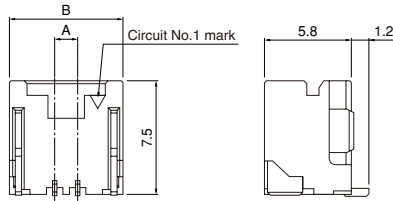
<For reference> As the color identification, the following alphabet shall be put in the underlined part.
For availability, delivery and minimum order quantity, contact JST.

ex. **B02B-ZESK-1D, S02B-ZESK-2D** S...natural Z...ivory E...blue K...black O...orange R...red Y...yellow M...green N...brown L...lemon yellow
TR...tomato red MG...moss green DH...dark gray DO...dark orange LE...light blue PK...pink FY...vivid yellow DPK...dark pink

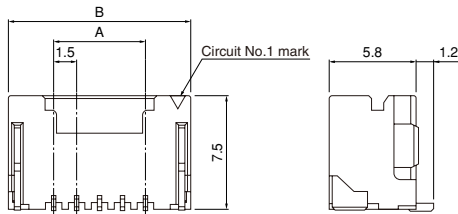
SMT type shrouded header

Top entry type

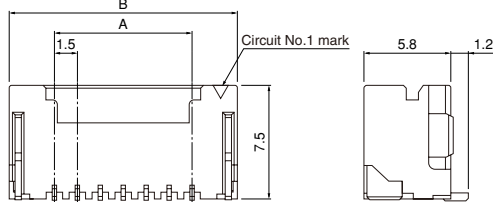
<2 circuits>



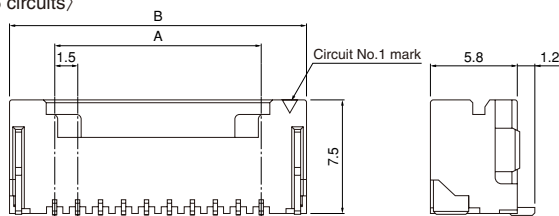
<3 to 5 circuits>



<6 to 9 circuits>

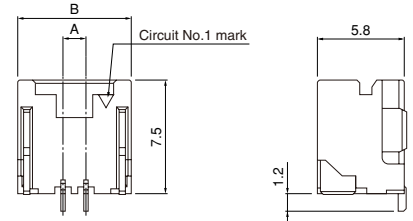


<10 to 16 circuits>

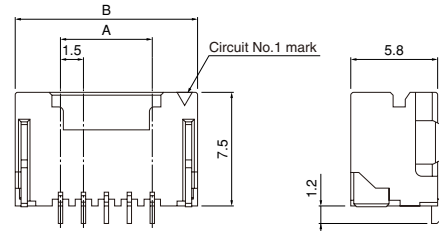


Side entry type

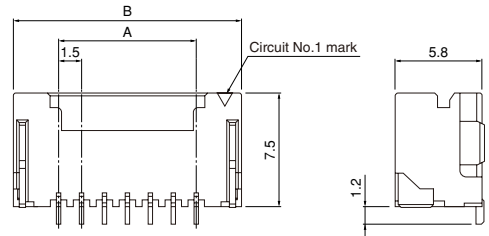
<2 circuits>



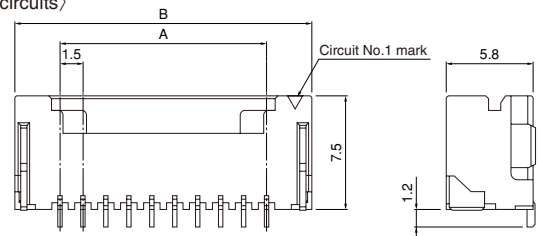
<3 to 5 circuits>



<6 to 9 circuits>



<10 to 16 circuits>



Top entry type

Circuits	Model No.	Dimensions (mm)		Q'ty / reel
		A	B	
2	BM02B-ZESS-TBT	1.5	7.5	800
3	BM03B-ZESS-TBT	3.0	9.0	800
4	BM04B-ZESS-TBT	4.5	10.5	800
5	BM05B-ZESS-TBT	6.0	12.0	800
6	BM06B-ZESS-TBT	7.5	13.5	800
7	BM07B-ZESS-TBT	9.0	15.0	800
8	BM08B-ZESS-TBT	10.5	16.5	800
9	BM09B-ZESS-TBT	12.0	18.0	800
10	BM10B-ZESS-TBT	13.5	19.5	800
11	BM11B-ZESS-TBT	15.0	21.0	800
12	BM12B-ZESS-TBT	16.5	22.5	800
13	BM13B-ZESS-TBT	18.0	24.0	800
14	BM14B-ZESS-TBT	19.5	25.5	800
15	BM15B-ZESS-TBT	21.0	27.0	800
16	BM16B-ZESS-TBT	22.5	28.5	800

Material and Finish

Contact: Copper alloy, copper-undercoated, tin-plated (reflow treatment)
Wafer: Polyamide, UL94V-0, natural
Reinforcement: Copper alloy, copper-undercoated, tin-plated (reflow treatment)

RoHS compliance This product displays (LF)(SN) on a label.
Note: This products listed above are supplied on embossed-tape/with suction tape.

<For reference> As the color identification, the following alphabet shall be put in the underlined part.
For availability, delivery and minimum order quantity, contact JST.

ex. **BM02B-ZESS-TBT, SM02B-ZESS-TB** S...natural Z...ivory E...blue LE...light blue TR...tomato red L...lemon yellow
DH...dark gray DP...dark purple DO...dark orange MG...moss green DPK...dark pink

Side entry type

Circuits	Model No.	Dimensions (mm)		Q'ty / reel
		A	B	
2	SM02B-ZESS-TB	1.5	7.5	1,000
3	SM03B-ZESS-TB	3.0	9.0	1,000
4	SM04B-ZESS-TB	4.5	10.5	1,000
5	SM05B-ZESS-TB	6.0	12.0	1,000
6	SM06B-ZESS-TB	7.5	13.5	1,000
7	SM07B-ZESS-TB	9.0	15.0	1,000
8	SM08B-ZESS-TB	10.5	16.5	1,000
9	SM09B-ZESS-TB	12.0	18.0	1,000
10	SM10B-ZESS-TB	13.5	19.5	1,000
11	SM11B-ZESS-TB	15.0	21.0	1,000
12	SM12B-ZESS-TB	16.5	22.5	1,000
13	SM13B-ZESS-TB	18.0	24.0	1,000
14	SM14B-ZESS-TB	19.5	25.5	1,000
15	SM15B-ZESS-TB	21.0	27.0	1,000
16	SM16B-ZESS-TB	22.5	28.5	1,000

Material and Finish

Contact: Copper alloy, copper-undercoated, tin-plated (reflow treatment)
Wafer: Polyamide, UL94V-0, natural
Reinforcement: Copper alloy, copper-undercoated, tin-plated (reflow treatment)

RoHS compliance This product displays (LF)(SN) on a label.
Note: This products listed above are supplied on embossed-tape/without suction tape.