

1.Features

- 150W peak pulse power ($t_p=8/20\mu s$)
- Transient protection for high speed data lines to IEC 61000-4-2 (ESD) $\pm 15kV$ (air), $\pm 8kV$ (contact) IEC 61000-4-4 (EFT) 40A (5/50ns)
- Working voltages: 5V
- Protects one bidirectional line or two unidirectional lines
- Low operating and clamping voltages
- Solid-state silicon avalanche technology

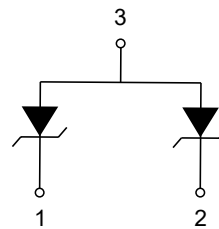
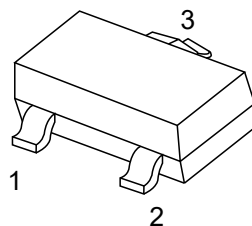
2.Applications

- USB Power & Data Line Protection
- Monitors and Flat Panel Displays
- I²C Bus Protection
- Portable Instrumentation
- Set Top Box

3.Mechanical Characteristics

- Package: SOT23
- Lead Finish: Matte Tin
- UL Flammability Classification Rating 94V-0
- Pb-Free, Halogen Free, RoHS/WEEE Compliant

4.Pinning information



SOT-23



5. Absolute Maximum Ratings ($T_A=25^{\circ}\text{C}$ unless otherwise specified)

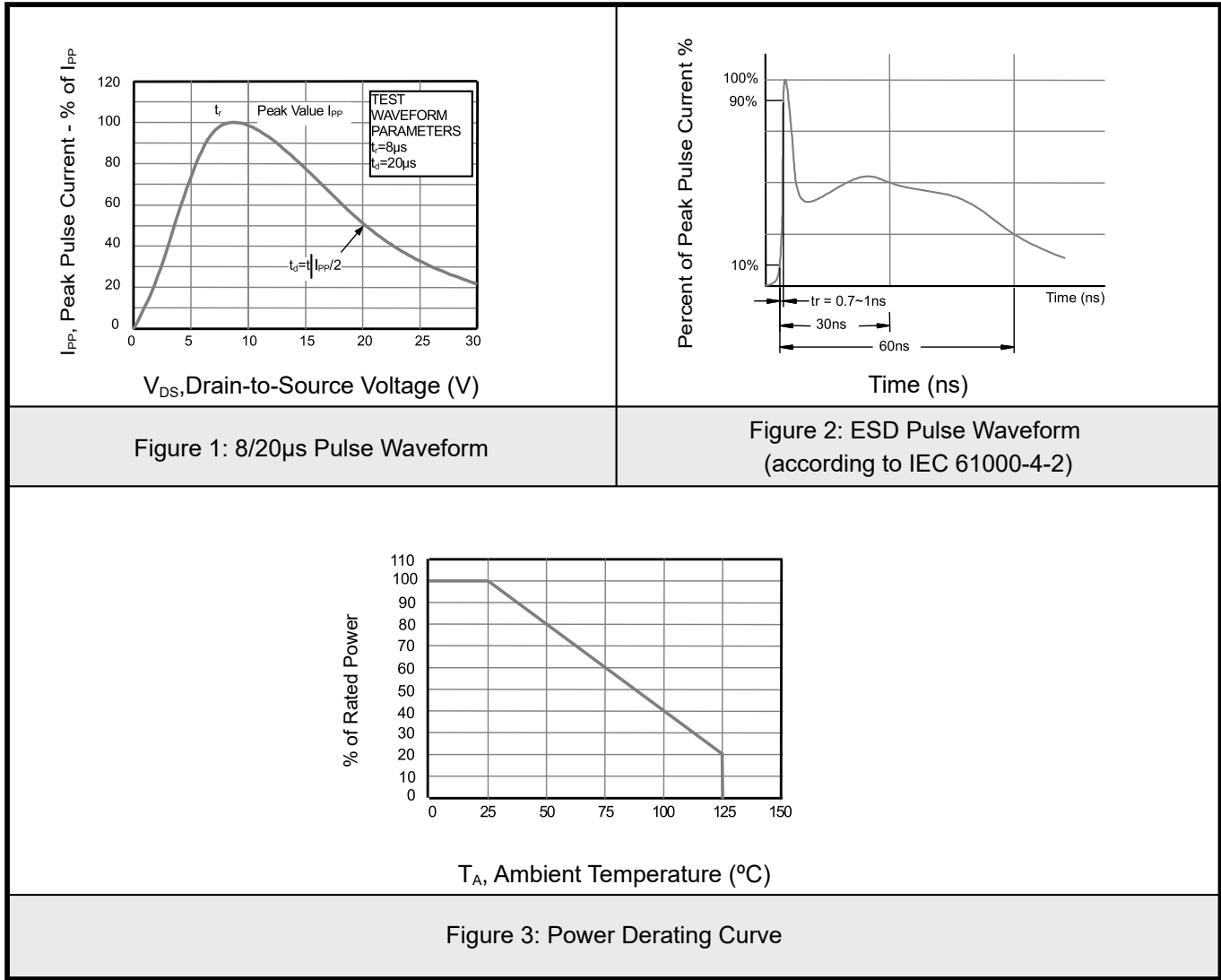
Parameter	Symbol	Value	Units
Peak pulse power (8/20 μs)	P_{PK}	150	W
ESD per IEC 61000-4-2 (Air)	V_{ESD}	± 15	kV
ESD per IEC 61000-4-2 (Contact)		± 8	kV
Junction Temperature Range	T_J	-55 to 125	$^{\circ}\text{C}$
Storage Temperature Range	T_{STG}	-55 to 150	$^{\circ}\text{C}$

6. Electrical Characteristics ($T_A=25^{\circ}\text{C}$ unless otherwise specified)

Part Number	V_{RWM}	I_{DRM}	V_{BR}	I_R	V_C	I_{PP}	V_C	I_{PP}	C_O
	V	μA	V	mA	V	A	V	A	pF
		MAX	MIN		MAX		MAX		MAX
SM05	5	1	6	1	9.8	1	15	10	100

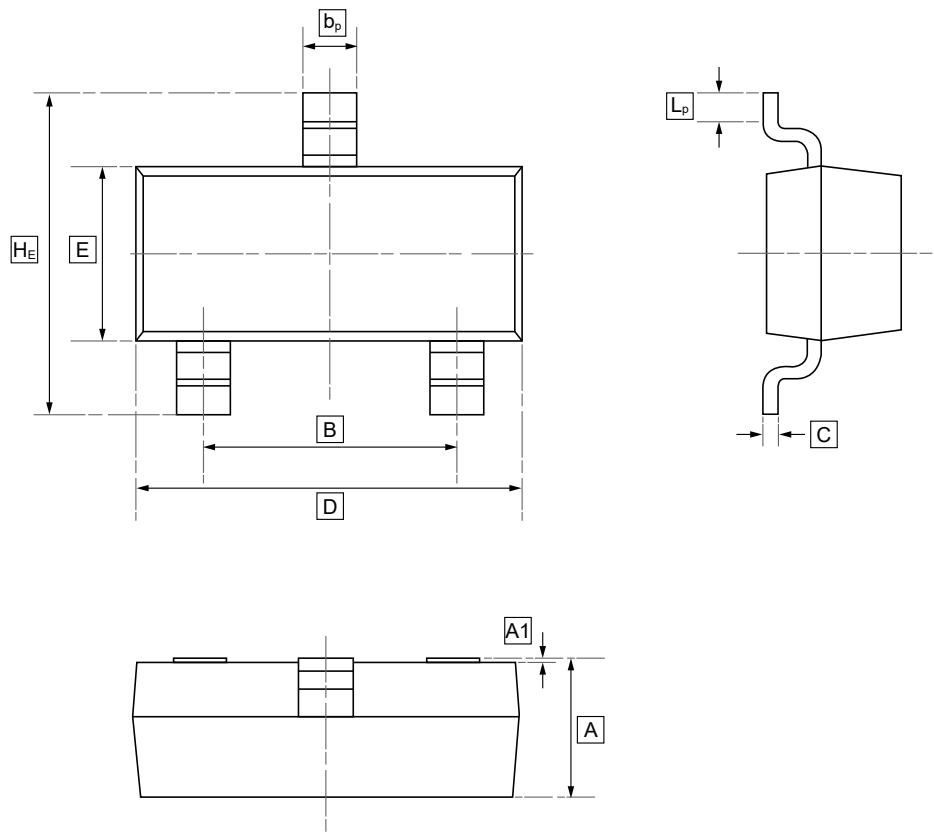


7. Typical characteristic





8.SOT-23 Package Outline Dimensions

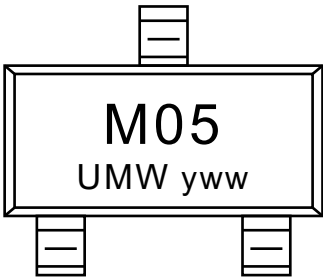


DIMENSIONS (mm are the original dimensions)

Symbol	A	B	b _p	C	D	E	H _E	A1	L _p
Min	0.95	1.78	0.35	0.08	2.70	1.20	2.20	0.013	0.20
Max	1.40	2.04	0.50	0.19	3.10	1.65	3.00	0.100	0.50



9.Ordering information



yww: Batch Code

Order Code	Package	Base QTY	Delivery Mode
UMW SM05.TCT	SOT-23	3000	Tape and reel



10.Disclaimer

UMW reserves the right to make changes to all products, specifications. Customers should obtain the latest version of product documentation and verify the completeness and currency of the information before placing an order.

When applying our products, please do not exceed the maximum rated values, as this may affect the reliability of the entire system. Under certain conditions, any semiconductor product may experience faults or failures. Buyers are responsible for adhering to safety standards and implementing safety measures during system design, prototyping, and manufacturing when using our products to prevent potential failure risks that could lead to personal injury or property damage.

Unless explicitly stated in writing, UMW products are not intended for use in medical, life-saving, or life-sustaining applications, nor for any other applications where product failure could result in personal injury or death. If customers use or sell the product for such applications without explicit authorization, they assume all associated risks.

When reselling, applying, or exporting, please comply with export control laws and regulations of China, the United States, the United Kingdom, the European Union, and other relevant countries, regions, and international organizations.

This document and any actions by UMW do not grant any intellectual property rights, whether express or implied, by estoppel or otherwise. The product names and marks mentioned herein may be trademarks of their respective owners.