

RoHS Compliant Product
 A suffix of "-C" specifies halogen & lead-free

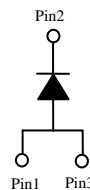
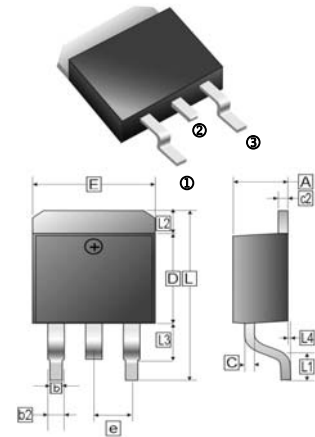
FEATURES

- Low forward voltage drop
- High current capability
- High reliability
- High surge current capability
- Epitaxial construction

MECHANICAL DATA

- Case: Molded plastic
- Epoxy: UL94V-0 rate flame retardant
- Lead: Lead solderable per MIL-STD-202 method 208 guaranteed
- Polarity: As Marked
- Mounting position: Any
- Weight: 2.24 grams

TO-263(D²-PACK)



Configuration

REF.	Millimeter		REF.	Millimeter	
	Min.	Max.		Min.	Max.
A	4.00	4.85	c2	1.10	1.65
b	0.51	1.00	b2	1.34	REF
L4	0.00	0.30	D	8.0	9.65
C	0.30	0.74	e	2.54 REF	
L3	1.50 REF		L	14.6	15.88
L1	1.78	2.79	L2	1.27 REF	
E	9.60	10.67			

PACKAGE INFORMATION

Package	MPQ	Leader Size
TO-263	0.8K	13 inch

MAXIMUM RATINGS

(Rating 25°C ambient temperature unless otherwise specified. Single phase half wave, 60Hz, resistive or inductive load.
 For capacitive load, de-rate current by 20%.)

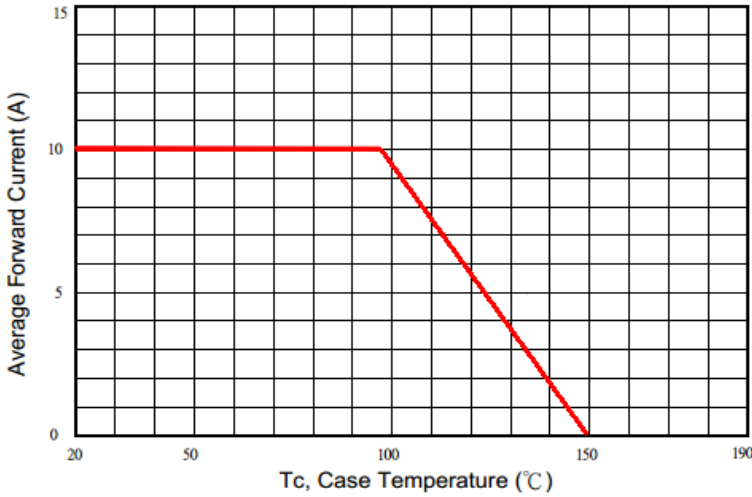
PARAMETER	SYMBOL	RATING	UNIT
Maximum Repetitive Peak Reverse Voltage	V_{RRM}	100	V
Maximum RMS Voltage	V_{RMS}	70	V
Maximum DC Blocking Voltage	V_{DC}	100	V
Maximum Average Forward Rectified Current	I_F	10	A
Peak Forward Surge Current, 8.3 ms single half sine-wave superimposed on rated load	I_{FSM}	150	A
Maximum Instantaneous Forward Voltage @10A	V_F	$T_A=25^\circ\text{C}$	0.85
		$T_A=100^\circ\text{C}$	0.72
Maximum Reverse Current at Rated VRRM Per Diode ²	I_R	$T_A=25^\circ\text{C}$	0.1
		$T_A=100^\circ\text{C}$	5
Typical Junction Capacitance ¹	C_J	580	pF
Voltage Rate Of Change	dv/dt	10000	V/us
Typical Thermal Resistance ³	$R_{\theta JC}$	6	°C/W
Operating & Storage Temperature	T_J, T_{STG}	-55~150	°C

NOTES:

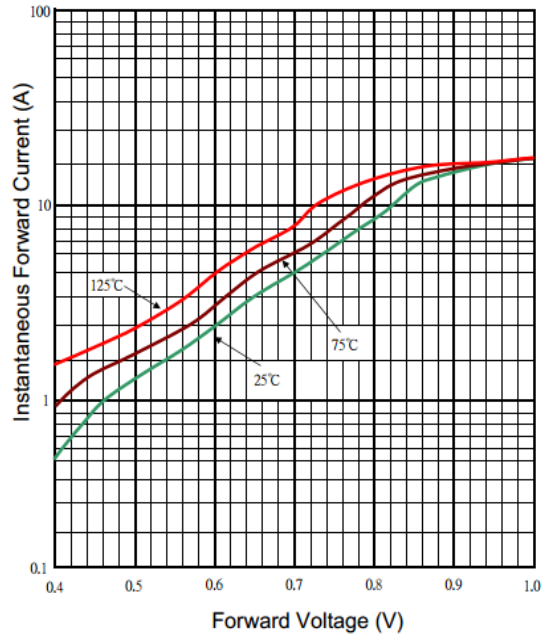
1. Measured at 1MHz and applied reverse voltage of 4.0V D.C..
2. Plus test: 300uS Pulse width, 2% duty cycle.
3. Thermal Resistance Junction to Case. FR4 Board Heat sink size: 10*10*0.2mm.

RATINGS AND CHARACTERISTIC CURVES

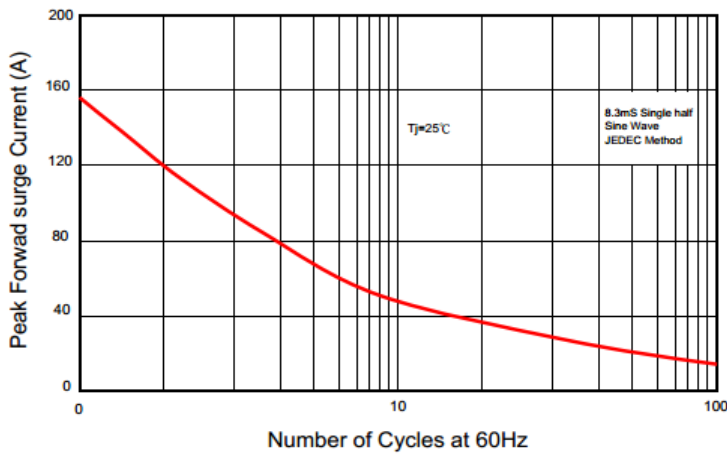
Typical Forward Current Derating Curve



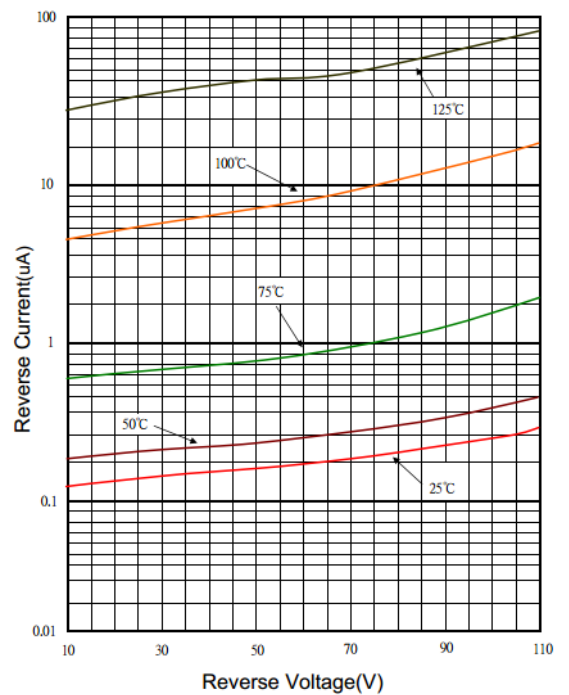
Typical Forward Characteristic



Maximum Non- Repetitive Forward Surge Current



Typical Reverse Characteristic



Typical Junction Capacitance

