

RoHS Compliant Product  
A suffix of "-C" specifies halogen & lead-free

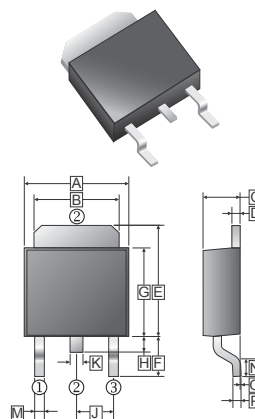
## FEATURES

- Low forward voltage drop
- High current capability
- High reliability
- High surge current capability
- Epitaxial construction

## MECHANICAL DATA

- Case: Molded plastic
- Epoxy: UL94V-0 rate flame retardant
- Lead: Lead solderable per MIL-STD-202 method 208 guaranteed
- Polarity: As Marked
- Mounting position: Any
- Weight: 0.7 grams

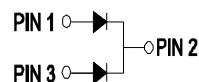
## TO-252 (D-Pack)



REF.	Millimeter		REF.	Millimeter	
	Min.	Max.		Min.	Max.
A	6.35	6.90	J	2.30	REF.
B	4.95	5.50	K	0.64	1.14
C	2.10	2.50	M	0.50	1.14
D	0.43	0.9	N	1.3	1.8
E	6.0	7.5	O	0	0.13
F	2.80	REF.	P	0.58	REF.
G	5.40	6.40			
H	0.60	1.20			

## PACKAGE INFORMATION

Package	MPQ	Leader Size
TO-252	2.5K	13 inch



## MAXIMUM RATINGS AND ELECTRICAL CHARACTERISTICS

(Rating 25°C ambient temperature unless otherwise specified. Single phase half wave, 60Hz, resistive or inductive load.  
For capacitive load, de-rate current by 20%.)

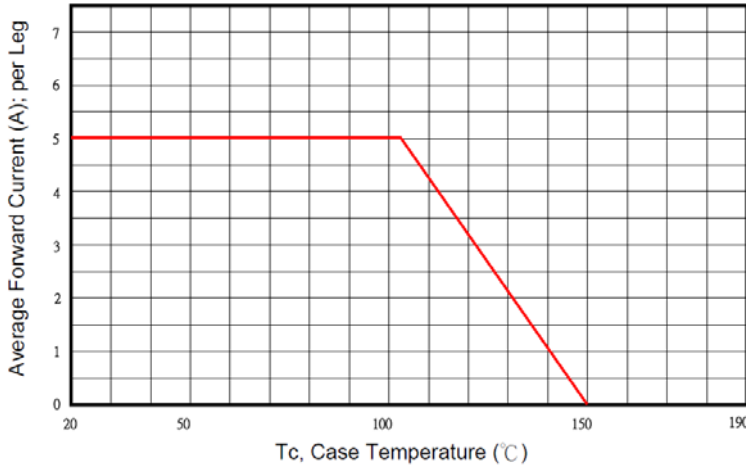
Parameter		Symbol	Rating	Unit
Maximum Repetitive Peak Reverse Voltage		$V_{RRM}$	150	V
Maximum RMS Voltage		$V_{RMS}$	105	V
Maximum DC Blocking Voltage		$V_{DC}$	150	V
Maximum Average Forward Rectified Current	Per Leg	$I_F$	5	A
	Per Device		10	A
Peak Forward Surge Current, 8.3 ms single half sine-wave superimposed on rated load		$I_{FSM}$	100	A
Maximum Instantaneous Forward Voltage @ 5A		$V_F$	0.87	V
Maximum DC Reverse Current at Rated DC Blocking Voltage	$T_A=25^\circ\text{C}$	$I_R$	0.2	mA
	$T_A=100^\circ\text{C}$		2	
Typical Junction Capacitance <sup>1</sup>		$C_J$	250	pF
Typical Thermal Resistance <sup>2</sup>		$R_{\theta JC}$	10	°C/W
Operating Temperature		$T_J$	-55~150	°C
Storage Temperature		$T_{STG}$	-55~150	°C

Notes:

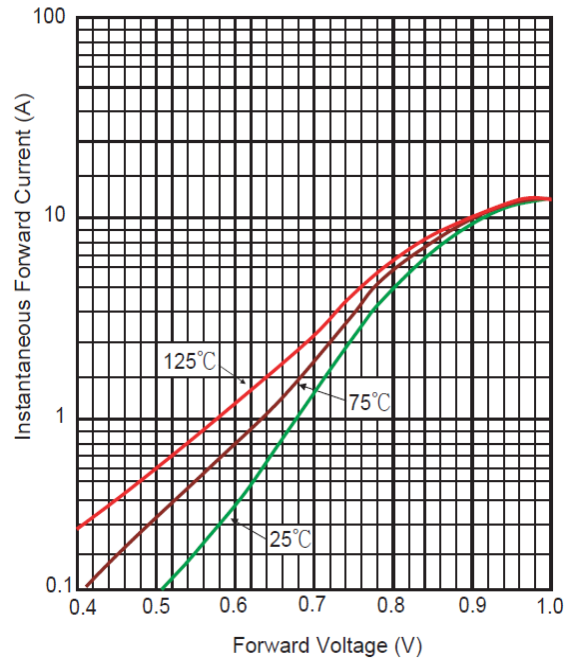
1. Measured at 1MHz and applied reverse voltage of 4.0V D.C.
2. Thermal Resistance Junction to Case. FR4 Board Heat sink size: 10\*10\*0.2mm.

**RATINGS AND CHARACTERISTIC CURVES**

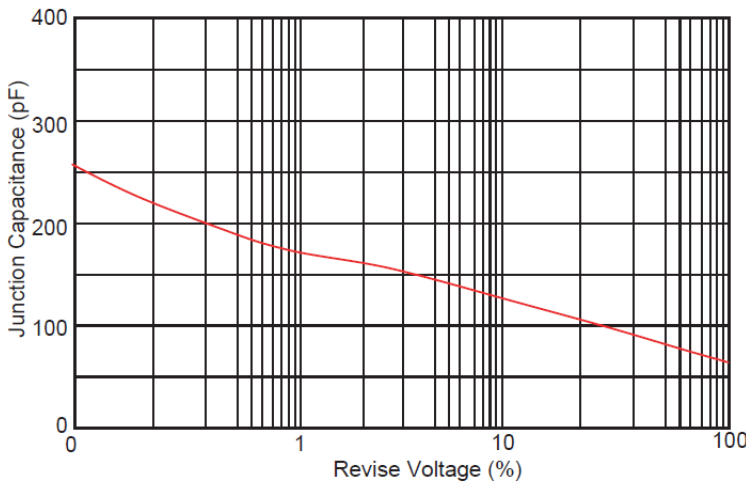
Typical Forward Current Derating Curve



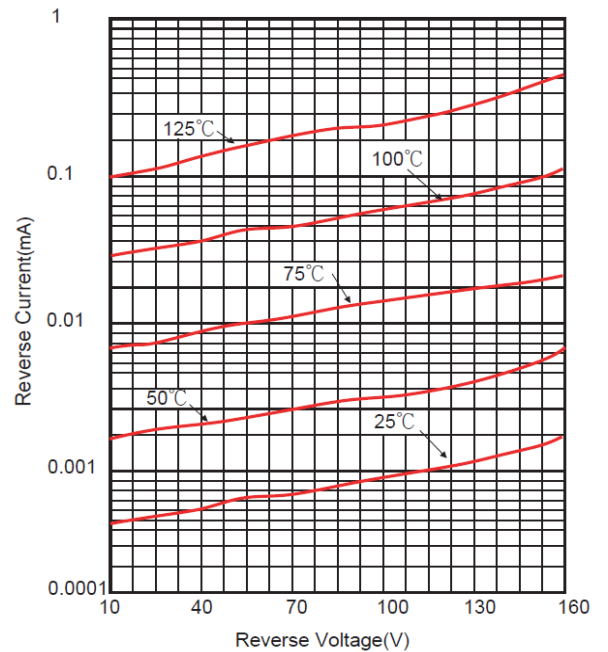
Typical Forward Characteristic



Typical Junction Capacitance



Typical Reverse Characteristic



Maximum Non- Repetitive Forward Surge Current

