

RoHS Compliant Product
A suffix of "-C" specifies halogen & lead-free

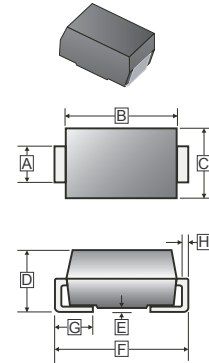
FEATURES

- Low profile package
- Ideal for automated placements
- Guard ring for over voltage protection
- Low forward voltage drop

MECHANICAL DATA

- Cases: SMA
- Case Material: Molded Plastic. UL Flammability Classification Rating 94V-0
- Terminals: Lead free plating (Tin finish)
Solderable per MIL-STD-202, Method 208
- Polarity: Cathode band
- Weight: 0.062 grams (approximately)

SMA



REF.	Millimeter		REF.	Millimeter	
	Min.	Max.		Min.	Max.
A	1.25	1.65	E	0.051	0.203
B	3.99	4.60	F	4.78	5.28
C	2.50	2.90	G	0.76	1.52
D	1.98	2.44	H	0.152	0.305

PACKAGE INFORMATION

Package	MPQ	Leader Size
SMA	5K	13' inch

MAXIMUM RATINGS AND ELECTRICAL CHARACTERISTICS

(Rating 25°C ambient temperature unless otherwise specified. Single phase half wave, 60Hz, resistive or inductive load.
For capacitive load, de-rate current by 20%.)

Parameter	Symbol	Rating	Unit
Maximum Repetitive Peak Reverse Voltage	V_{RRM}	150	V
Maximum RMS Voltage	V_{RMS}	105	V
Maximum DC Blocking Voltage	V_{DC}	150	V
Maximum Average Forward Rectified Current	I_F	1	A
Peak Forward Current @ 8.3 ms Half Sine	I_{FSM}	30	A
Maximum Instantaneous @ $I_F=1.0A$	V_F	0.87	V
Maximum DC Reverse Current at Rated DC Blocking Voltage ²	$T_A=25^\circ C$	0.2	mA
	$T_A=100^\circ C$	5.0	
Typical Junction Capacitance ¹	C_J	35	pF
Typical Thermal Resistance	$R_{\theta JA}$	70	°C / W
	$R_{\theta JC}$	35	
Operating & Storage Temperature	T_J, T_{STG}	-55~150	°C

Notes:

1. Measured at 1MHz and applied reverse voltage of 5.0 V D.C.
2. Pulse test: 300us pulse width, 1% duty cycle.

RATINGS AND CHARACTERISTIC CURVES

FIG. 1-TYPICAL FORWARD CURRENT DERATING CURVE

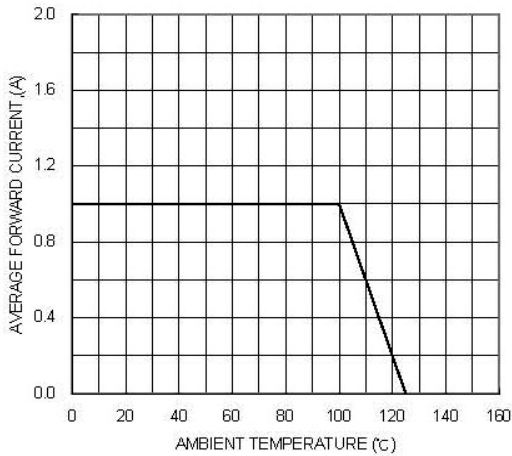


FIG. 2-TYPICAL FORWARD CHARACTERISTICS

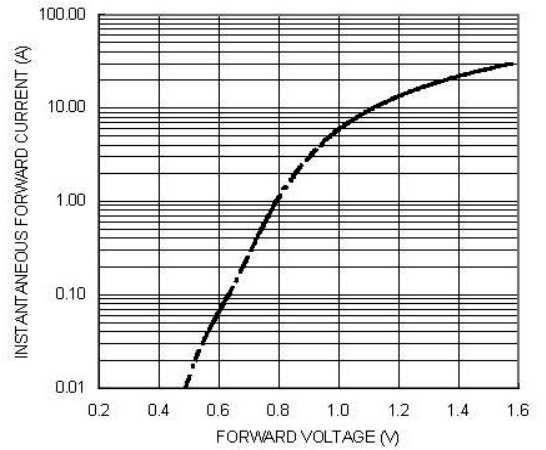


FIG. 3-MAXIMUM NON-REPETITIVE FORWARD SURGE CURRENT

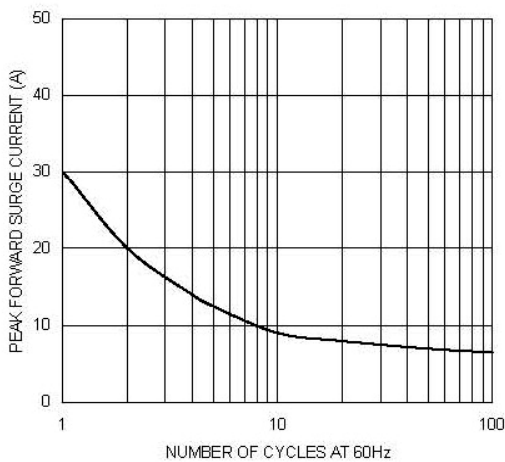


FIG. 4-TYPICAL REVERSE CHARACTERISTICS

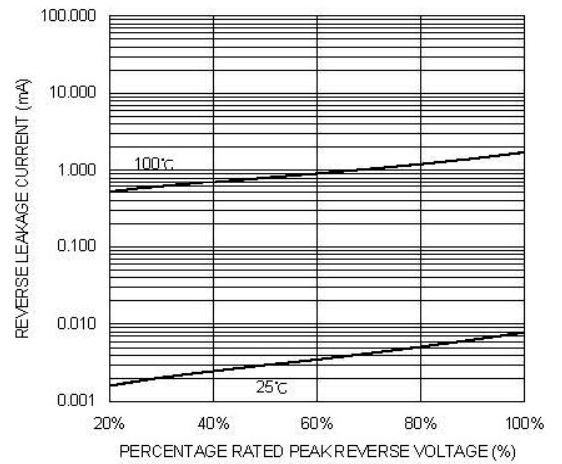


FIG. 5-TYPICAL JUNCTION CAPACITANCE

