



Features

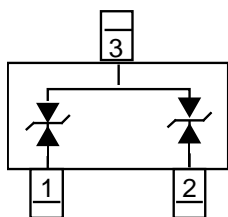
- Halogen free available upon request by adding suffix "-HF"
- Protects two bi-directional lines
- Ultra low leakage: nA level
- Operating voltage: 15V
- Low clamping voltage
- Epoxy meets UL 94 V-0 flammability rating
- Moisture Sensitivity Level 1

Maximum Ratings

- Operating Junction Temperature: -55°C to +125°C
- Storage Temperature: -55°C to +150°C

Parameter	Symbol	Limits	unit
IEC61000-4-2(ESD) Air Contact		±30 ±30	KV
IEC61000-4-4 (EFT): @ 5/50ns		40	A
Peak Pulse Power		300	W

Pin Configuration

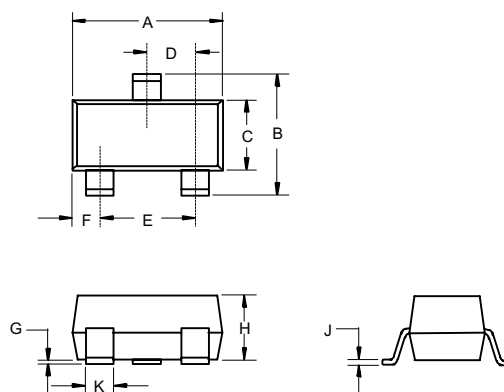


Marking: 15C

SM15B

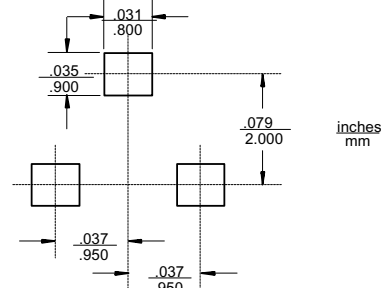
15 Volts ESD Protection Device

SOT-23



DIM	INCHES		MM		NOTE
	MIN	MAX	MIN	MAX	
A	.110	.120	2.80	3.04	
B	.083	.104	2.10	2.64	
C	.047	.055	1.20	1.40	
D	.035	.041	.89	1.03	
E	.070	.081	1.78	2.05	
F	.018	.024	.45	.60	
G	.0005	.0039	.013	.100	
H	.035	.044	.89	1.12	
J	.003	.007	.085	.180	
K	.015	.020	.37	.51	

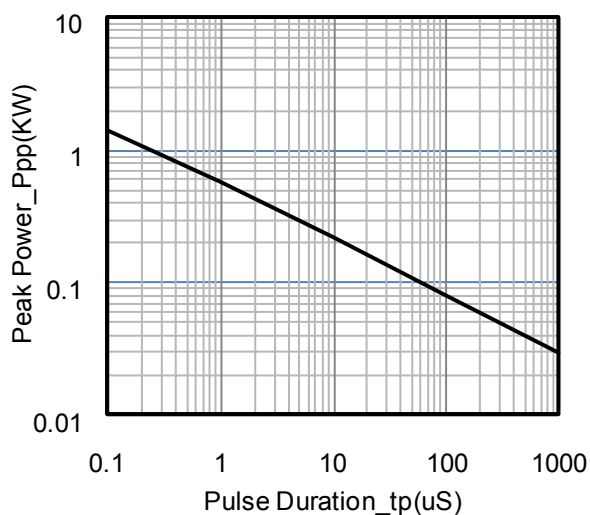
Suggested Solder
Pad Layout



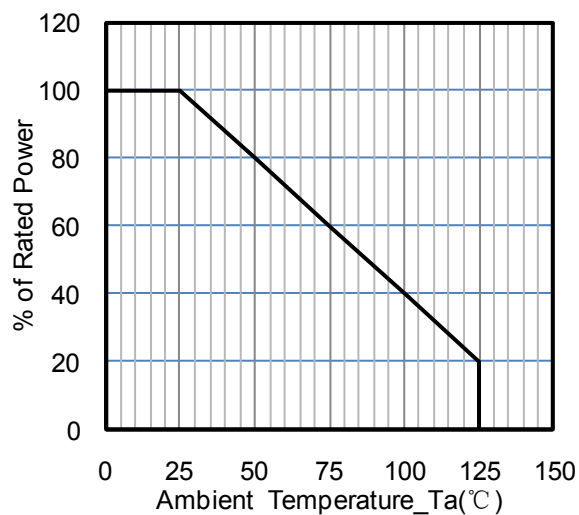
Electrical characteristics per line@25°C(unless otherwise specified)

Parameter	Symbol	Conditions	Min.	Typ.	Max.	Units
Reverse working voltage	V_{RWM}				15	V
Breakdown voltage	V_{BR}	$I_t = 1mA$	17			V
Reverse Leakage Current	I_R	$V_{RWM} = 15V$			0.2	μA
Clamping Voltage	V_c	$I_{pp}=1A(8/20\mu s)$			25	V
Clamping Voltage	V_c	$I_{pp}=8A(8/20\mu s)$			35	V
Peak Pulse Current	I_{PP}	$t_p= 8/20\mu s$			8	A
Junction Capacitance	C_J	$V_R=0V \quad f = 1MHz$ pin1 to pin3 or pin2 to pin3		25		pF

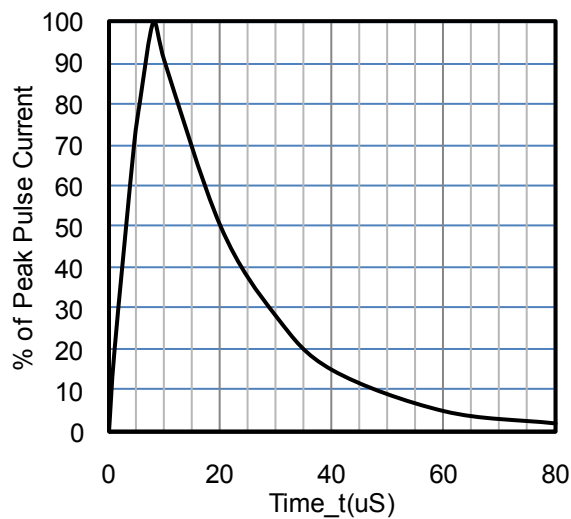
Typical Performance Characteristics ($T_A=25^{\circ}\text{C}$ unless otherwise Specified)



Peak Pulse Power vs. Pulse Time



Power Derating Curve



8 X 20us Pulse Waveform



Micro Commercial Components

Ordering Information :

Device	Packing
Part Number-TP	Tape&Reel: 3Kpcs/Reel

Note : Adding "-HF" suffix for halogen free, eg. Part Number-TP-HF

IMPORTANT NOTICE

Micro Commercial Components Corp. reserves the right to make changes without further notice to any product herein to make corrections, modifications , enhancements , improvements , or other changes . **Micro Commercial Components Corp .** does not assume any liability arising out of the application or use of any product described herein; neither does it convey any license under its patent rights ,nor the rights of others . The user of products in such applications shall assume all risks of such use and will agree to hold **Micro Commercial Components Corp .** and all the companies whose products are represented on our website, harmless against all damages.

LIFE SUPPORT

MCC's products are not authorized for use as critical components in life support devices or systems without the express written approval of Micro Commercial Components Corporation.

CUSTOMER AWARENESS

Counterfeiting of semiconductor parts is a growing problem in the industry. Micro Commercial Components (MCC) is taking strong measures to protect ourselves and our customers from the proliferation of counterfeit parts. MCC strongly encourages customers to purchase MCC parts either directly from MCC or from Authorized MCC Distributors who are listed by country on our web page cited below. Products customers buy either from MCC directly or from Authorized MCC Distributors are genuine parts, have full traceability, meet MCC's quality standards for handling and storage. **MCC will not provide any warranty coverage or other assistance for parts bought from Unauthorized Sources.** MCC is committed to combat this global problem and encourage our customers to do their part in stopping this practice by buying direct or from authorized distributors.

www.mccsemi.com