




SM240NH



Schottky Barrier Rectifiers



Pin 3 — Pin 1 and 2

DFN2020-3L

Features

- Ideal for surface mount applications
- Easy pick and place
- Built-in strain relief
- Fast switching speed

Mechanical Data

- Case : DFN2020-3L
- Case Material : Molded Plastic. UL Flammability Classification Rating 94V-0
- Terminals : Lead free Plating (Tin Finish)
Solderable per MIL-STD-202, Method 208
- External Lead-Free Finish

Ordering Information

Part No.	Remark	Package	Packing
SM240NH	RoHS Compliant	DFN2020-3L	3000 / Tape & Reel
SM240NH-H	Halogen Free		

Maximum Ratings (TA=25°C unless otherwise noted)

Parameter	Symbol	SM240NH	Unit
Maximum Repetitive Peak Reverse Voltage	V_{RRM}	40	V
Maximum RMS Voltage	V_{RMS}	28	V
Maximum DC Blocking Voltage	V_{DC}	40	V
Maximum Average Forward Rectified Current	I_F	2.0	A
Peak Forward Surge Current 8.3ms Single Half Sine-Wave Superimposed on Rated Load	I_{FSM}	40	A
Maximum Instantaneous Forward Voltage $I_F=2A$ @ 25°C	V_F	0.52	V
Maximum DC Reverse Current @ TA=25°C at Rated DC Blocking Voltage @ TA=100°C	I_R	0.5 30	mA
Typical Junction Capacitance (NOTE1)	C_J	100	pF
Operating Temperature Range	T_J	-55 to +125	°C
Storage Temperature Range	T_{STG}	-55 to +150	°C

NOTES :

1.Measured at 1.0MHz and applied reverse voltage of 4.0V DC



SM240NH



Schottky Barrier Rectifiers

Rating and Characteristics Curves

FIG. 1-Typical Forward Characteristics

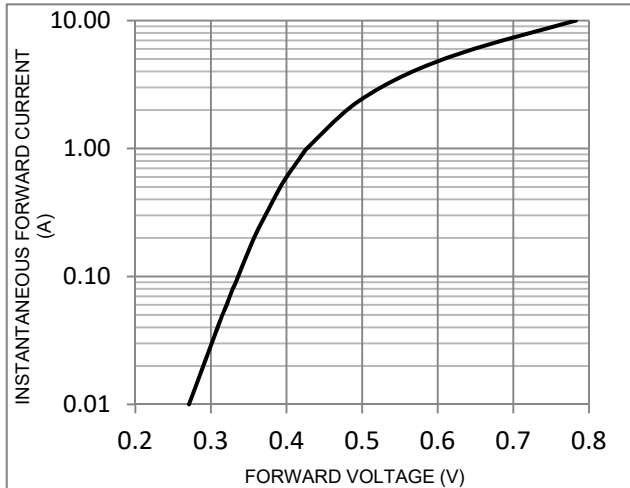


FIG. 2-Typical Reverse Characteristics

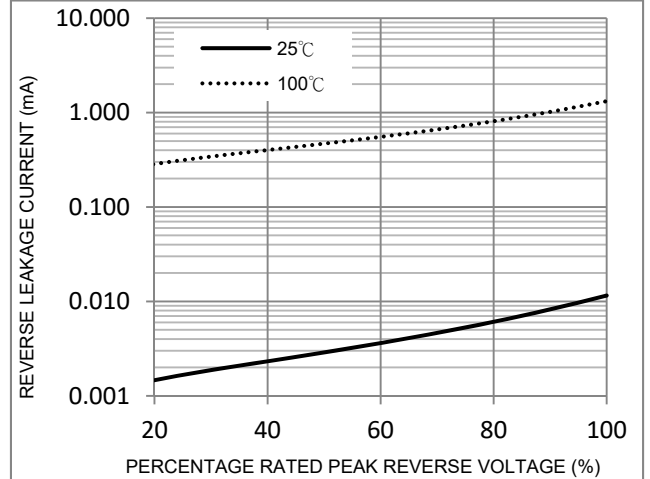


FIG. 3-Maximum Non-Repetitive Forward Surge Current

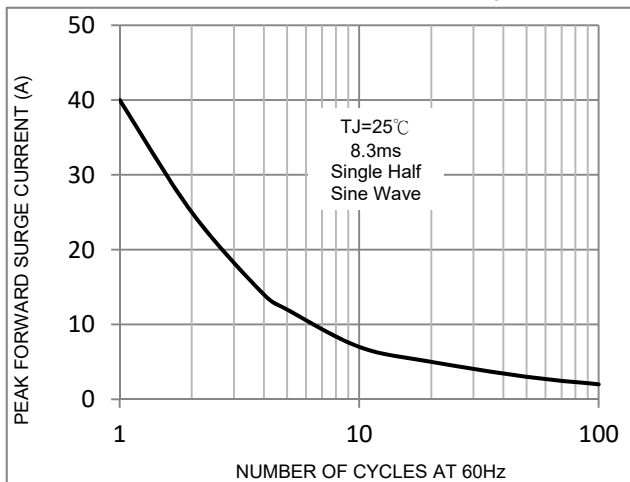
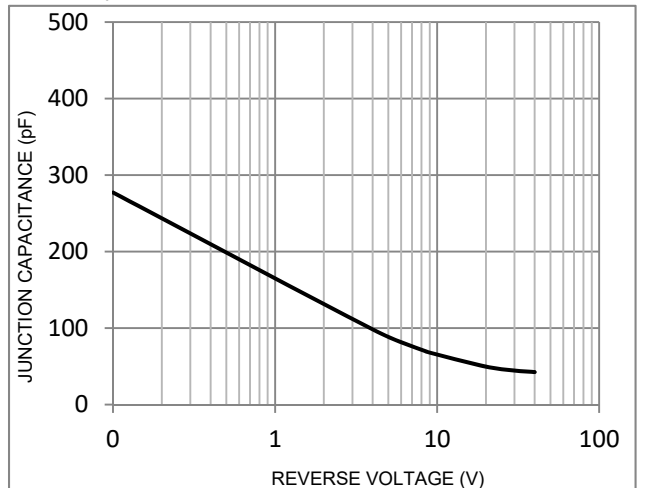


FIG. 5-Typical Junction Capacitance



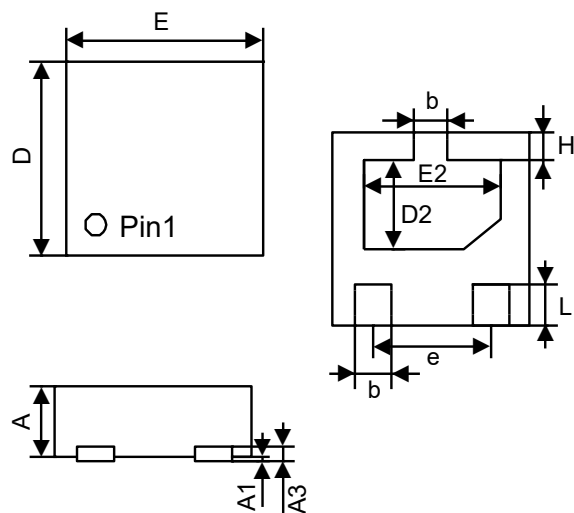


SM240NH



Schottky Barrier Rectifiers

Package Outline Dimensions

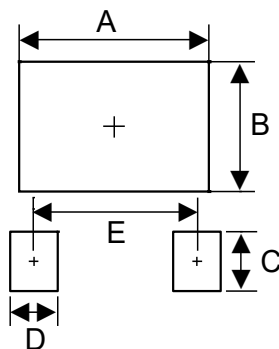


Symbol	Dimensions in millimeters		Dimensions in inches	
	Min.	Max.	Min.	Max.
A	0.450	0.600	0.017	0.024
A1	-	0.050	-	0.002
A3	0.152 REF		0.006 REF	
b	0.250	0.350	0.009	0.014
D	1.900	2.100	0.074	0.083
E	1.900	2.100	0.074	0.083
D2	0.850	1.150	0.033	0.046
E2	1.400	1.600	0.055	0.063
e	1.30 BSC		0.052 BSC	
H	0.200	0.300	0.007	0.012
L	0.350	0.450	0.013	0.018

DFN2020-3L

Suggested Pad Layout

Outline	DFN2020-3L (mm)
Dimension	
A	1.80
B	1.20
C	0.50
D	0.50
E	1.30





LEGAL DISCLAIMER

- The product is provided “AS IS” without any guarantees or warranty. In association with the product, Eris Technology Corporation, its affiliates, and their directors, officers, employees, agents, successors and assigns (collectively, the “Eris”) makes no warranties of any kind, either express or implied, including but not limited to warranties of merchantability, fitness for a particular purpose, of title, or of non-infringement of third party rights.
- The information in this document and any product described herein are subject to change without notice and should not be construed as a commitment by Eris. Eris assumes no responsibility for any errors that may appear in this document.
- Eris does not assume any liability arising out of the application or use of this document or any product described herein, any Customer or user of this document or products described herein in such applications shall assume all risks of such use and will agree to hold Eris and all the companies whose products are represented on Eris website, harmless against all damages.
- No license, express or implied, by estoppels or otherwise, to any intellectual property is granted by this document or by any conduct of Eris. Product name and markings notes herein may be trademarks of their respective owners.
- Eris does not warrant or accept any liability whatsoever in respect of any products purchased through unauthorized sales channel.
- Should Customers purchase or use Eris products for any unintended or unauthorized application, Customers shall indemnify and hold Eris and its representatives harmless against all claims, damages, expenses, and attorney fees arising out of, directly or indirectly, any claim of personal injury or death associated with such unintended or unauthorized application.
- The official text is written in English and the English version of this document is the only version endorsed by Eris. Any discrepancies or differences created in the translations are not binding and have no legal effect on Eris for compliance or enforcement purposes.