



- **For High-Volume Applications**
- **Ultra-Small, Low Cost OEM Pressure Package**

DESCRIPTION


The SM5420 is a small outline SO-8 packaged pressure sensor. The sensor uses SMI's SM5108 micromachined, piezoresistive pressure sensing chip that has been optimized to provide the highest possible accuracy for a package of this size. This performance is achieved through careful resistor placement and mechanical configuration along with advanced MEMS processing.

This sensor is intended for high volume applications where cost is a critical factor, such as consumer tire pressure gauges or automotive tire pressure monitoring. The SM5420 is available as an absolute pressure sensor in full-scale ranges of 15 PSI, 30 PSI, 60 PSI, and 100 PSI. It is designed to be surface-mounted on ceramic or PC board substrates by high-volume OEM manufacturers.

The SM5420 is available in a ported configuration to allow positive positioning of a pressure source over the inlet or in a non-ported configuration to be used for sensing general environmental pressures or with an o-ring seal. The port position has been chosen to minimize the chance of pressure pulses directly impacting the face of the sensor die for added long-term reliability in hostile environments. The part comes with gel over the die as standard; the part can be ordered without gel in high volumes where the maximum stability is required, such as in barometric, weather station sensing applications. Please contact SMI for more information.

The SM5420 is shipped either in IC tubes or in tape-and-reel.

Minimum order quantities apply to this product.



FEATURES

- Available in 15 PSI, 30 PSI, 60 PSI, and 100 PSI ranges
- Wide Temperature range (-40 to +125°C)
- Suitable for Automated Assembly
- Extremely Low Cost
- Small foot-print (0.16" x 0.20") package
- Constant Current or Constant Voltage Drive
- High Millivolt Output

APPLICATIONS

- Automotive Tire Pressure Monitoring
- Engine Control
- Barometric Sensing
- Altitude Correction Detection
- Pneumatic Gauges
- Hand-held Meters
- Home Appliances

CHARACTERISTICS FOR SM5420 - SPECIFICATIONS

All parameters are measured at 5.000V supply at room temperature, unless otherwise specified.

| | Min. | Typ. | Max. | Units | Notes |
|----------------------------|-------|-------|-------|-----------|-------|
| Excitation Voltage | 0 | 5.0 | 10 | V | 1 |
| Excitation Current | 0 | 1.5 | 2.5 | mA | 1 |
| Span (FS Range), PSI (kPa) | | | | | |
| 15 (103) | 95 | 127 | 160 | mV | |
| 30 (207) | 65 | 100 | 135 | mV | |
| 60 (414) | 65 | 100 | 135 | mV | |
| 100 (689) | 65 | 100 | 135 | mV | |
| Zero Offset | -35 | | 35 | mV | |
| TC Span | -24 | -19 | -15.5 | %FS/100°C | 2, 3 |
| TC Offset | -7 | -1 | +7 | %FS/100°C | 2, 3 |
| TC Resistance | +24 | +27.5 | +33 | %/100°C | 2, 3 |
| Linearity | -0.20 | -0.07 | +0.20 | %FS | 4 |
| Bridge Impedance | 4 | 5 | 6 | kΩ | |
| Input Capacitance | | <2 | | pF | 2 |
| Proof Pressure | 3X | | | Rated FS | 2 |
| Burst Pressure | 5X | | | Rated FS | 2 |
| Operating Temperature | -40 | | +125 | °C | 2 |
| Storage Temperature | -40 | | +150 | °C | 2 |

Notes:

- Bridge may be driven with positive or negative excitation; positive output for positive pressure applied to circuit side of die when bridge is driven with positive voltage.
- Tested on sample basis.
- Measured from 0 to 70°C
- Defined as best straight line fit.
- All parts are gelled.

PIN OUT

| | | | |
|---|------|---|------|
| 1 | NC | 8 | +IN |
| 2 | Out+ | 7 | NC |
| 3 | NC | 6 | Out- |
| 4 | -IN | 5 | NC |

ORDERING INFORMATION:

Model Number Pressure Type Shipping

SM5420 - XXX - A - P - T

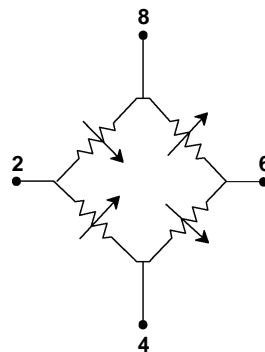
Pressure Range Cap Type

Pressure Range = 015, 030, 060, or 100
for 15, 30, 60, or 100 PSI respectively

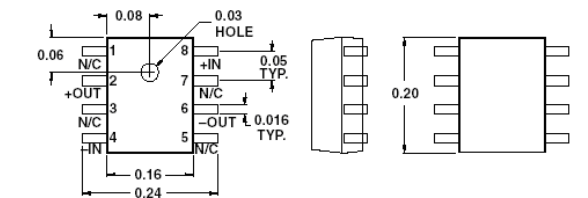
Pressure Type = A (absolute only)

Cap Type = H (hole) or P (port)

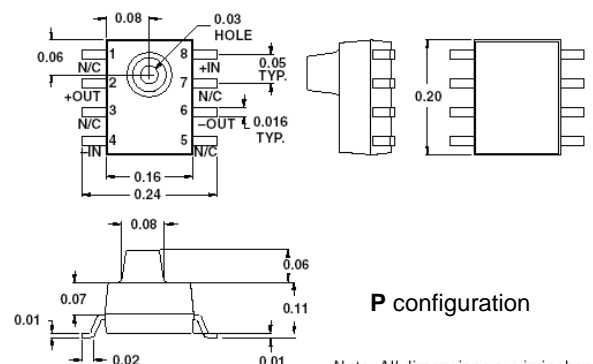
Shipping = T (tape) or S (IC stick)



**SM5420
Pin-out**



H configuration



P configuration

Note: All dimensions are in inches

NOTICE

Information in this document is provided solely to enable software and system implementers to use Silicon Microstructures, Inc. products and/or services. No express or implied copyright licenses are granted hereunder to design or fabricate any silicon-based microstructures based on the information in this document.

Silicon Microstructures, Inc. makes no warranty, representation, or guarantee regarding the suitability of its products for any particular purpose, nor does Silicon Microstructures, Inc. assume any liability arising out of the application or use of any product or silicon-based microstructure, and specifically disclaims any and all liability, including without limitation consequential or incidental damages. Parameters that may be provided in Silicon Microstructures, Inc. data sheets and/or specifications can and do vary in different applications and actual performance may vary over time. Silicon Microstructures, Inc. assumes no responsibility for any inaccuracies and/or errors in this publication. All operating parameters, must be validated for each customer application by customer's technical experts. Silicon Microstructures, Inc. does not convey any license under its patent rights nor the rights of others. Silicon Microstructures, Inc. makes no representation that the circuits are free of patent infringement. Silicon Microstructures, Inc. products are not designed, intended, or authorized for use as components in systems intended for surgical implant into the body, or other applications intended to support or sustain life, or for any other application in which the failure of the Silicon Microstructures, Inc. product could create a situation where personal injury or death may occur. Should Buyer purchase or use Silicon Microstructures products for any such unintended or unauthorized application, Buyer shall indemnify and hold Silicon Microstructures, Inc. and its officers, employees, subsidiaries, affiliates, and distributors harmless against all claims, costs, damages, and expenses, and reasonable attorney fees arising out of, directly or indirectly, any claim of personal injury or death associated with such unintended or unauthorized use, even if such claim alleges that Silicon Microstructures, Inc. was negligent regarding the design or manufacture of the part. Silicon Microstructures, Inc. reserves the right to make changes without further notice to any products herein

Silicon Microstructures, Inc.™ and the Silicon Microstructures, Inc. logo are trademarks of Silicon Microstructures, Inc. All other service or product names are the property of their respective owners.
© Silicon Microstructures, Inc. 2001-2007. All rights reserved.