



Characteristics	Typical	Guaranteed	
		0° to 50°C	-54° to +85°C
Frequency			
Small Signal Gain (min.)			
Gain Flatness (max.)			
Reverse Isolation			
Noise Figure (max.)			
Power Output @ 1 dB comp. (min.)			
IP3			
IP2			
Second Order Harmonic IP			
VSWR Input / Output (max.)			
DC Current @ 15 Volts (max.)			

Absolute Maximum Ratings

Storage Temperature
 Max. Case Temperature
 Max. DC Voltage
 Max. Continuous RF Input Power
 Max. Short Term RF Input Power (1 minute max.)
 Max. Peak Power (3 μsec max.)
 “S” Series Burn-in Temperature (Case)

Thermal Data: $V_{cc} = 15 \text{ Vdc}$

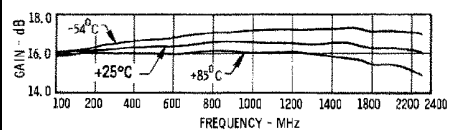
Thermal Resistance θ_{jc}
 Transistor Power Dissipation P_d
 Junction Temperature Rise Above Case T_{jc}

Outline Drawings

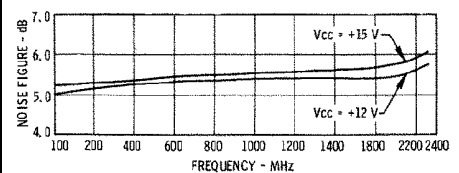
Package Figure Model	TO-8	Surface Mount	SMA Connectorized

Typical Performance @ 25°C

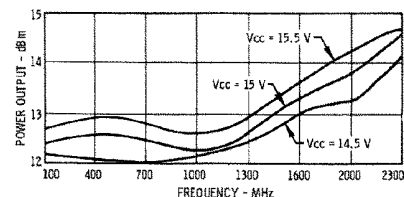
Gain



Noise Figure

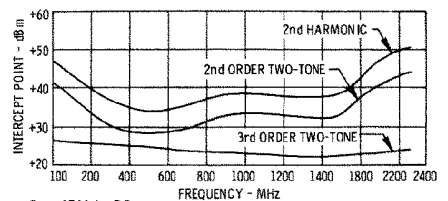


Power Output*



* @ 1 dB GAIN COMPRESSION

Intercept Point*



*at +15 Volts DC

VSWR

