

RoHS Compliant Product

A suffix of "-C" specifies halogen & lead-free

FEATURES

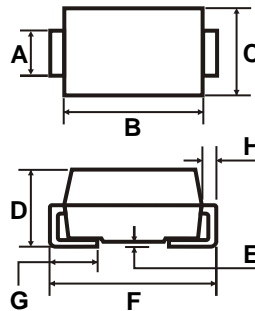
- . For surface mounted applications
- . 1.5 W power dissipation
- . Low reverse current
- . Ideally suited for automated assembly processes
- . Epitaxial construction

SMA



MECHANICAL DATA

- . Case: Molded plastic
- . Epoxy: UL 94V-0 rate flame retardant
- . Metallurgically bonded construction
- . Polarity: Color band denotes cathode end
- . Mounting position: Any
- . Weight: 0.064 grams



	Dimensions in		Dimensions in	
	Millimeters		Inches	
A	1.25	1.65	0.049	0.065
B	3.99	4.60	0.157	0.181
C	2.50	2.90	0.098	0.114
D	1.98	2.44	0.078	0.096
E	0.051	0.203	0.002	0.008
F	4.78	5.28	0.188	0.208
G	0.76	1.52	0.030	0.060
H	0.152	0.305	0.006	0.012

MAXIMUM RATINGS AND ELECTRICAL CHARACTERISTICS

Rating 25°C ambient temperature unless otherwise specified.

Electrical Characteristics	Symbol	Value	Unit
Power Dissipation (Note 1)	P _D	1.5	W
Half sine-wave superimposed on rated load JEDEC method (Note 2)	I _{FSM}	10	A
Operating junction and Storage Temperature	T _J , T _{STG}	-55 to +155	°C

Note: (1) Mounted on 5.0mm²(.013mm thick) land areas.

(2) Measurd on 8.3ms, single half-sine wave or equivalent square wave, duty cycle = 4 pulses per minute maximum.□



Elektronische Bauelemente

SMA5921 THRU SMA5945

VOLTAGE 6.8V ~ 68V

1.5 Watts Surface Mount Zener Diode

Electrical Characteristic (Ta=25°C)

Part No.	Vz (V)	IzT (mA)	ZzT (Ohm)	Zzk (Ohm)	Izk (mA)	IR(uA) Max.		Surge Current (mA)
							VR(V)	
SMA5921B	6.8	55.1	2.5	200	1.0	2.5	5.2	221
SMA5922B	7.5	50.0	3.0	400	0.5	2.5	6.0	200
SMA5923B	8.2	45.7	3.5	400	0.5	2.5	6.5	183
SMA5924B	9.1	41.2	4.0	500	0.5	2.5	7.0	165
SMA5925B	10	37.5	4.5	500	0.25	2.5	8.0	150
SMA5926B	11	34.1	5.5	550	0.25	2.5	8.4	136
SMA5927B	12	31.2	6.5	550	0.25	0.5	9.1	125
SMA5928B	13	28.8	7.0	550	0.25	0.5	9.9	115
SMA5929B	15	25.0	9.0	600	0.25	0.5	11.4	100
SMA5930B	16	23.4	10	600	0.25	0.5	12.2	94
SMA5931B	18	20.8	12	650	0.25	0.5	13.7	83
SMA5932B	20	18.7	14	650	0.25	0.5	15.2	75
SMA5933B	22	17.0	17.5	650	0.25	0.5	16.7	68
SMA5934B	24	15.6	19	700	0.25	0.5	18.2	63
SMA5935B	27	13.9	23	700	0.25	0.5	20.6	56
SMA5936B	30	12.5	26	750	0.25	0.5	22.8	50
SMA5937B	33	11.4	33	800	0.25	0.5	25.1	45
SMA5938B	36	10.4	38	850	0.25	0.5	27.4	42
SMA5939B	39	9.6	45	900	0.25	0.5	29.7	38
SMA5940B	43	8.7	53	950	0.25	0.5	32.7	35
SMA5941B	47	8.0	67	1000	0.25	0.5	35.8	32
SMA5942B	51	7.3	70	1100	0.25	0.5	38.8	29
SMA5943B	56	6.7	86	1300	0.25	0.5	42.6	27
SMA5944B	62	6.0	100	1500	0.25	0.5	47.1	24
SMA5945B	68	5.5	120	1700	0.25	0.5	51.7	22

Suffix "B" for 5% tolerance.

RATING AND CHARACTERISTIC CURVES

FIG 1. STEADY STATE POWERDERATING

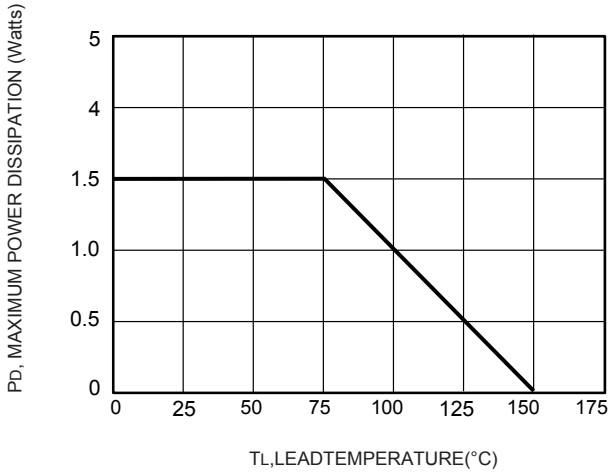


FIG 2. ZENER VOLTAGE-TO 12 VOLTS

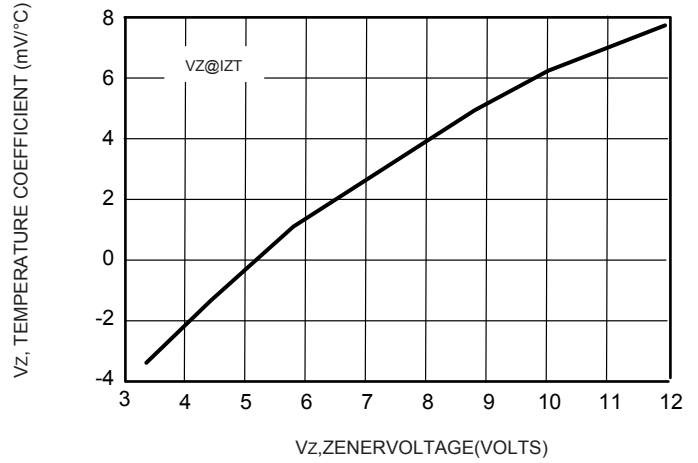


FIG 3. ZENER VOLTAGE-10 TO 12 VOLTS

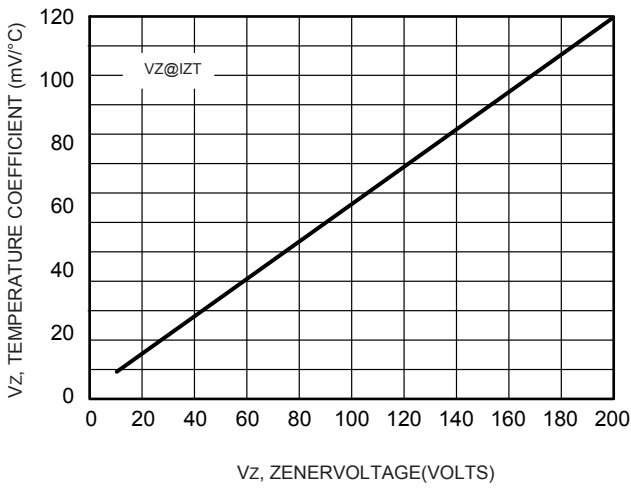
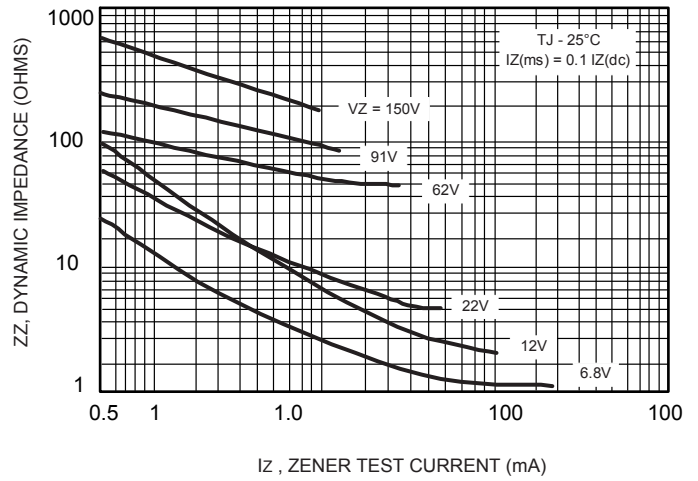


FIG 4. EFFECT OF ZENER CURRENT



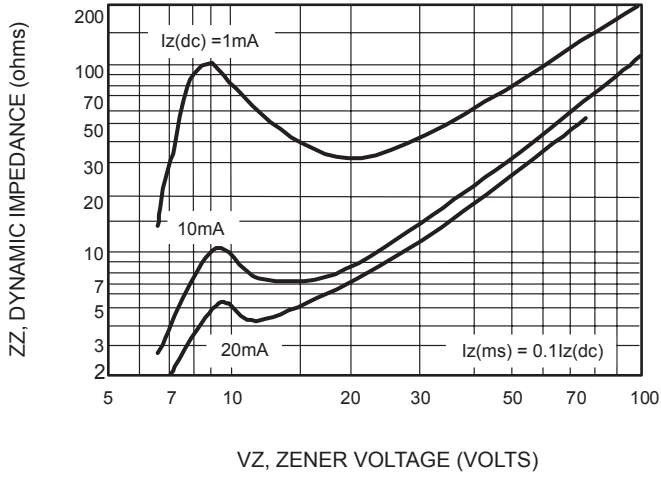


Fig 5. VZ = 6.8 THRU 10 VOLTS

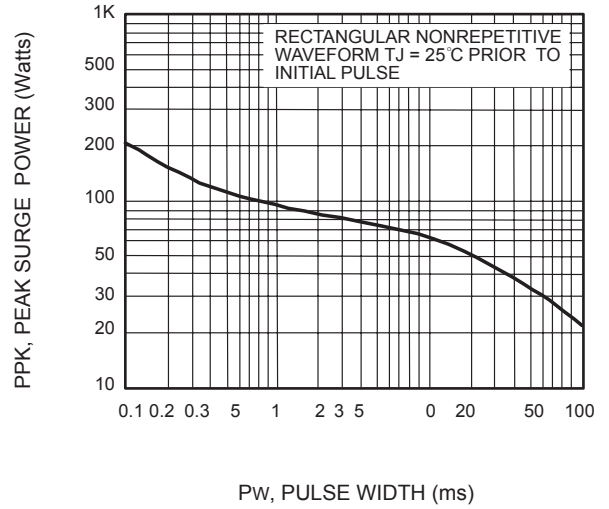


Fig 6. VZ = 12 THRU 82 VOLTS

