

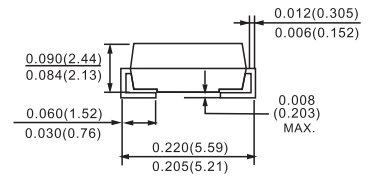
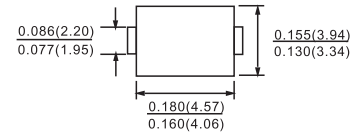
## FEATURES

- \* Complete Voltage Range 3.3 to 270 Volts
- \* High peak reverse power dissipation
- \* High reliability
- \* Low leakage current

## MECHANICAL DATA

- \* Case : SMB Molded plastic
- \* Epoxy : UL94V-O rate flame retardant
- \* Lead : Axial lead solderable per MIL-STD-202, method 208 guaranteed
- \* Polarity : Color band denotes cathode end
- \* Mounting position : Any
- \* Weight : 0.339 gram

DO-214AA(SMB)



Dimensions in inches and (millimeters)

## MAXIMUM RATINGS AND ELECTRICAL CHARACTERISTICS

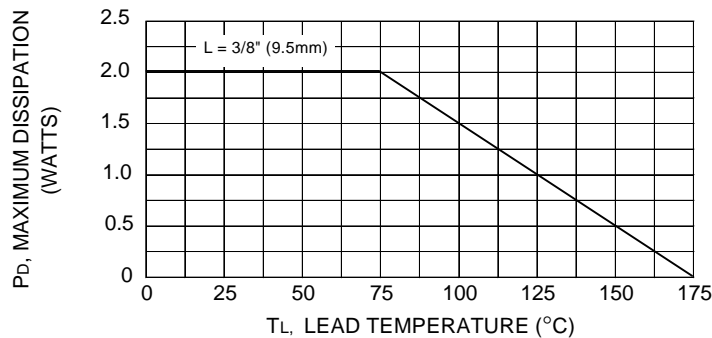
Rating at 25 °C ambient temperature unless otherwise specified

Rating	Symbol	Value	Unit
DC Power Dissipation at $T_L = 75\text{ °C}$ (Note1)	$P_D$	2.0	W
Maximum Forward Voltage at $I_F = 200\text{ mA}$	$V_F$	1.2	V
Junction Temperature Range	$T_J$	- 55 to + 175	°C
Storage Temperature Range	$T_s$	- 55 to + 175	°C

**Note :**

(1)  $T_L$  = Lead temperature at 3/8 " (9.5mm) from body

Fig. 1 POWER TEMPERATURE DERATING CURVE



Rating at 25 °C ambient temperature unless otherwise specified

TYPE	Nominal Zener Voltage		Maximum Zener Impedance			Maximum Reverse Leakage Current		Maximum DC Zener Current
	V <sub>Z</sub> @ I <sub>ZT</sub>	I <sub>ZT</sub>	Z <sub>ZT</sub> @ I <sub>ZT</sub>	Z <sub>ZK</sub> @ I <sub>ZK</sub>	I <sub>ZK</sub>	I <sub>R</sub> @ V <sub>R</sub>	I <sub>ZM</sub>	
	(V)	(mA)	(Ω)	(Ω)	(mA)	(μA)	(V)	(mA)
SMB2EZ3.3D5	3.3	150	5.0	400	1.0	80	1.0	545
SMB2EZ3.6D5	3.6	139	5.0	400	1.0	80	1.0	504
SMB2EZ3.9D5	3.9	128	5.0	400	1.0	50	1.0	468
SMB2EZ4.3D5	4.3	116	4.5	400	1.0	50	1.0	434
SMB2EZ4.7D5	4.7	106	4.5	550	1.0	50	1.0	386
SMB2EZ5.1D5	5.1	98.0	3.5	600	1.0	50	1.0	356
SMB2EZ5.6D5	5.6	89.5	2.5	500	1.0	50	2.0	324
SMB2EZ6.2D5	6.2	80.5	1.5	700	1.0	50	3.0	292
SMB2EZ6.5D5	6.5	77.0	1.7	700	1.0	50	3.5	278
SMB2EZ6.8D5	6.8	73.5	2.0	700	1.0	50	4.0	266
SMB2EZ7.5D5	7.5	66.5	2.0	700	0.5	50	5.0	242
SMB2EZ8.2D5	8.2	61.0	2.3	700	0.5	50	6.0	220
SMB2EZ9.1D5	9.1	55.0	2.5	700	0.5	50	7.0	200
SMB2EZ10D5	10	50.0	3.5	700	0.25	50	7.6	182
SMB2EZ11D5	11	45.5	4.0	700	0.25	50	8.4	166
SMB2EZ12D5	12	41.5	4.5	700	0.25	1.0	9.1	152
SMB2EZ13D5	13	38.5	5.0	700	0.25	0.5	9.9	138
SMB2EZ14D5	14	35.7	5.5	700	0.25	0.5	10.6	130
SMB2EZ15D5	15	33.4	7.0	700	0.25	0.5	11.4	122
SMB2EZ16D5	16	31.2	8.0	700	0.25	0.5	12.2	114
SMB2EZ17D5	17	29.4	9.0	750	0.25	0.5	13.0	107
SMB2EZ18D5	18	27.8	10	750	0.25	0.5	13.7	100
SMB2EZ19D5	19	26.3	11	750	0.25	0.5	14.4	95
SMB2EZ20D5	20	25.0	11	750	0.25	0.5	15.2	90
SMB2EZ22D5	22	22.8	12	750	0.25	0.5	16.7	82
SMB2EZ24D5	24	20.8	13	750	0.25	0.5	18.2	76
SMB2EZ27D5	27	18.5	18	750	0.25	0.5	20.6	68
SMB2EZ30D5	30	16.6	20	1000	0.25	0.5	22.5	60
SMB2EZ33D5	33	15.1	23	1000	0.25	0.5	25.1	55
SMB2EZ36D5	36	13.9	25	1000	0.25	0.5	27.4	50
SMB2EZ39D5	39	12.8	30	1000	0.25	0.5	29.7	47
SMB2EZ43D5	43	11.6	35	1500	0.25	0.5	32.7	43
SMB2EZ47D5	47	10.6	40	1500	0.25	0.5	35.8	39
SMB2EZ51D5	51	9.8	48	1500	0.25	0.5	38.8	36
SMB2EZ56D5	56	9.0	55	2000	0.25	0.5	42.6	32
SMB2EZ62D5	62	8.1	60	2000	0.25	0.5	47.1	29
SMB2EZ68D5	68	7.4	75	2000	0.25	0.5	51.7	27
SMB2EZ75D5	75	6.7	90	2000	0.25	0.5	56.0	24
SMB2EZ82D5	82	6.1	100	3000	0.25	0.5	62.2	22
SMB2EZ91D5	91	5.5	125	3000	0.25	0.5	69.2	20
SMB2EZ100D5	100	5.0	175	3000	0.25	0.5	76.0	18
SMB2EZ110D5	110	4.5	250	4000	0.25	0.5	83.6	17
SMB2EZ120D5	120	4.2	325	4500	0.25	0.5	91.2	15
SMB2EZ130D5	130	3.8	400	5000	0.25	0.5	98.8	14
SMB2EZ140D5	140	3.6	500	5500	0.25	0.5	106.4	13
SMB2EZ150D5	150	3.3	575	6000	0.25	0.5	114.0	12
SMB2EZ160D5	160	3.1	650	6500	0.25	0.5	121.6	11
SMB2EZ170D5	170	2.9	675	7000	0.25	0.5	130.4	11
SMB2EZ180D5	180	2.8	725	7000	0.25	0.5	136.8	10
SMB2EZ190D5	190	2.6	825	8000	0.25	0.5	144.8	10
SMB2EZ200D5	200	2.5	900	8000	0.25	0.5	152.0	9.0
SMB2EZ220D5	220	2.0	2000	8500	0.25	0.5	167.0	8.0
SMB2EZ270D5	270	1.6	2200	8500	0.25	0.5	205.0	6.7

Notes : (1) Suffix " 5 " indicates ± 5% tolerance, suffix " 10 " indicates ± 10% tolerance.  
 (2) " EZ " will be omitted in marking on the diode