

THYRISTOR

SMG04C60

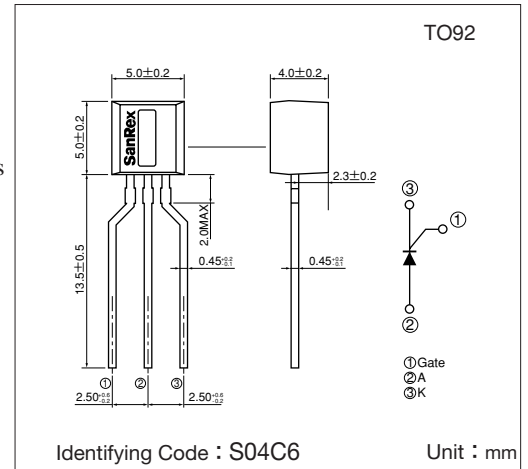
SanRex Thyristor SMG04C60 is designed for full wave AC, DC control applications. It can be used as an ON/OFF function or for phase control operation.

Typical Applications

- Home Appliances : Electric Blankets, Starter for FL
- Industrial Use : SMPS, Solenoid for Breakers, Motor Controls, Heater Controls

Features

- $I_{T(AV)}=0.4A$
- High Surge Current
- Low Voltage Drop



Maximum Ratings

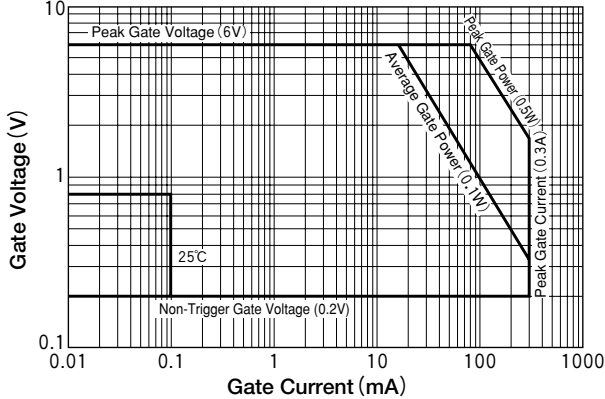
($T_j=25^{\circ}C$ unless otherwise specified)

Symbol	Item	Reference	Ratings	Unit
V_{RRM}	Repetitive Peak Reverse Voltage		600	V
V_{RSM}	Non-Repetitive Peak Reverse Voltage		720	V
V_{DRM}	Repetitive Peak Off-State Voltage		600	V
$I_{T(AV)}$	Average On-State Current	Single phase, half wave, 180° , conduction, $T_a=55^{\circ}C$	0.4	A
$I_{T(RMS)}$	R.M.S. On-State Current	Single phase, half wave, 180° , conduction, $T_a=55^{\circ}C$	0.63	A
I_{TSM}	Surge On-State Current	50/60Hz, $1/2$ cycle Peak value, non-repetitive	9.1/10	A
I^2t	I^2t		0.4	A ² S
P_{GM}	Peak Gate Power Dissipation		0.5	W
$P_{G(AV)}$	Average Gate Power Dissipation		0.1	W
I_{FGM}	Peak Gate Current		0.3	A
V_{FGM}	Peak Gate Voltage (Forward)		6	V
V_{RGM}	Peak Gate Voltage (Reverse)		6	V
T_j	Operating Junction Temperature		$-40 \sim +125$	$^{\circ}C$
T_{stg}	Storage Temperature		$-40 \sim +125$	$^{\circ}C$
	Mass		0.2	g

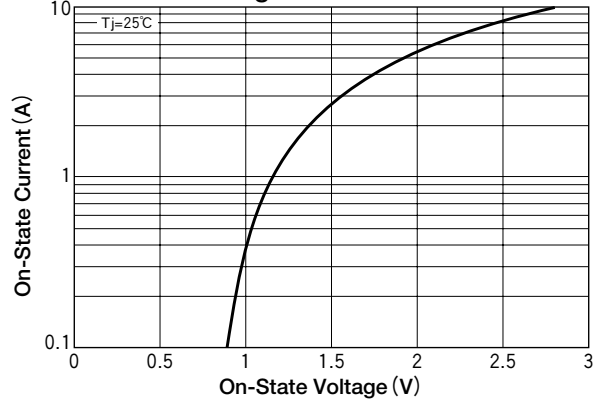
Electrical Characteristics

Symbol	Item	Reference	Ratings			Unit
			Min.	Typ.	Max.	
I_{DRM}	Repetitive Peak Off-State Current	$T_j=125^{\circ}C, V_D=V_{DRM}, R_{GK}=1k\Omega$			0.5	mA
I_{RRM}	Repetitive Peak Reverse Current	$T_j=125^{\circ}C, V_R=V_{RRM}, R_{GK}=1k\Omega$			0.5	mA
V_{TM}	Peak On-State Voltage	$I_T=1.2A$, Inst. measurement			1.2	V
I_{GT}	Gate Trigger Current	$V_D=6V, R_L=100\Omega$			100	μA
V_{GT}	Gate Trigger Voltage				0.8	V
V_{GD}	Non-Trigger Gate Voltage	$T_j=125^{\circ}C, V_D=1/2V_{DRM}, R_{GK}=1k\Omega$	0.2			V
I_H	Holding Current			300		μA
$R_{th(j-a)}$	Thermal Resistance	Junction to ambient			150	$^{\circ}C/W$

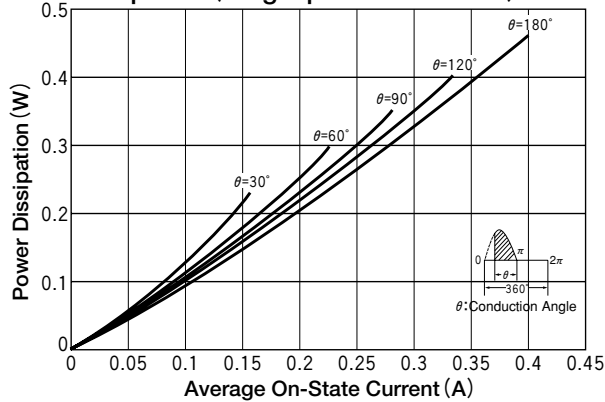
Gate Characteristics



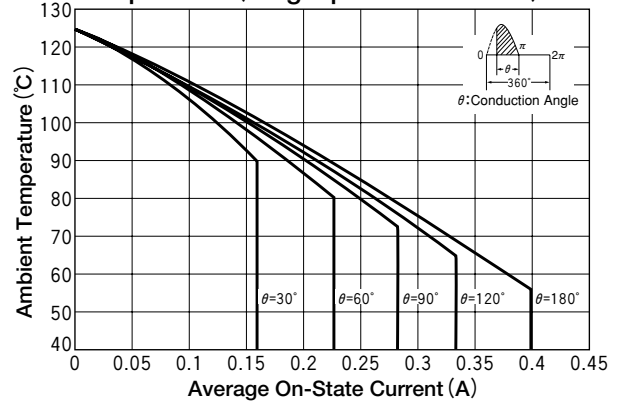
On-State Voltage (MAX)



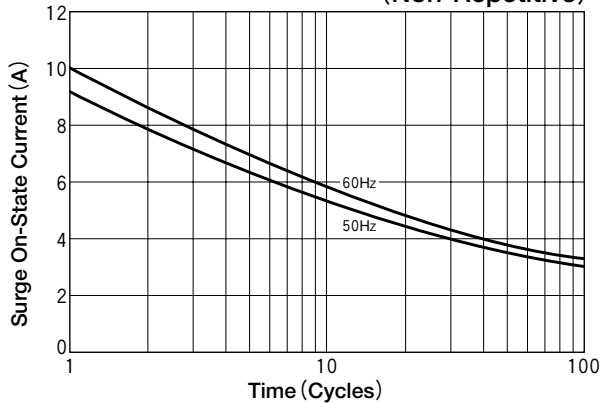
Average On-State Current vs Power Dissipation (Single phase half wave)



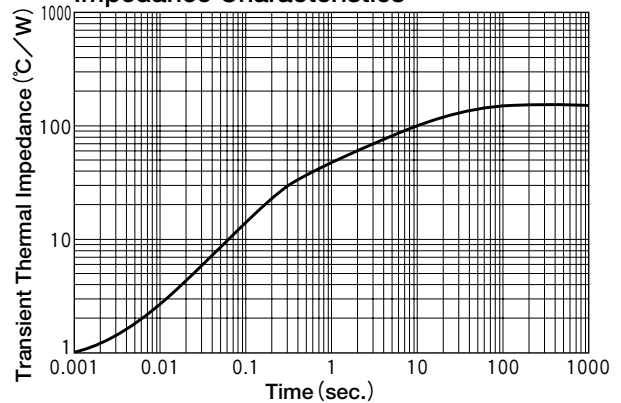
Average On-State Current vs Ambient Temperature (Single phase half wave)



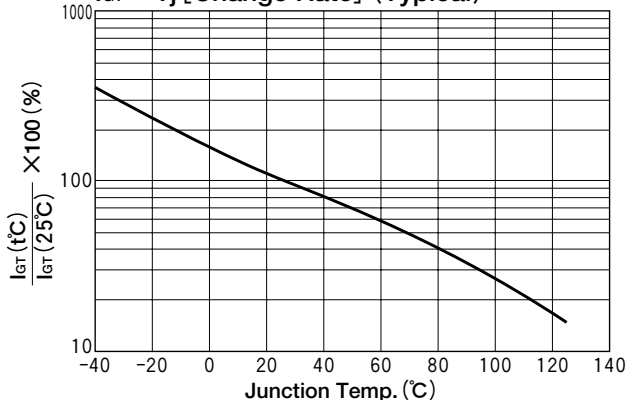
Surge On-State Current Rating (Non-Repetitive)



Maximum Transient Thermal Impedance Characteristics



I_{GT} - T_j [Change Rate] (Typical)



V_{GT} - T_j (Typical)

