

RoHS Compliant Product
A suffix of "-C" specifies halogen & lead-free

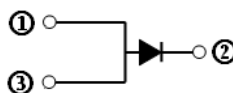
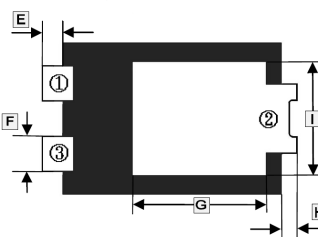
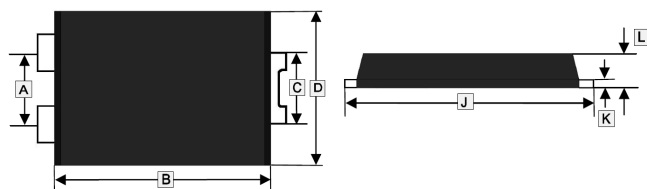
FEATURES

- Trench Barrier Rectifier
- High Thermal Reliability
- High Forward Surge Capability
- Ultra Low Power Loss and High Efficiency
- Excellent High Temperature Stability
- Plastic Material-UL Flammability 94V-0

PACKAGE INFORMATION

Package	MPQ	Leader Size
TO-277D	5K	13 inch

TO-277D



REF.	Millimeter		REF.	Millimeter	
	Min.	Max.		Min.	Max.
A	1.65	1.95	G	3.25	3.85
B	5.3	5.5	H	0.45	0.65
C	1.7	1.9	I	2.9	3.2
D	3.8	4.2	J	6.4	6.6
E	0.45	0.65	K	0.3	0.45
F	0.8	1.0	L	1.0	1.2

MAXIMUM RATINGS AND ELECTRICAL CHARACTERISTICS

(T_A=25°C, unless otherwise specified. Single phase, half wave, 60Hz, resistive or inductive load. For capacitive load, de-rate current by 20%.)

Parameter	Symbol	Rating	Unit
Maximum Peak Repetitive Reverse Voltage	V _{RRM}	200	V
Maximum Working Peak Reverse Voltage	V _{RWM}	200	V
Maximum DC Blocking Voltage	V _{DC}	200	V
Maximum Average Forward Rectified Current	I _F	5	A
Non-Repetitive Peak Forward Surge Current@ 8.3ms Single Half Sine-Wave, Superimposed on Rated Load (JEDEC method) ²	I _{FSM}	150	A
I ² t Rating for Fusing@ t<8.3ms	I ² t	93.375	A ² S
Typical Thermal Resistance from Junction to Case ¹	R _{θJC}	7	°C / W
Operating Junction and Storage Temperature Range	T _J , T _{STG}	150, -55~150	°C

ELECTRICAL CHARACTERISTICS

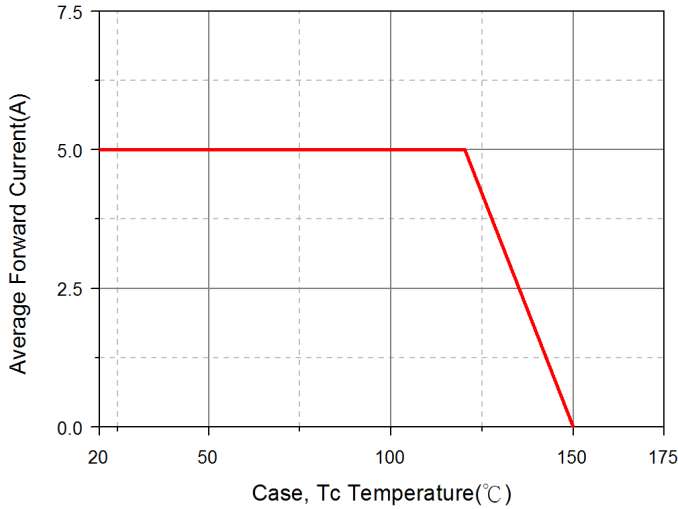
Parameter	Symbol	Typ.	Max.	Unit	Test Condition
Maximum Instantaneous Forward Voltage	V _F	0.58	-	V	I _F =1A, T _J =25°C
		0.72	-		I _F =3A, T _J =25°C
		0.77	0.85		I _F =5A, T _J =25°C
		0.71	-		I _F =5A, T _J =125°C
Maximum DC Reverse Current at Rated DC Blocking Voltage ²	I _R	-	0.3	mA	T _J =25°C
		-	15		T _J =125°C
Typical Junction Capacitance ³	C _J	210	-	pF	

Notes:

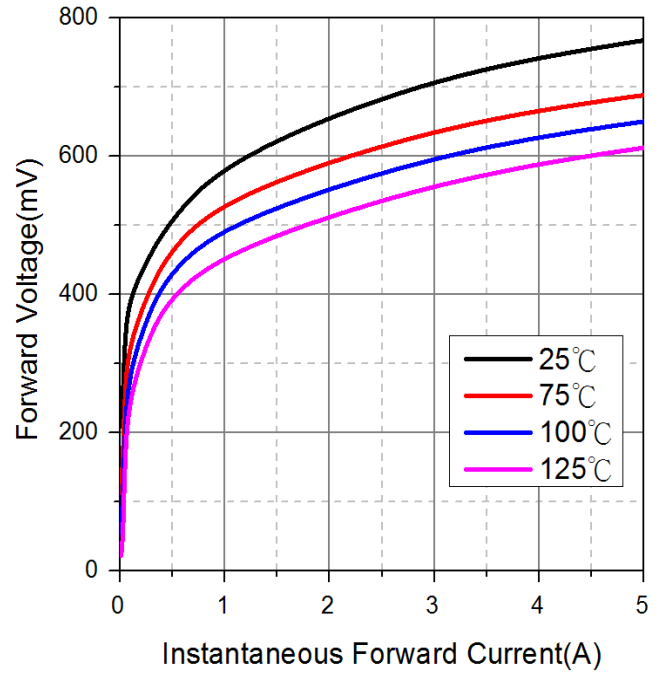
- FR4 Board Heat sink size: 10*10*0.2mm.
- Pulse Test : Pulse Width = 300 μs, Duty Cycle ≤ 2.0%.
- Measured at 1MHz and applied reverse voltage of 5.0V D.C.

CHARACTERISTIC CURVES

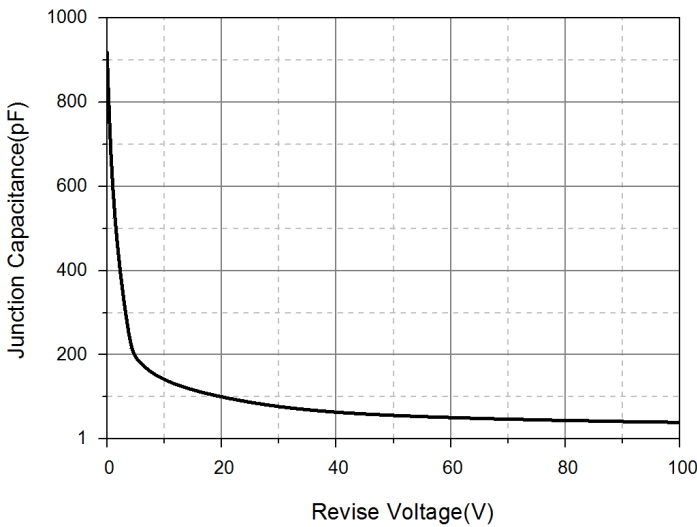
Typical Forward Current Derating Curve



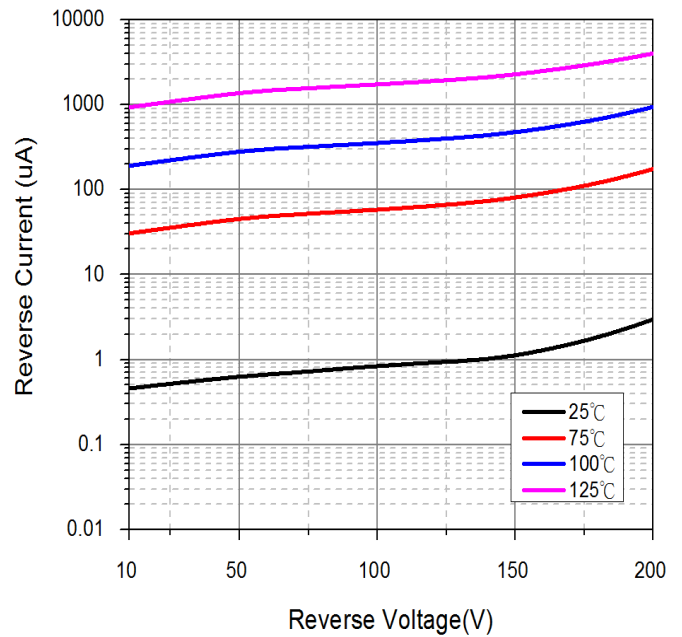
Typical Forward Characteristic



Typical Junction Capacitance



Typical Reverse Characteristic



Maximum Non-Repetitive Forward Surge Current

