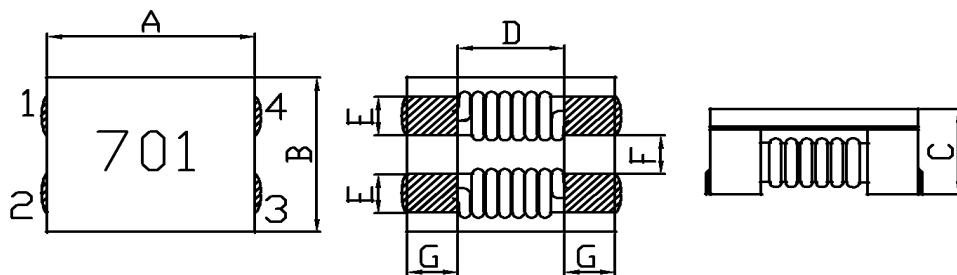
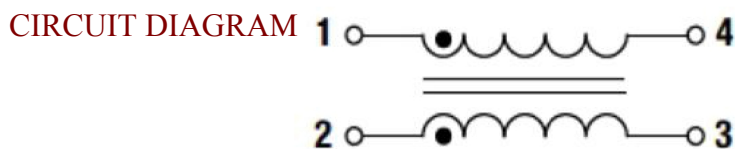


DIMENSION (UNIT : mm)


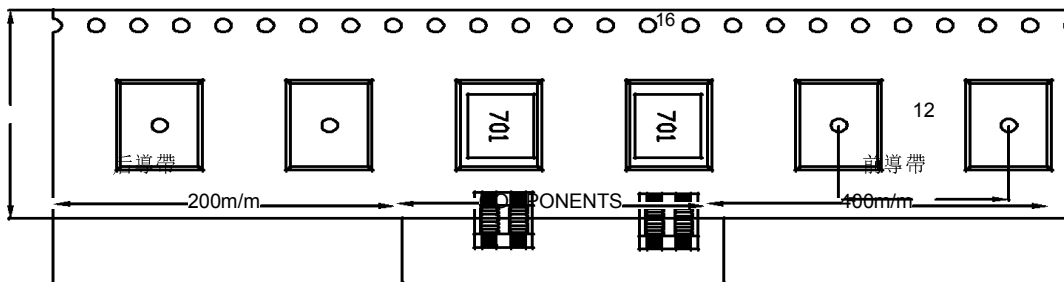
A	7.0±0.5
B	6.0±0.5
C	3.8Max
D	3.5Typ
E	1.5±0.2
F	1.5±0.2
G	1.75±0.2


ELECTRICAL CHARACTERISTIC

P/N	Z(Ω) @100MHz		RDC (Ω) Max	Rated Current (A) Max	IR (MΩ) Min	Rated Voltage (V) Max	MARK
	Min	Typ					
SMW7060S101NTT	100	140	10	9.0	10	125	101
SMW7060S301NTT	225	300	10	5.0	10	125	301
SMW7060S501NTT	275	350	10	5.0	10	125	501
SMW7060S601NTT	500	700	15	4.0	10	125	601
SMW7060S701NTT	500	700	15	4.0	10	125	701
SMW7060S102NTT	800	1020	17	3.0	10	80	102

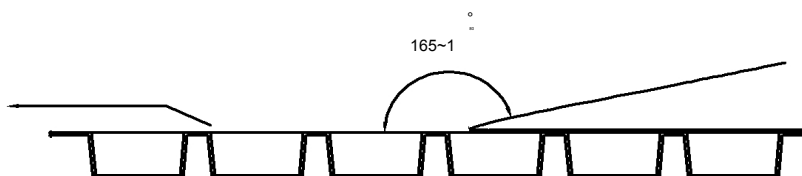
MATERIAL LIST

NO.	ITEM	DESCRIPTION	SUPPLIER
1	CORE	FERRITE	SINCORES OR EQ
2	WIRE	2UEW P180	ELEKTRISOLA OR EQ
3	胶带	DM 胶带	HENGRENXIN OR EQ
4	SOLDER	Sn Cu	SHENMAO OR EQ
5	EPOXY	ME-5890	PENGNO OR EQ
6	INK	黑色	BON MARK

五. 编带规格/TAPING SPECIFICATIONS

Transparent carrier and cover tape

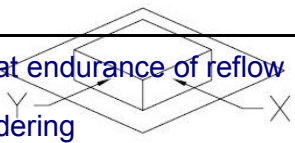
Adhesive strength of cover tape is 20 to 120 gf

The conduction band direction



RELIABILITY TESTING

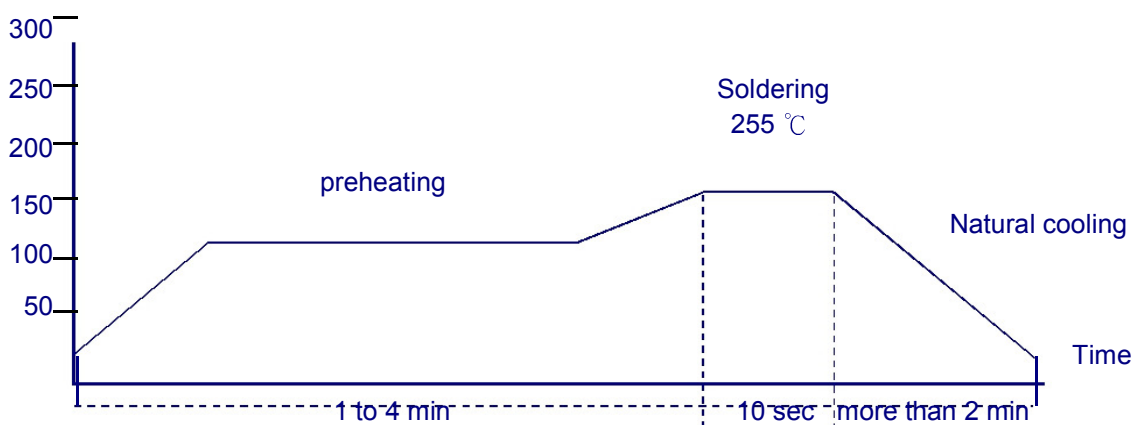
Operating Temperature	- 30 to + 100 °C (Contain Heating coil)
Appearance Inspection	No external defects by visual inspection
Terminal Strength	After soldering , between copper plaet and terminals of coils , push in two directions of X , Y with standing 10N(1.02kg) for10+/-2 sec. Terminal should not peel off. (Refer to figure at right)
Heat endurance of reflow soldering	Refer to figure
Insulating resistance	Over 100 MΩ at 100V D.C . between wire and core .
Dielectric Strength	Apply at 0.5KV 3mA for 1 minute between wire and core .
Temperature characteristics	Inductance coefficient (0~2,000) × 10 / °C (- 30 ~ + 100 °C)
Humidity characteristics	Inductance deviation within ± 10% , after 96 hours in 90~95% relative humidity at 40 ± 2 °C and 1 hours drying under normal condition .



A test is made under the above mentioned condition , and it is kept for 2 hours in the normal

IR Reflow profile

Temperature °C



Temperature and humidity . After that , no mechanical and electrical defect should be found .