



SP20xxC SERIES



Schottky Barrier Rectifiers



ITO-220AB

Features

- Guard Ring for Over Voltage Protection
- High Forward Surge Capability
- High Frequency Operation

Primary Characteristics

I_F	20	A
V_{RRM}	20~200	V
I_{FSM}	150	A
$I_F=10A @ V_F$	0.55, 0.75, 0.85, 0.92	V
$T_J \text{ max}$	125, 150	°C

Mechanical Data

- Case : ITO-220AB
- Case Material : Molded Plastic, UL Flammability Classification Rating 94V-0
- Terminals : Matte Tin Finish Annealed Over Copper Lead frame. Solderable per MIL-STD-202

Ordering Information

Part No.	Remark	Package	Packing
SP20xxC	RoHS Compliant	ITO-220AB	50 / Tube
SP20xxC-H	Halogen Free		

Maximum Ratings (TA=25°C unless otherwise noted)

Parameter	Symbol	SP20 20C	SP20 30C	SP20 40C	SP20 45C	SP20 50C	SP20 60C	SP20 80C	SP20 100C	SP20 150C	SP20 200C	Unit
Maximum Repetitive Peak Reverse Voltage	V _{RRM}	20	30	40	45	50	60	80	100	150	200	V
Maximum RMS Voltage	V _{RMS}	14	21	28	31.5	35	42	56	70	105	140	V
Maximum DC Blocking Voltage	V _{DC}	20	30	40	45	50	60	80	100	150	200	V
Maximum Average Forward Rectified Current (Total) (Per Leg)	I _F	20 10										A
Peak Forward Surge Current 8.3ms Single Half Sine-Wave Superimposed on Rated Load	I _{FSM}	150										A
Maximum Instantaneous Forward Voltage IF=10A @ 25°C	V _F	0.55				0.75		0.85		0.92		V
Maximum DC Reverse Current @ T _J =25°C at Rated DC Blocking Voltage @ T _J =100°C	I _R	0.5 30						0.2 10				mA
Typical Junction Capacitance (NOTE1)	C _J	440				355		245		175	140	pF
Typical Thermal Resistance	R _{θJC}	3										°C/W
Operating Temperature Range	T _J	-55 to +125						-55 to +150				°C
Storage Temperature Range	T _{STG}	-55 to +150										°C
Marking Code		SP20 20C	SP20 30C	SP20 40C	SP20 45C	SP20 50C	SP20 60C	SP20 80C	SP20 100C	SP20 150C	SP20 200C	

NOTES :

1. Measured at 1.0MHz and applied reverse voltage of 4.0V DC.



Rating and Characteristics Curves

FIG. 1-Typical Forward Current Derating Curve

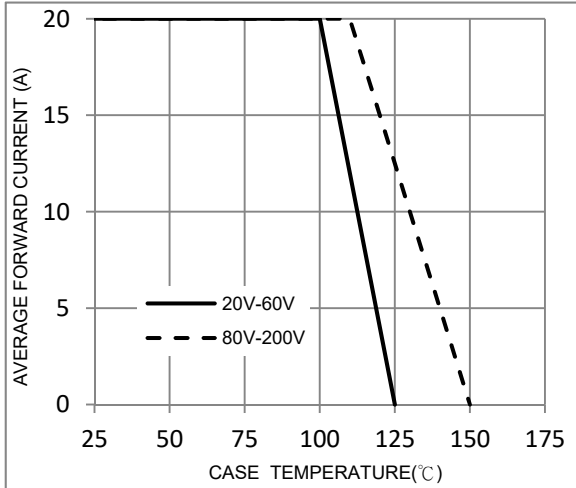


FIG. 2-Typical Forward Characteristics

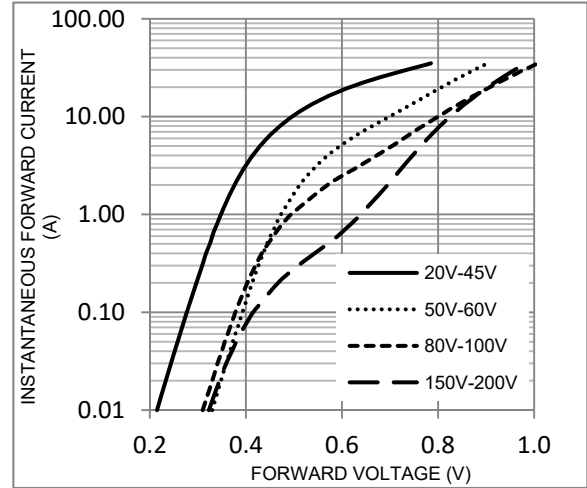


FIG. 3-Maximum Non-Repetitive Forward Surge Current

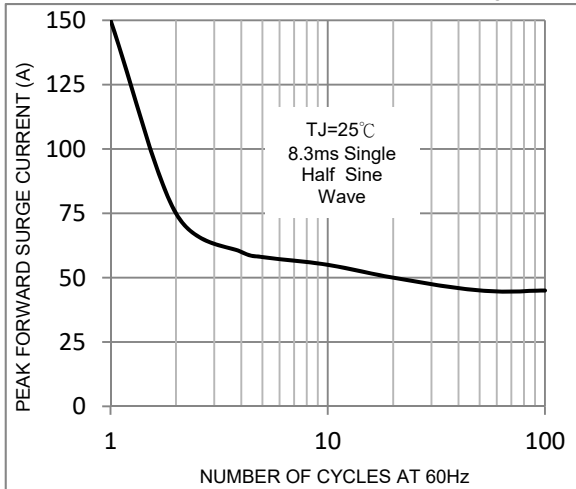


FIG. 4-Typical Reverse Characteristics

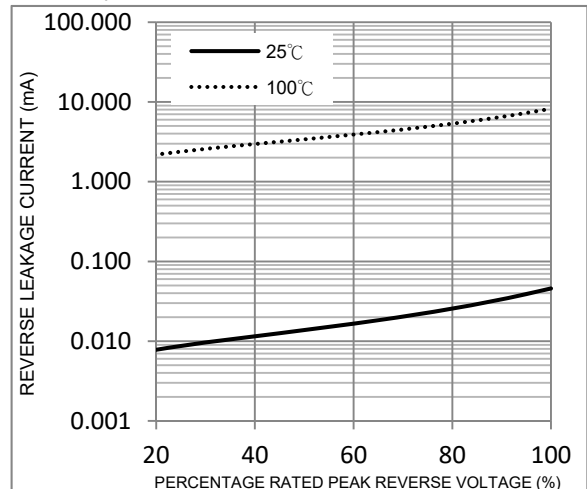
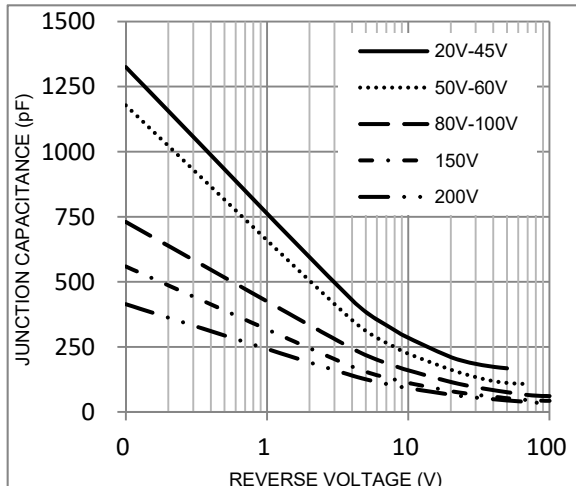


FIG. 5-Typical Junction Capacitance



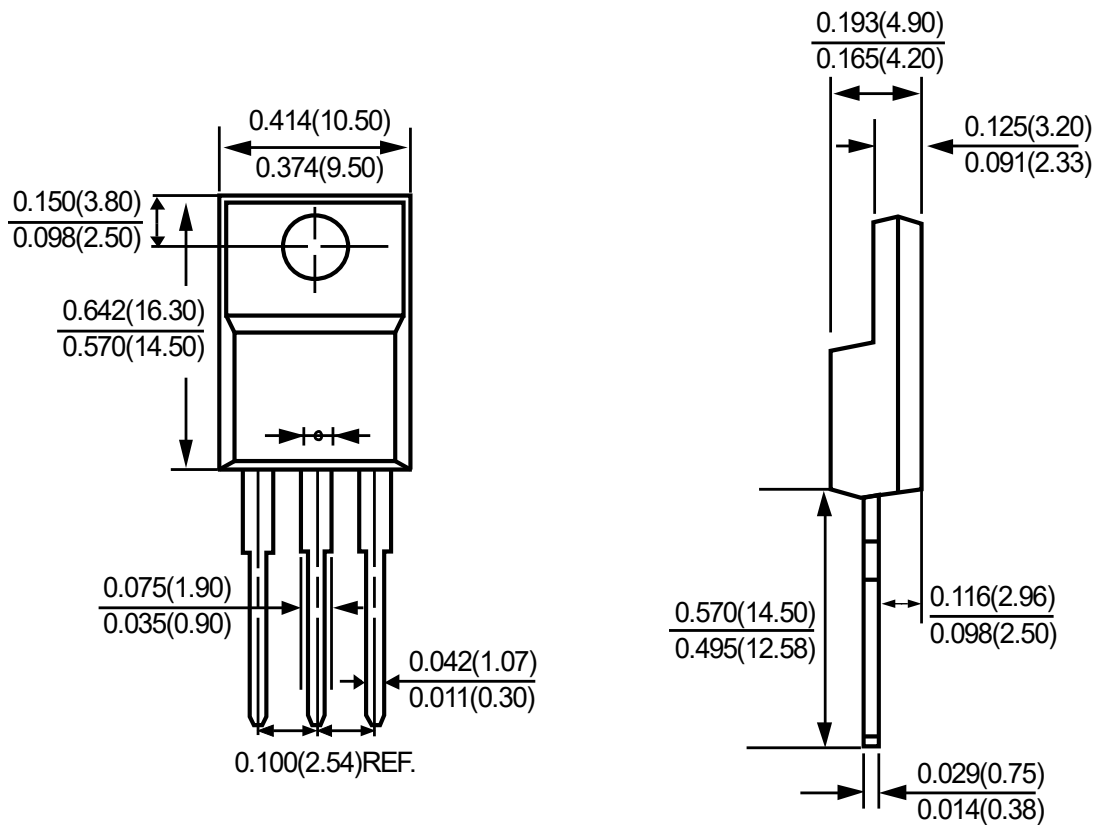


SP20xxC SERIES



Schottky Barrier Rectifiers

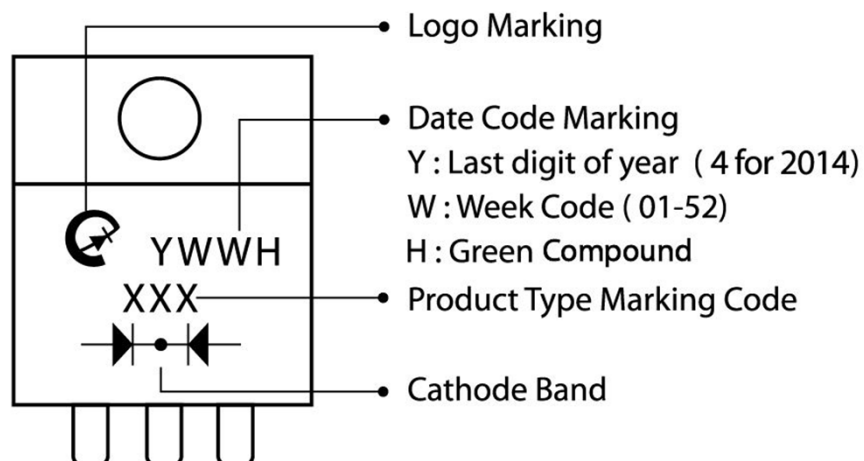
Package Outline Dimensions



ITO-220AB

Dimensions in inches and (millimeters)

Marking Information





LEGAL DISCLAIMER

- The product is provided “AS IS” without any guarantees or warranty. In association with the product, Eris Technology Corporation, its affiliates, and their directors, officers, employees, agents, successors and assigns (collectively, the “Eris”) makes no warranties of any kind, either express or implied, including but not limited to warranties of merchantability, fitness for a particular purpose, of title, or of non-infringement of third party rights.
- The information in this document and any product described herein are subject to change without notice and should not be construed as a commitment by Eris. Eris assumes no responsibility for any errors that may appear in this document.
- Eris does not assume any liability arising out of the application or use of this document or any product described herein, any Customer or user of this document or products described herein in such applications shall assume all risks of such use and will agree to hold Eris and all the companies whose products are represented on Eris website, harmless against all damages.
- No license, express or implied, by estoppels or otherwise, to any intellectual property is granted by this document or by any conduct of Eris. Product name and markings notes herein may be trademarks of their respective owners.
- Eris does not warrant or accept any liability whatsoever in respect of any products purchased through unauthorized sales channel.
- Should Customers purchase or use Eris products for any unintended or unauthorized application, Customers shall indemnify and hold Eris and its representatives harmless against all claims, damages, expenses, and attorney fees arising out of, directly or indirectly, any claim of personal injury or death associated with such unintended or unauthorized application.
- The official text is written in English and the English version of this document is the only version endorsed by Eris. Any discrepancies or differences created in the translations are not binding and have no legal effect on Eris for compliance or enforcement purposes.