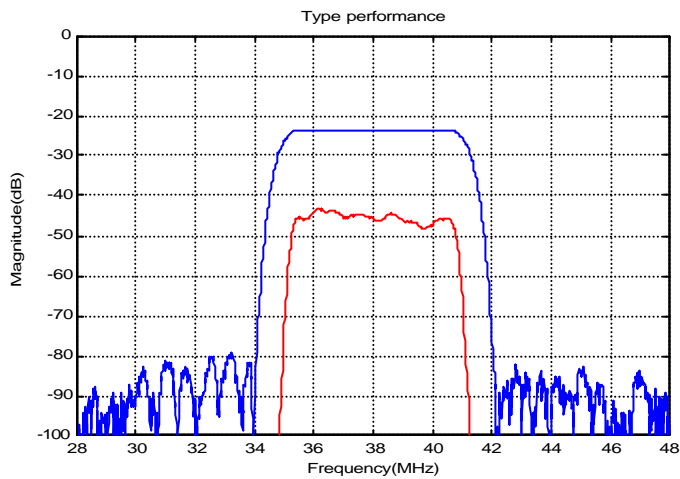
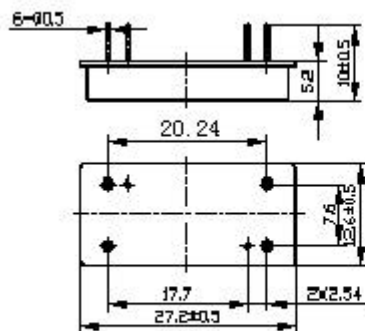


SP3801 SAW Filter Electrical Characteristic

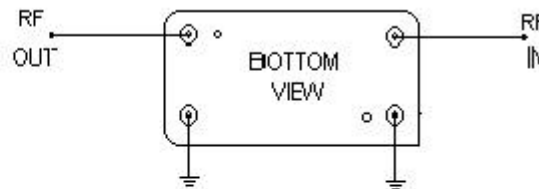
Parameter	Unit	Minimum	Typical	Maximum
Center Frequency	MHz	37.95	38	38.05
Insertion Loss	dB		23.3	25
1 dB Bandwidth	MHz	-	5.6	-
3 dB Bandwidth	MHz	6	6.1	
40dB Bandwidth	MHz		7.7	7.8
Passband variation	dB		0.5	0.8
Ultimate Rejection	dB	50	55	
Substrate Material		128-LiNbO ₃		
Ambient emperature	° C	25		
Package Size		6/18 (27.2x12.6x5.2mm ³)		



SP3801 SAW Filter Electrical Characteristic



Package Outline



Source/Load Impedance=50ohm

Matching Configurate