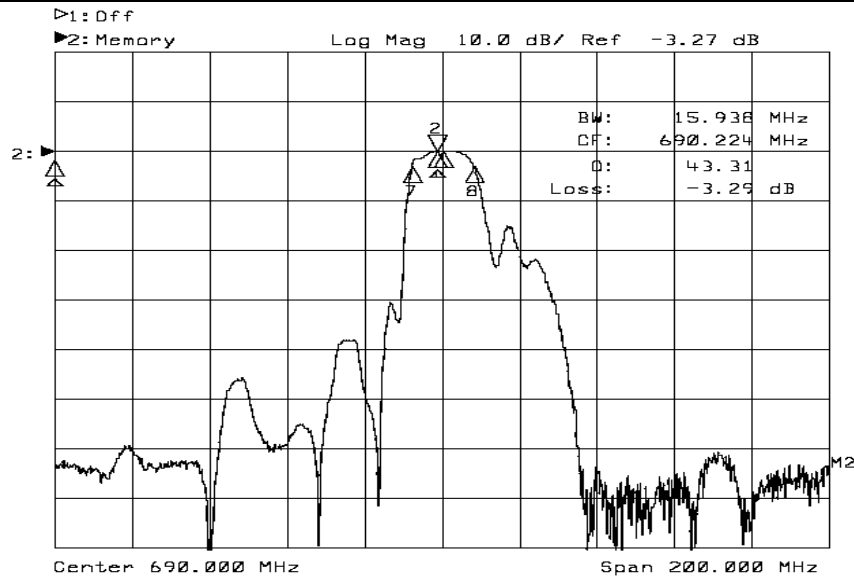




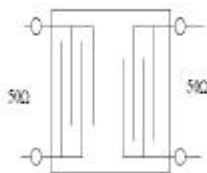
Sichuan Institute of Piezoelectric and Acousto-optic Technology

SP690 SAW Filter Electrical Characteristic

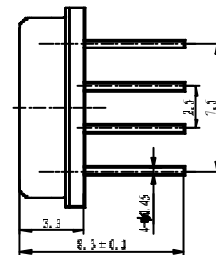
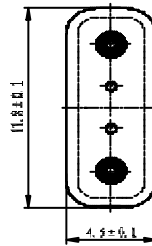
Parameter	Unit	Minimum	Typical	Maximum
Center Frequency	MHz	688	690	692
Insertion Loss	dB		3.3	4
3 dB Bandwidth	MHz	12	15.9	
Passband variation	dB		0.6	1
Ultimate Rejection(F0±60MHz)	dB	50	55	
Substrate Material		36LT		
Ambient Temperature	° C	25		
Package Size		F11		



SP690 SAW Filter Typical Performance



Input/Output Impedance



Package