



SPC-701, SPC-704

Features


- Adjustable Setpoint Controller
- Analog Input
- Form C Relay Outputs
- Analog Output

SPC-701

- One Adjustable Setpoint
- Snap Track Mount or DIN Rail Mount
- DC Power In
- Feed Through Sensor Excitation power
- WAGO Press Terminal Blocks

SPC-704

- Four Adjustable Setpoints
- DIN Rail Mount
- AC or DC Power In
- Sensor Excitation power
- Removable Terminal Blocks



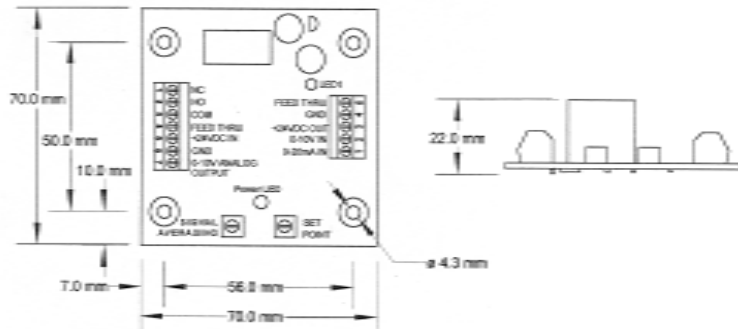
The SPC-701 and SPC-704 are adjustable setpoint controllers with 1 or 4 setpoints. The setpoints are independently adjusted, with each having a Form C relay output. The controllers can be used with any sensor or device that produces 0-20mA, 4-20mA, 0-10V, or 2-10V analog output. The SPC-701 and SPC-704 will work with all Migatron analog output sensors. Besides the relay outputs, there is also a 0-10V analog output. This analog output can be used to drive a meter or other analog drive controls. The analog output can also feed another SPC-701 or SPC-704 to provide additional setpoints. The SPC-704 has a built-in power supply that can provide 24VDC excitation power at 150mA to drive input sensors. The SPC-701 and SPC-704 have a signal averaging potentiometer that

helps alleviate false trips during sudden signal changes. These controllers have easy to view bright LEDs that show the relay and Power On status. The relay outputs can handle up to 3 amps.

The SPC-701 setpoint controller can be mounted on Snap Track, DIN Rail (with optional DIN Rail mounting bracket, Part #7942742) or four studs. The terminal blocks are press to open for easy wiring. The SPC-701 is powered by 24VDC. There is an isolated feed thru path across the board that can be used as a wiring aid.

The SPC-704 setpoint controller is DIN rail mountable. The terminal blocks are removable for easy wiring. The SPC-704 can be powered by either 115VAC, 230VAC 50/60Hz or 24VDC. Mechanically, the SPC-704 is made out of sturdy (UL 94) approved materials.

SPECIFICATIONS FOR SPC-701



SPECIFICATIONS

1. Input: 24VDC, @ 30 mA with no sensor, 230mA maximum with sensor
2. Excitation Power: 24VDC, @ 200mA (maximum)
3. Analog Input: 0-20mA, 4-20mA, 0-10VDC, 2-10VDC
4. Signal Input Resistance: (Voltage Input 100K Ohms) (Current Input 250 Ohms)
5. Set Point Range: (0-10VDC) (0-20mA)
6. Set Point Hysteresis 1%
7. Signal Averaging (Voltage Input 0-1s per Volt) (Current Input 0-.5s per mA)
8. Analog Output: (0-10VDC load 1K to infinity)
9. Relay Contacts: (Resistive Load, 2A@277AC and 3A@ 30VDC/125VAC)
10. Relay Contacts: (Inductive Load, 1A@125VAC)
11. Relay Switching: (Min. Current 10mA) (Max. Voltage 30VDC/277VAC)
12. Operating Temperature Range: -25° to 70° C or -13° to 158°F
13. Humidity: 0 to 95% Non-Conducting

TERMINALS

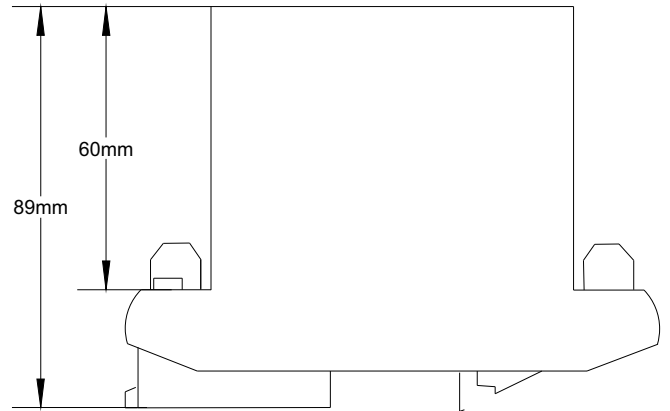
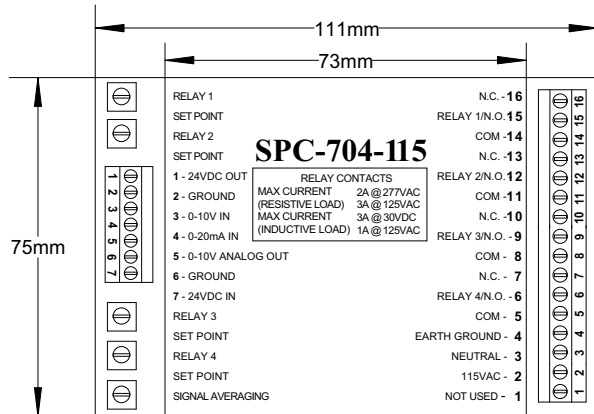
Sensor Connections

1. 0-20mA In
2. 0-10V In
3. 24VDC (Sensor Power)
4. GND (Sensor Ground)
5. Feed Thru

Relay / Power Connections

1. N.C. Relay Contact
2. N.O. Relay Contact
3. COM Relay Contact
4. Feed Thru
5. 24VDC (Power In)
6. GND (Power Ground)
7. 0-10V Analog Out

SPECIFICATIONS FOR SPC-704



SPECIFICATIONS

1. Power Input: 115VAC, 230VAC 50/60 Hz @ 9VA or 24VDC @ 225mA
2. Excitation Power: 24VDC @ 150mA
3. Analog Input: 0-20mA, 4-20mA, 0-10V, 2-10V
4. Signal Input Resistance: (Voltage Input 100K Ohms) (Current Input 250 Ohms)
5. Set Point Range: (0-10VDC) (0-20mA)
6. Set Point Hysteresis 1%
7. Signal Averaging: (Voltage Input 0-1s per Volt) (Current Input 0-.5s per mA)
8. Analog Output: (0-10VDC load 1K to infinity)
9. Relay Contacts: (Resistive Load, 2A@277AC and 3A@ 30VDC/125VAC)
10. Relay Contacts: (Inductive Load, 1A@125VAC)
11. Relay Switching: (Min. Current 10mA) (Max. Voltage 30VDC/277VAC)
12. Operating Temperature Range: -20 to 55°C or -4 to 131°F
13. Humidity: 0 to 95% Non-Conducting
14. Enclosure: Thermoplastic (UL 94 V2 and V4 material)

TERMINALS

Sensor Connections

1. 24VDC (Sensor Power)
2. GND (Sensor Ground)
3. 0-10V In
4. 0-20mA In
5. 0-10V Analog Out
6. GND (Power Ground)
7. 24VDC (Power In)

Relay / Power Connections

1. Not Used
2. 115VAC or 230VAC (Power In)
3. Neutral
4. Earth Ground
- 5-16. Relay Connections

PART NUMBER	DESCRIPTION
SPC-701	Setpoint Controller, 1 Adjustable Output
SPC-704-115	Setpoint Controller, 4 Adjustable Outputs, 115VAC or 24VDC
SPC-704-230	Setpoint Controller, 4 Adjustable Outputs, 230VAC or 24VDC
F24-7942742	DIN Rail Mounting Bracket
F24-7942744	DIN 3 Rail (6" section)
F24-7942746	Snap Track TR2 (6" section)