


SR1620 thru SR1660

SK1620 thru SK1660

MINIATURE SCHOTTKY BARRIER  
RECTIFIER



CHENG-YI  
ELECTRONIC



**FEATURES**

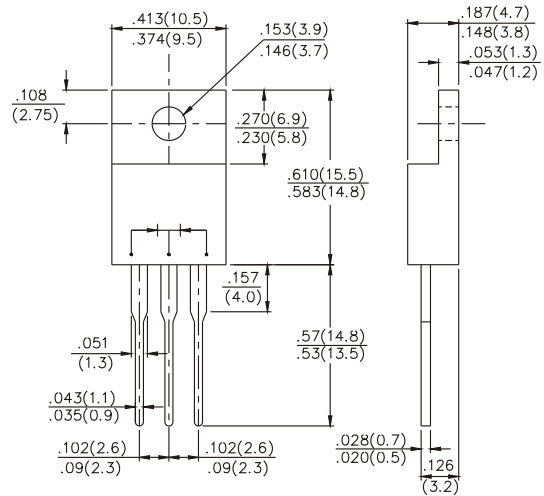
- Low switching noise
- Low thermal resistance
- Low forward voltage
- High current capability
- High switching capability
- High surge capability
- High reliability

**MECHANICAL DATA**

- Case: TO-220 molded plastic
- Epoxy: UL 94V-0 rate flame retardant
- Lead: MIL-STD-202E method 208 guaranteed
- Mounting position: Any
- Weighth: 2.24 grams

VOLTAGE RANGE  
20 TO 60 Volts  
CURRENT  
16.0 Amperes

**TO-220AB**



Dimensions in inches and (millimeters)

**MAXIMUM RATINGS AND ELECTRICAL CHARACTERISTICS**

Ratings at 25°C ambient temperature unless otherwise specified.  
Single phase, half wave, 60Hz, resistive or inductive load.  
For capacitive load, derate current by 20%.

**MAXIMUM RATINGS** ( At TA=25°C unless otherwise noted)

	Symbol	SR1620	SR1630	SR1635	SR1640	SR1645	SR1650	SR1660	UNITS	
Ratings	Symbol	SK1620	SK1630	SK1635	SK1640	SK1645	SK1650	SK1660	UNITS	
Maximum Recurrent Peak Reverse Voltage	V <sub>RRM</sub>	20	30	35	40	45	50	60	Volts	
Maximum RMS Voltage	V <sub>RMS</sub>	14	21	25	28	32	35	42	Volts	
Maximum DC Blocking Voltage	V <sub>DC</sub>	20	30	35	40	45	50	60	Volts	
Maximum Average Forward Rectified Current .375" (9.5mm) lead length	I <sub>O</sub>	16							Amps	
Peak Forward Surge Current, 8.3 ms single half sine-wave superimposed on rated load (JEDEC method)	I <sub>FSM</sub>	150							Amps	
Typical Thermal Resistance (Note 1)	R <sub>θJC</sub>	3							°C / W	
Typical Junction Capacitance (Note 3)	C <sub>J</sub>	700				500				pF
Operating Temperature Range	T <sub>J</sub>	-65 to +125				-65 to +150				°C
Storage and Operating Temperature Range	T <sub>STG</sub>	-65 to +150							°C	

**ELECTRICAL CHARACTERISTICS** ( At TA=25°C unless otherwise noted)

Characteristics	Symbol	SK1620	SK1630	SK1635	SK1640	SK1645	SK1650	SK1660	UNITS	
Maximum Instantaneous Forward Voltage at 8.0A DC	V <sub>F</sub>	.65				.75				Volts
Maximum Average Reverse Current at Rated DC Blocking Voltage	@T <sub>A</sub> =25°C	1.0							mAmps	
	@T <sub>A</sub> =100°C	30							mAmps	

- Notes : 1. Thermal Resistance Junction to Case.  
2. Suffix "R" for Reverse Polarity  
3. Measured at 1MHz and applied reverse voltage of 4.0 Volts.

SR1620 thru SR1660

SK1620 thru SK1660

MINIATURE SCHOTTKY BARRIER  
RECTIFIER



CHENG-YI  
ELECTRONIC

RATING AND CHARACTERISTICS CURVES  
SR1620 THRU SR1660  
SK1620 THRU SK1660

Fig.1 - TYPICAL FORWARD CURRENT DERATING CURVE

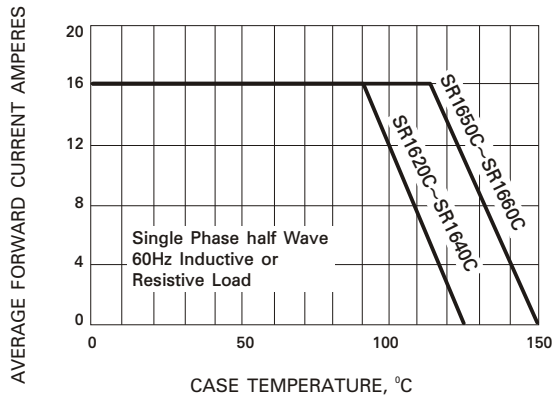


Fig.2 - TYPICAL REVERSE CHARACTERISTICS

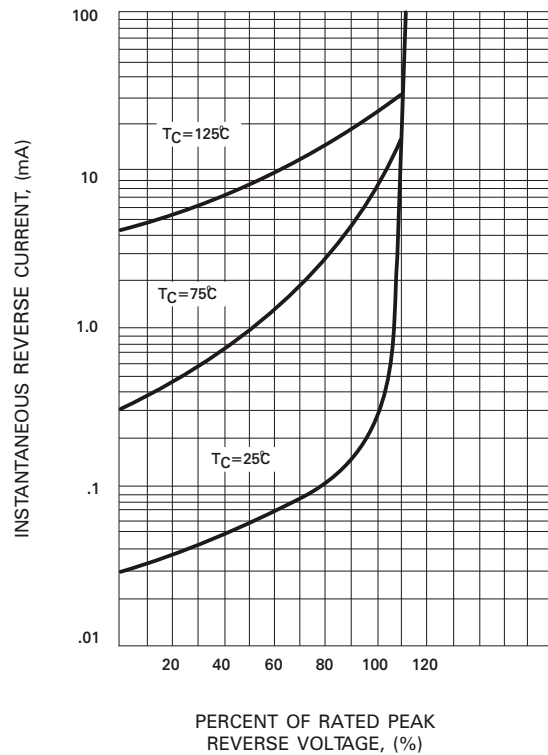


Fig.3 - MAXIMUM NON-REPETITIVE FORWARD SURGE CURRENT

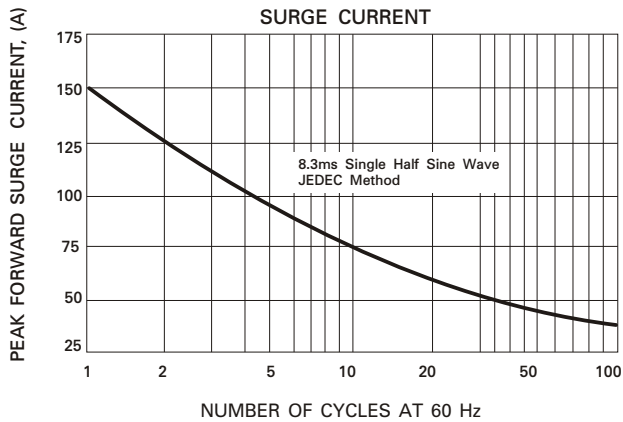


Fig.5 - TYPICAL INSTANTANEOUS FORWARD CHARACTERISTICS

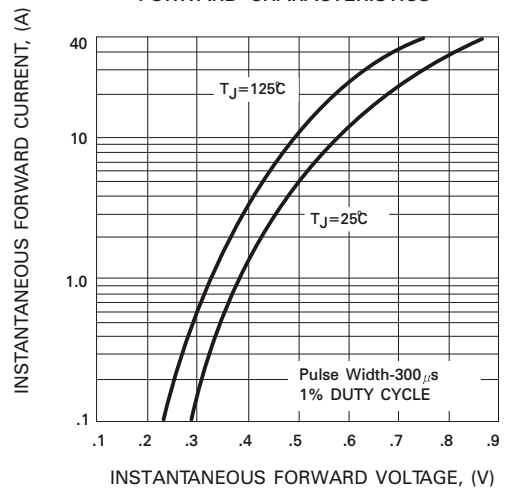


Fig.4 - TYPICAL JUNCTION CAPACITANCE

