

GERMANIUM DIODES

T-01-01

DI-03

(a) Detectors

Type	Maximum Ratings			Electrical Characteristics At T _J =25°C						Case
	P _D T _a =25°C W	PIV V	I _F (av) mA	I _F min mA	@	V _F V	I _R max μA	@	V _R V	
✓ 1N60	0.080	25	30	4		1	200		10	DO-7
✓ 1N66	0.080	60	50	5		1	50		10	DO-7
✓ 1N66A	0.080	60	50	5		1	20		10	DO-7
✓ 1N294	0.080	60	50	5		1	10		10	DO-7
✓ OA90	0.080	30	8	10		1.5	135		10	DO-7
✓ A72	0.080	30	10	5		1	20		10	DO-7
✓ A79*	0.080	30	35	5		1	18		10	DO-7

(b) General purpose

DI-03

✓ 1N38	0.080	120	35	3		1	625		100	DO-7
✓ 1N67**	0.080	80	35	4		1	50		50	DO-7
✓ 1N68	0.080	100	35	3		1	625		100	DO-7
✓ OA91	0.080	100	50	10		1.5	180		75	DO-7
✓ OA95	0.080	100	50	10		1.5	110		75	DO-7

* Also offered as matched pairs.

** Also offered as matched quads.

(c) Rectifiers

DI-03

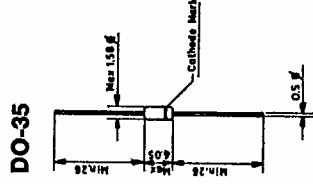
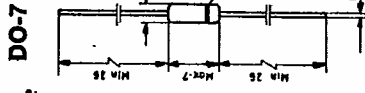
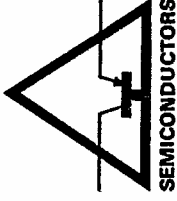
Type	Maximum Ratings			Electrical Characteristics At T _J =25°C						Case
	P _D T _a =25°C W	PIV V	I _F (av) mA	I _F min mA	@	V _F V	I _R max μA	@	V _R V	
✓ SR201	0.200	10	200	250		1	20		10	TO-5
✓ SR202	0.200	20	200	250		1	20		20	TO-5
✓ SR203	0.200	30	200	250		1	20		30	TO-5
✓ SR204	0.200	40	200	250		1	20		40	TO-5
✓ SDR25	0.250	25	200	250		1	200		25	TO-1

(d) Stabilisers

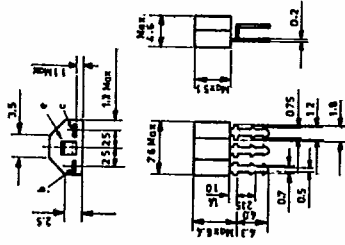
DI 02 1100

Type	PIV V	I _F (av) mA	V _F		I _F mA	V _F (typ)		I _F mA	T _C (typ) mV/°C	Case
			min/max mV	@		min/max mV	@			
✓ SC150	5	10	125/160	2	195	5	-2.2	5	-2.2	TO-5
✓ SC200	5	10	150/175	2	210	5	-2.2	5	-2.2	TO-5
✓ SC250	5	10	165/205	2	225	5	-2.2	5	-2.2	TO-5
✓ SC300	5	10	195/250	2	275	5	-2.2	5	-2.2	TO-5
✓ SC350	5	10	240/350	2	350	5	-2.2	5	-2.2	TO-5
✓ SDS10	10	20	-	-	150	5 to 9	-2.2	5 to 9	-2.2	TO-1

CASE OUTLINES

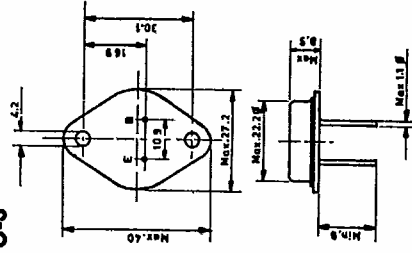


SOT-25

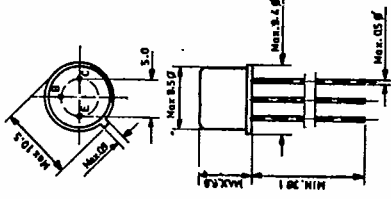


E 88 ARE INTERCHANGED FOR SOME DEVICES

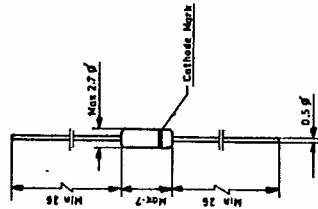
TO-3



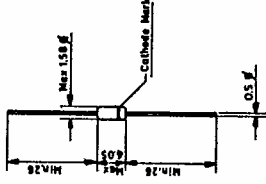
TO-5



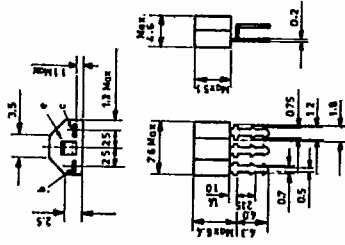
DO-7



DO-35

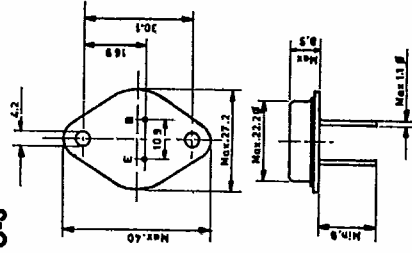


SOT-25

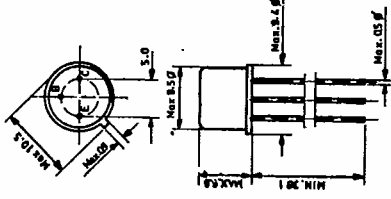


E 88 ARE INTERCHANGED FOR SOME DEVICES

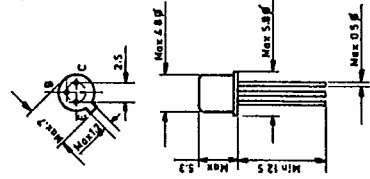
TO-3



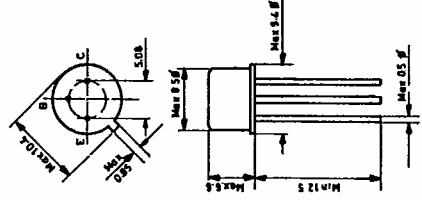
TO-5



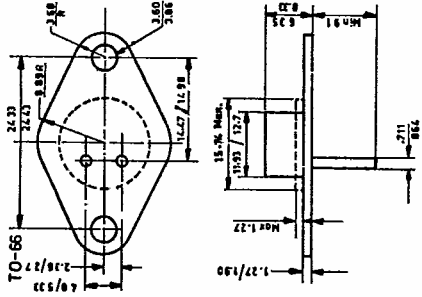
TO-18



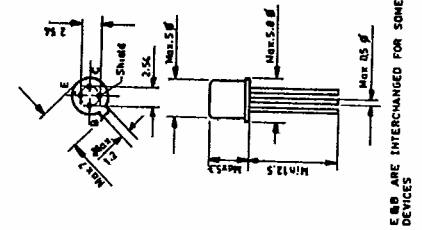
TO-39



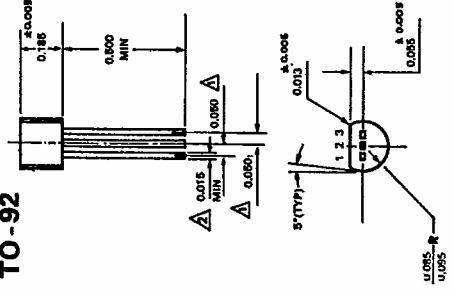
TO-66



TO-72



TO-92

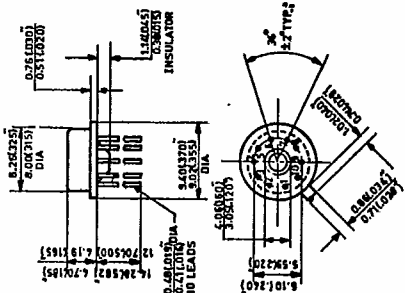


(Dimensions in inches)

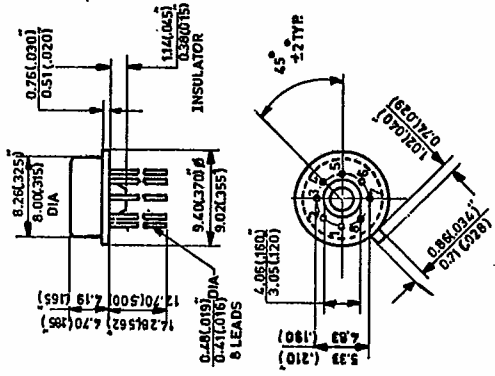
E 88 ARE INTERCHANGED FOR SOME DEVICES

Note : Dimensions in mm unless otherwise specified

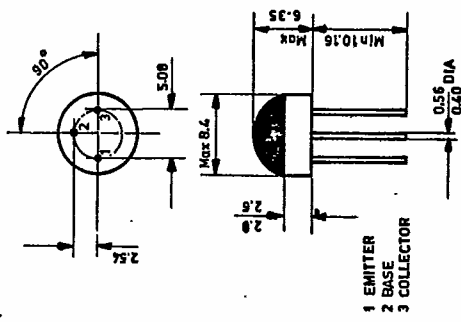
TO-96



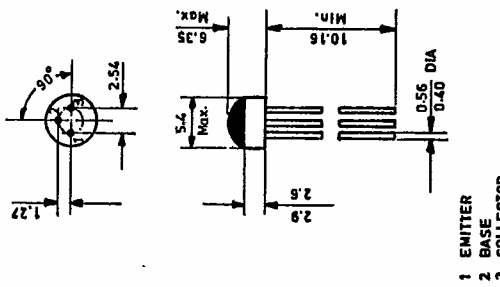
TO-99



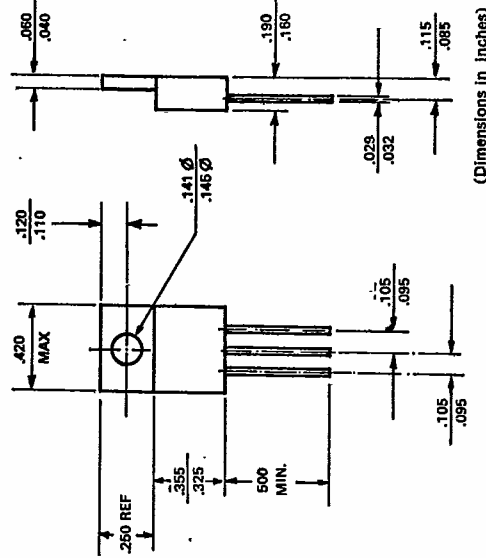
TO-105



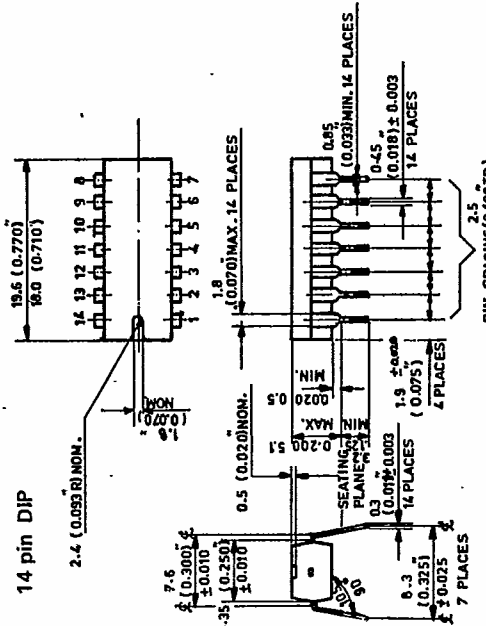
TO-106



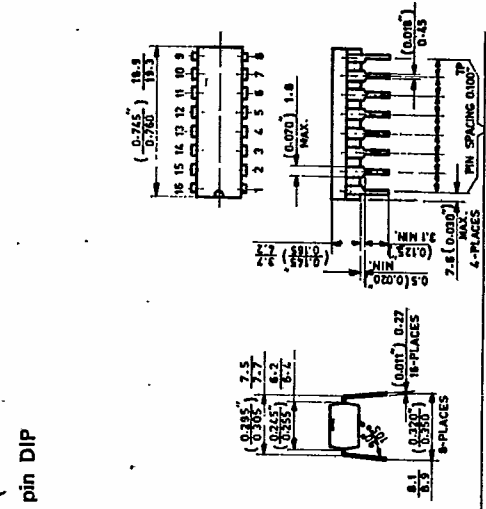
TO-220



14 pin DIP



16 pin DIP



Note : Dimensions in mm unless otherwise specified

(Dimensions in inches)